


INSTITUTO NACIONAL DE LOS DEPORTES DE EL SALVADOR
UNIDAD FINANCIERA INSTITUCIONAL
PRESUPUESTO AÑO 2018


FEDERACION SALVADOREÑA DE: **TENIS DE MESA**

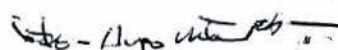
CANTIDAD ASIGNADA: \$ 170,000.00


| RUBRO | ENERO | FEBRERO | MARZO | ABRIL | MAYO | JUNIO | JULIO | AGOSTO | SEPTIEMBRE | OCTUBRE | NOVIEMBRE | DICIEMBRE | TOTAL | % |
|--|-----------------|-----------------|-----------------|-----------------|-----------------|-----------------|-----------------|-----------------|-----------------|-----------------|-----------------|-----------------|------------------|--------------|
| FUNCIONAMIENTO | 7,959.38 | 8,113.31 | 8,165.81 | 7,745.81 | 7,830.81 | 8,248.31 | 7,770.81 | 7,930.81 | 8,055.81 | 7,966.41 | 9,058.61 | 8,057.16 | 96,893.03 | 57.00 |
| REMUNERACIONES | 7,326.37 | 7,326.37 | 7,326.37 | 7,326.37 | 7,326.37 | 7,326.37 | 7,326.37 | 7,326.37 | 7,326.37 | 7,326.37 | 8,609.17 | 7,637.71 | 89,510.58 | 52.65 |
| PERSONAL ADMINISTRATIVO | 2,086.00 | 2,086.00 | 2,086.00 | 2,086.00 | 2,086.00 | 2,086.00 | 2,086.00 | 2,086.00 | 2,086.00 | 2,086.00 | 3,368.80 | 2,086.00 | 26,314.80 | 15.48 |
| SALARIOS | 2,086.00 | 2,086.00 | 2,086.00 | 2,086.00 | 2,086.00 | 2,086.00 | 2,086.00 | 2,086.00 | 2,086.00 | 2,086.00 | 2,086.00 | 2,086.00 | 25,032.00 | |
| AGUINALDOS | 0.00 | 0.00 | 0.00 | 0.00 | 0.00 | 0.00 | 0.00 | 0.00 | 0.00 | 0.00 | 1,282.80 | 0.00 | 1,282.80 | |
| PERSONAL TECNICO NACIONAL | 4,572.73 | 4,572.73 | 4,572.73 | 4,572.73 | 4,572.73 | 4,572.73 | 4,572.73 | 4,572.73 | 4,572.73 | 4,572.73 | 4,572.73 | 4,884.13 | 55,184.16 | 32.46 |
| SALARIOS | 4,572.73 | 4,572.73 | 4,572.73 | 4,572.73 | 4,572.73 | 4,572.73 | 4,572.73 | 4,572.73 | 4,572.73 | 4,572.73 | 4,572.73 | 4,572.73 | 54,872.76 | |
| AGUINALDOS | 0.00 | 0.00 | 0.00 | 0.00 | 0.00 | 0.00 | 0.00 | 0.00 | 0.00 | 0.00 | 0.00 | 311.40 | 311.40 | |
| CONTRIBUCIONES PATRONALES | 667.64 | 667.64 | 667.64 | 667.64 | 667.64 | 667.64 | 667.64 | 667.64 | 667.64 | 667.64 | 667.64 | 667.58 | 8,011.62 | 4.71 |
| PERSONAL ADMINISTRATIVO | 176.48 | 176.48 | 176.48 | 176.48 | 176.48 | 176.48 | 176.48 | 176.48 | 176.48 | 176.48 | 176.48 | 176.42 | 2,117.70 | 1.25 |
| ISSS | 81.45 | 81.45 | 81.45 | 81.45 | 81.45 | 81.45 | 81.45 | 81.45 | 81.45 | 81.45 | 81.45 | 81.45 | 977.40 | |
| AFP | 84.17 | 84.17 | 84.17 | 84.17 | 84.17 | 84.17 | 84.17 | 84.17 | 84.17 | 84.17 | 84.17 | 84.11 | 1,009.98 | |
| INSAFORP | 10.86 | 10.86 | 10.86 | 10.86 | 10.86 | 10.86 | 10.86 | 10.86 | 10.86 | 10.86 | 10.86 | 10.86 | 130.32 | |
| PERSONAL TECNICO NACIONAL | 491.16 | 491.16 | 491.16 | 491.16 | 491.16 | 491.16 | 491.16 | 491.16 | 491.16 | 491.16 | 491.16 | 491.16 | 5,893.92 | 3.47 |
| ISSS | 208.81 | 208.81 | 208.81 | 208.81 | 208.81 | 208.81 | 208.81 | 208.81 | 208.81 | 208.81 | 208.81 | 208.81 | 2,505.72 | |
| AFP | 254.52 | 254.52 | 254.52 | 254.52 | 254.52 | 254.52 | 254.52 | 254.52 | 254.52 | 254.52 | 254.52 | 254.52 | 3,054.24 | |
| INSAFORP | 27.83 | 27.83 | 27.83 | 27.83 | 27.83 | 27.83 | 27.83 | 27.83 | 27.83 | 27.83 | 27.83 | 27.83 | 333.96 | |
| ADQUISICIÓN DE BIENES Y SERVICIOS | 633.01 | 786.94 | 829.44 | 419.44 | 504.44 | 921.94 | 444.44 | 604.44 | 729.44 | 640.04 | 449.44 | 419.44 | 7,382.45 | 4.34 |
| PRODUCTOS ALIMENTICIOS | 0.00 | 0.00 | 0.00 | 0.00 | 0.00 | 0.00 | 0.00 | 0.00 | 0.00 | 0.00 | 0.00 | 0.00 | 0.00 | 0.00 |
| PRODUCTOS ALIMENTICIOS PARA PERSONAS | | | | | | | | | | | | | 0.00 | |
| PRODUCTOS ALIMENTICIOS PARA ANIMALES | | | | | | | | | | | | | 0.00 | |
| PRODUCTOS TEXTILES Y VESTUARIOS, IMPLEMENTOS DEPORTIVOS | 0.00 | 0.00 | 0.00 | 0.00 | 0.00 | 0.00 | 0.00 | 0.00 | 0.00 | 0.00 | 0.00 | 0.00 | 0.00 | 0.00 |
| PRODUCTOS TEXTILES Y VESTUARIOS | | | | | | | | | | | | | 0.00 | |
| MATERIALES E IMPLEMENTOS DEPORTIVOS | | | 0.00 | | | | | | | | | | 0.00 | |
| BIENES DE USO Y CONSUMO DIVERSO | 0.00 | 0.00 | 100.00 | 0.00 | 0.00 | 100.00 | 0.00 | 100.00 | 0.00 | 0.00 | 0.00 | 0.00 | 300.00 | 0.00 |
| MATERIALES DE LIMPIEZA | | 0.00 | 100.00 | | | 100.00 | | 100.00 | | | | 0.00 | 300.00 | |
| HERRAMIENTAS | | | | | | | | | | | | | 0.00 | |
| LLANTAS Y NEUMATICOS | | | | | | | | | | | | | 0.00 | |
| BIENES DE USO Y CONSUMO DIVERSO | | | | | | | | | | | | | 0.00 | |
| PRODUCTOS QUIMICOS Y COMBUSTIBLES | 0.00 | 0.00 | 0.00 | 0.00 | 0.00 | 0.00 | 0.00 | 0.00 | 0.00 | 0.00 | 0.00 | 0.00 | 0.00 | 0.00 |
| PRODUCTOS FARMACEUTICOS Y MEDICINALES | | | | | | | | | | | | | 0.00 | |
| VITAMINAS Y SUPLEMENTOS VITAMINICOS | | | | | | | | | | | | | 0.00 | |
| PRODUCTOS QUIMICOS | | | | | | | | | | | | | 0.00 | |
| COMBUSTIBLES | | | | | | | | | | | | | 0.00 | |
| MATERIALES Y PAPELERIA DE OFICINA E IMPRESOS | 0.00 | 0.00 | 310.00 | 0.00 | 0.00 | 120.00 | 0.00 | 0.00 | 310.00 | 0.00 | 0.00 | 0.00 | 740.00 | 0.00 |
| MATERIALES Y PAPELERIA DE OFICINA | 0.00 | 0.00 | 190.00 | | | | | | 190.00 | | | | 380.00 | |
| MATERIAL INFORMATICO | 0.00 | 0.00 | 120.00 | | | 120.00 | | | 120.00 | | | | 360.00 | |
| LIBROS, TEXTOS, UTILES DE ENSEÑANZA Y PUBLICACIONES | | | | | | | | | | | | | 0.00 | |




| RUBRO | ENERO | FEBRERO | MARZO | ABRIL | MAYO | JUNIO | JULIO | AGOSTO | SEPTIEMBRE | OCTUBRE | NOVIEMBRE | DICIEMBRE | TOTAL | % |
|---|------------------|------------------|------------------|------------------|------------------|------------------|------------------|------------------|-----------------|------------------|------------------|-----------------|-------------------|---------------|
| SERVICIOS BASICOS | 125.00 | 125.00 | 125.00 | 125.00 | 125.00 | 125.00 | 125.00 | 125.00 | 125.00 | 260.60 | 155.00 | 125.00 | 1,665.60 | |
| SERVICIO DE ENERGIA ELECTRICA | | | | | | | | | | | | | 0.00 | |
| SERVICIO DE AGUA | | | | | | | | | | | | | 0.00 | |
| SERVICIO DE TELECOMUNICACIONES/INTERNET | 125.00 | 125.00 | 125.00 | 125.00 | 125.00 | 125.00 | 125.00 | 125.00 | 125.00 | 125.00 | 125.00 | 125.00 | 1,500.00 | |
| SERVICIO DE CORREOS | | | | | | | | | | | | 30.00 | 30.00 | |
| HOSTIN PAGINA WEB | | | | | | | | | | 135.60 | | | 135.60 | |
| MANTENIMIENTO Y REPARACIONES | 44.44 | 129.44 | 44.44 | 44.44 | 129.44 | 44.44 | 44.44 | 129.44 | 44.44 | 129.44 | 44.44 | 44.44 | 873.28 | |
| MANTTO. Y REPARAC. EDIFIC. E INSTALAC. | | | | | | | | | | | | | 0.00 | |
| MANTTO. Y REPARAC. EQ. COMUNICACIONES | | | | | | | | | | | | | 0.00 | |
| MANTTO. Y REPARAC. EQ. TRANSP. Y TRACCIÓN | | | | | | | | | | | | | 0.00 | |
| MANTTO. Y REPARAC. EQ. Y MOB. DIVERSO | | 85.00 | | | 85.00 | | | 85.00 | | 85.00 | | | 340.00 | |
| MANTTO. Y REPARAC. EQ. AUDIOVISUAL | | | | | | | | | | | | | 0.00 | |
| MANTTO. Y REPARAC. MOB. Y EQ. MEDICO | | | | | | | | | | | | | 0.00 | |
| TRANSPORTES, FLETES Y ALMACENAMIENTO | | | | | | | | | | | | | 0.00 | |
| SERVICIOS GENERALES(MANT. PAGINA WEB) | 44.44 | 44.44 | 44.44 | 44.44 | 44.44 | 44.44 | 44.44 | 44.44 | 44.44 | 44.44 | 44.44 | 44.44 | 533.28 | |
| ARRENDAMIENTO DE BIENES INMUEBLES | | | | | | | | | | | | | 0.00 | |
| PASAJES Y VIATICOS | 0.00 | 0.00 | 0.00 | 0.00 | 0.00 | 0.00 | 0.00 | 0.00 | 0.00 | 0.00 | 0.00 | 0.00 | 0.00 | |
| PASAJES AL INTERIOR | | | | | | | | | | | | | 0.00 | |
| PASAJES AL EXTERIOR | | | | | | | | | | | | | 0.00 | |
| SERVICIOS TECNICOS Y PROFESIONALES | 250.00 | 532.50 | 250.00 | 250.00 | 250.00 | 532.50 | 250.00 | 250.00 | 250.00 | 250.00 | 250.00 | 250.00 | 3,565.00 | |
| SERVICIO DE CONTABILIDAD Y AUDITORIA | 250.00 | 532.50 | 250.00 | 250.00 | 250.00 | 532.50 | 250.00 | 250.00 | 250.00 | 250.00 | 250.00 | 250.00 | 3,565.00 | |
| SERVICIOS MEDICOS | | | | | | | | | | | | | 0.00 | |
| SERVICIOS DE CAPACITACIÓN | | | | | | | | | | | | | 0.00 | |
| SEGUROS Y GASTOS FINANCIEROS | | | | | | | | | | | | | | |
| PRIMAS Y GASTOS POR SEGUROS Y COMISIONES BANCARIAS | 213.57 | 0.00 | 0.00 | 0.00 | 0.00 | 0.00 | 25.00 | 0.00 | 0.00 | 0.00 | 0.00 | 0.00 | 238.57 | |
| PRIMAS Y GASTOS DE SEGUROS DE PERSONAS | 213.57 | | | | | | | | | | | | 213.57 | |
| PRIMAS Y GASTOS DE SEGUROS DE BIENES Y VALORES | 0.00 | 0.00 | 0.00 | 0.00 | 0.00 | 0.00 | 25.00 | 0.00 | 0.00 | 0.00 | 0.00 | | 25.00 | |
| COMISIONES Y GASTOS BANCARIOS | | | | | | | | | | | | | 0.00 | |
| DESARROLLO DEPORTIVO | 29,357.52 | 2,382.00 | 8,749.00 | 5,795.00 | 6,916.45 | 6,875.00 | 2,382.00 | 2,095.00 | 1,875.00 | 2,930.00 | 1,875.00 | 1,875.00 | 73,106.97 | 43.00 |
| FOGUEOS | 27,082.52 | 607.00 | 6,874.00 | 3,920.00 | 5,041.45 | 5,000.00 | 607.00 | 220.00 | 0.00 | 1,055.00 | 0.00 | 0.00 | 50,206.97 | 29.53 |
| FOGUEOS INTERNACIONALES | 26,247.52 | 0.00 | 6,650.00 | 3,920.00 | 5,041.45 | 5,000.00 | 0.00 | 0.00 | 0.00 | 0.00 | 0.00 | 0.00 | 46,858.97 | |
| EVENTOS NACIONALES | 835.00 | 507.00 | 224.00 | - | - | - | 507.00 | 220.00 | - | 1,055.00 | - | - | 3,348.00 | |
| BECAS | 1,650.00 | 1,650.00 | 1,650.00 | 1,650.00 | 1,650.00 | 1,650.00 | 1,650.00 | 1,650.00 | 1,650.00 | 1,650.00 | 1,650.00 | 1,650.00 | 19,800.00 | 11.65 |
| BECAS DEPORTIVAS | 1,650.00 | 1,650.00 | 1,650.00 | 1,650.00 | 1,650.00 | 1,650.00 | 1,650.00 | 1,650.00 | 1,650.00 | 1,650.00 | 1,650.00 | 1,650.00 | 19,800.00 | |
| ORGANISMOS INTERNACIONALES | 400.00 | | | | | | | | | | | | 400.00 | 0.24 |
| MEMBRESIAS | 400.00 | | | | | | | | | | | | 400.00 | |
| SEGURO DE ATLETAS | 225.00 | 225.00 | 225.00 | 225.00 | 225.00 | 225.00 | 225.00 | 225.00 | 225.00 | 225.00 | 225.00 | 225.00 | 2,700.00 | 1.59 |
| SEGUROS ATLETAS | 225.00 | 225.00 | 225.00 | 225.00 | 225.00 | 225.00 | 225.00 | 225.00 | 225.00 | 225.00 | 225.00 | 225.00 | 2,700.00 | |
| INVERSIONES EN ACTIVO FIJO | 0.00 | 0.00 | 0.00 | 0.00 | 0.00 | 0.00 | 0.00 | 0.00 | 0.00 | 0.00 | 0.00 | 0.00 | 0.00 | |
| EQUIPO DE OFICINA | | | | | | | | | | | | | 0.00 | |
| OTROS | | | | | | | | | | | | | 0.00 | |
| TOTALES | 37,316.90 | 10,495.31 | 16,904.81 | 13,540.81 | 14,747.26 | 15,123.31 | 10,152.81 | 10,025.81 | 9,930.81 | 10,896.41 | 10,933.61 | 9,932.15 | 170,000.00 | 100.00 |

F. 
 PROF. JORGE ALBERTO PÉREZ QUEZADA
 PRESIDENTE

F. 
 VÍCTOR HUGO MATA TOBAR
 Presidente FESALTEME

F. 
 RAUL EDGAR CHICA CALDERÓN
 Tesorero FESALTEME

F. 
 LIC. MARCOS JACOBO MENJIVAR VIDES
 GERENTE FINANCIERO