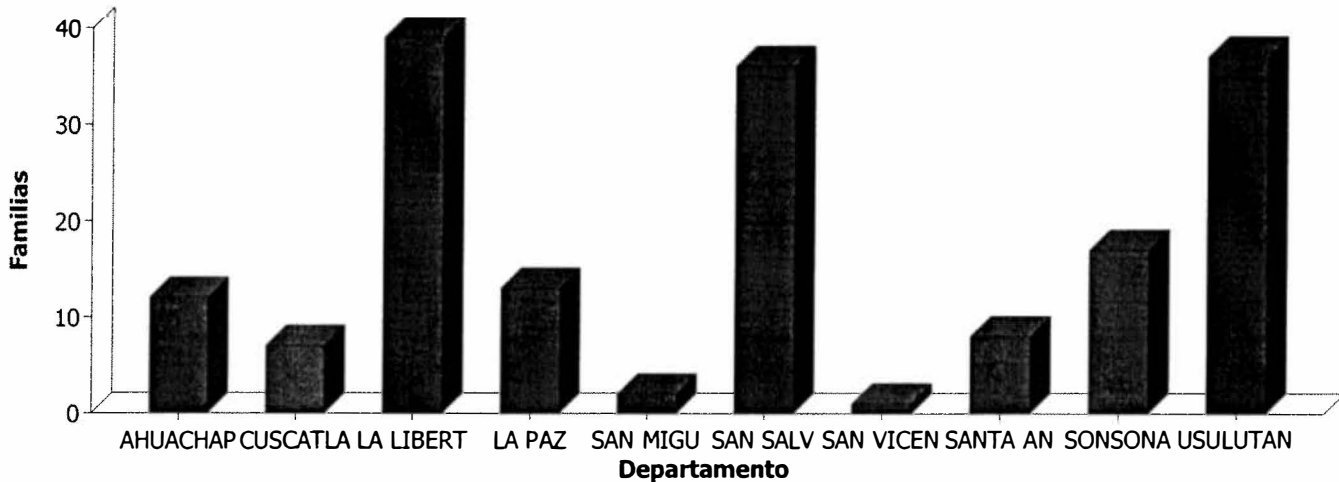


DEL: 01/01/2016 AL: 31/05/2016

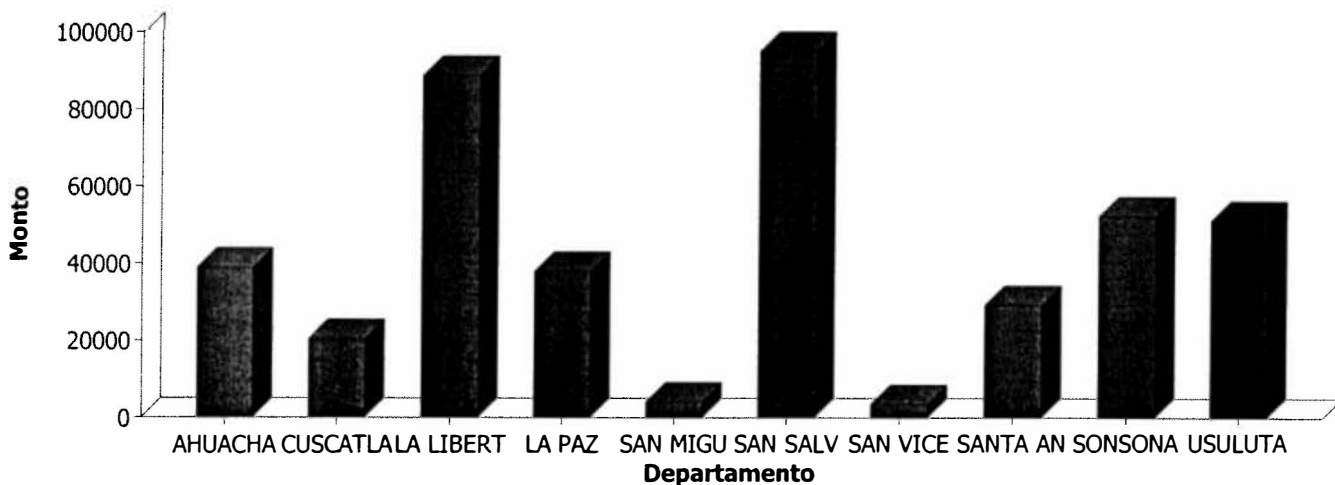
dw_sic_fam_benef_depto_rpt

DEPARTAMENTO	NUEVAS				ANULADAS				TOTAL			
	FAM.	%	MONTO	%	FAM.	%	MONTO	%	FAM.	%	MONTO	%
AHUACHAPAN	12	7.55%	\$38,811.21	10.62%	0	0.00%	\$0.00	0.00%	12	6.98%	\$38,811.21	9.22%
SANTA ANA	5	3.14%	\$14,190.09	3.88%	3	23.08%	\$15,000.00	27.12%	8	4.65%	\$29,190.09	6.93%
SONSONATE	17	10.69%	\$52,314.41	14.31%	0	0.00%	\$0.00	0.00%	17	9.88%	\$52,314.41	12.43%
LA LIBERTAD	34	21.38%	\$64,931.76	17.76%	5	38.46%	\$23,758.52	42.95%	39	22.67%	\$88,690.28	21.07%
SAN SALVADOR	32	20.13%	\$81,547.45	22.30%	4	30.77%	\$13,428.53	24.28%	36	20.93%	\$94,975.98	22.56%
CUSCATLAN	7	4.40%	\$20,381.65	5.57%	0	0.00%	\$0.00	0.00%	7	4.07%	\$20,381.65	4.84%
LA PAZ	12	7.55%	\$34,751.73	9.50%	1	7.69%	\$3,129.14	5.66%	13	7.56%	\$37,880.87	9.00%
SAN VICENTE	1	0.63%	\$3,523.80	0.96%	0	0.00%	\$0.00	0.00%	1	0.58%	\$3,523.80	0.84%
USULUTAN	37	23.27%	\$51,114.69	13.98%	0	0.00%	\$0.00	0.00%	37	21.51%	\$51,114.69	12.14%
SAN MIGUEL	2	1.26%	\$4,057.36	1.11%	0	0.00%	\$0.00	0.00%	2	1.16%	\$4,057.36	0.96%
TOTALES:	159	100.0%	\$365,624.15	100.0%	13	100.0%	\$55,316.19	100.0%	172	100.0%	\$420,940.34	100.0%

FAMILIAS BENEFICIADAS POR DEPARTAMENTO



MONTO DE CONTRIBUCIONES POR DEPARTAMENTO

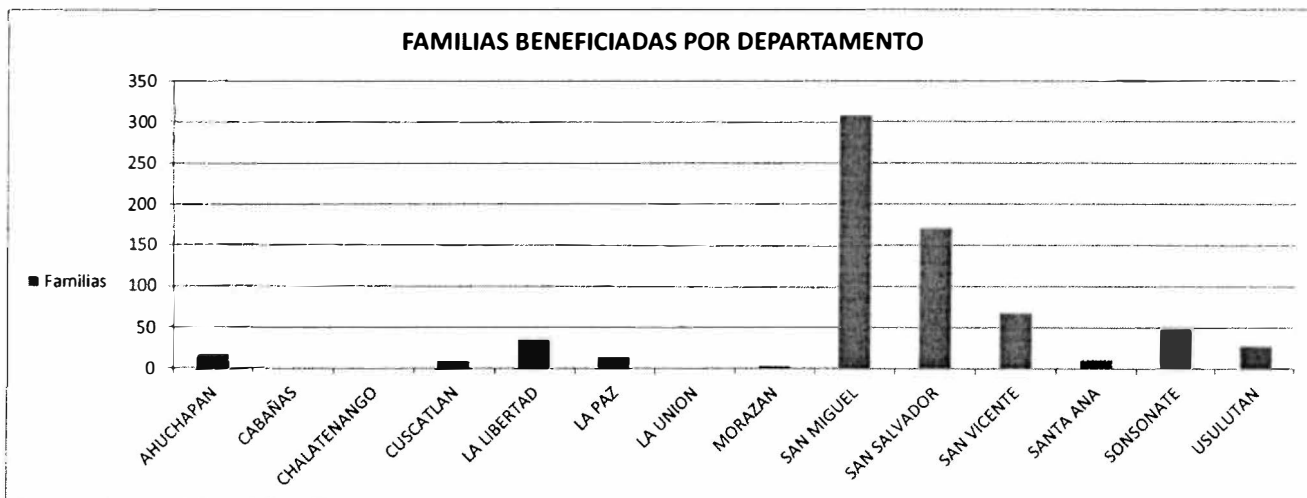




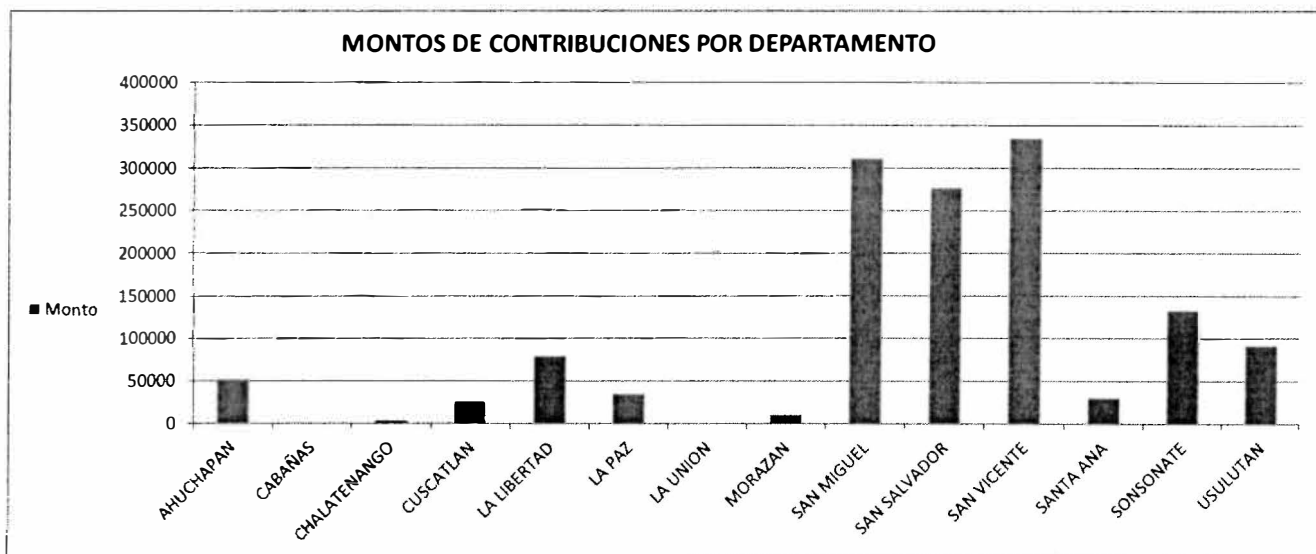
FONDO NACIONAL DE VIVIENDA POPULAR
UNIDAD DE CONTRIBUCIONES Y GESTION SOCIAL
CONTRIBUCIONES OTORGADAS Y FAMILIAS BENEFICIADAS POR DEPARTAMENTO
 DEL: 01/01/2014 AL 31/12/2014

DEPARTAMENTOS	FAMILIAS		CONTRIBUCION	
	FAMILIAS	%	MONTO	%
AHUCHAPAN	17	2.38%	\$51,847.37	3.76%
CABAÑAS	0	0.00%		0.00%
CHALATENANGO	1	0.14%	\$3,346.08	0.24%
CUSCATLAN	10	1.40%	\$25,472.35	1.85%
LA LIBERTAD	36	5.03%	\$78,545.95	5.70%
LA PAZ	14	1.96%	\$34,621.46	2.51%
LA UNION	0	0.00%	\$0.00	0.00%
MORAZAN	3	0.42%	\$9,970.40	0.72%
SAN MIGUEL	308	43.08%	\$310,636.75	22.52%
SAN SALVADOR	171	23.92%	\$276,438.89	20.04%
SAN VICENTE	68	9.51%	\$334,154.68	24.23%
SANTA ANA	11	1.54%	\$29,975.53	2.17%
SONSONATE	48	6.71%	\$132,785.07	9.63%
USulutAN	28	3.92%	\$91,403.17	6.63%
TOTAL	715	100.00%	\$1379,197.70	100.00%

FAMILIAS BENEFICIADAS POR DEPARTAMENTO



MONTO DE CONTRIBUCIONES POR DEPARTAMENTO

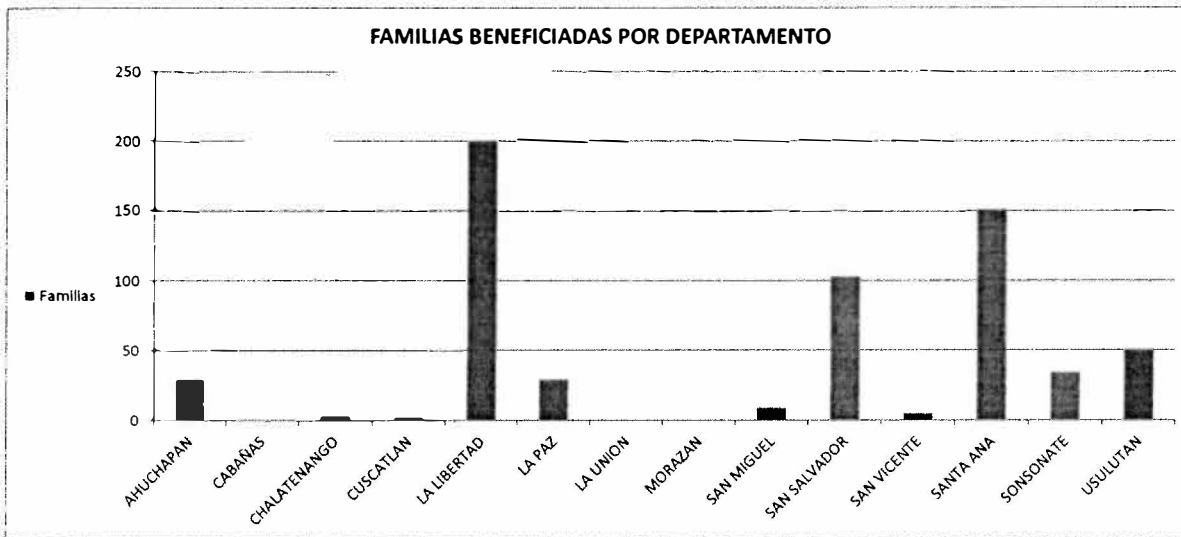




FONDO NACIONAL DE VIVIENDA POPULAR
UNIDAD DE CONTRIBUCIONES Y GESTION SOCIAL
CONTRIBUCIONES OTORGADAS Y FAMILIAS BENEFICIADAS POR DEPARTAMENTO
DEL: 01/01/2015 AL 31/12/2015

DEPARTAMENTOS	FAMILIAS		CONTRIBUCION	
	FAMILIAS	%	MONTO	%
AHUCHAPAN	29	4.72%	\$80,820.53	3.58%
CABAÑAS	0	0.00%	\$0.00	0.00%
CHALATENANGO	3	0.49%	\$6,075.03	0.27%
CUSCATLAN	2	0.33%	\$6,018.66	0.27%
LA LIBERTAD	200	32.52%	\$885,894.46	39.24%
LA PAZ	29	4.72%	\$87,389.47	3.87%
LA UNION	0	0.00%	\$0.00	0.00%
MORAZAN	0	0.00%	\$0.00	0.00%
SAN MIGUEL	9	1.46%	\$21,449.59	0.95%
SAN SALVADOR	103	16.75%	\$352,495.83	15.61%
SAN VICENTE	5	0.81%	\$4,202.10	0.19%
SANTA ANA	151	24.55%	\$653,523.80	28.94%
SONSONATE	34	5.53%	\$100,962.28	4.47%
USULUTAN	50	8.13%	\$59,057.25	2.62%
TOTAL	615	100.00%	\$2257,889.00	100.00%

FAMILIAS BENEFICIADAS POR DEPARTAMENTO



MONTO DE CONTRIBUCIONES POR DEPARTAMENTO

