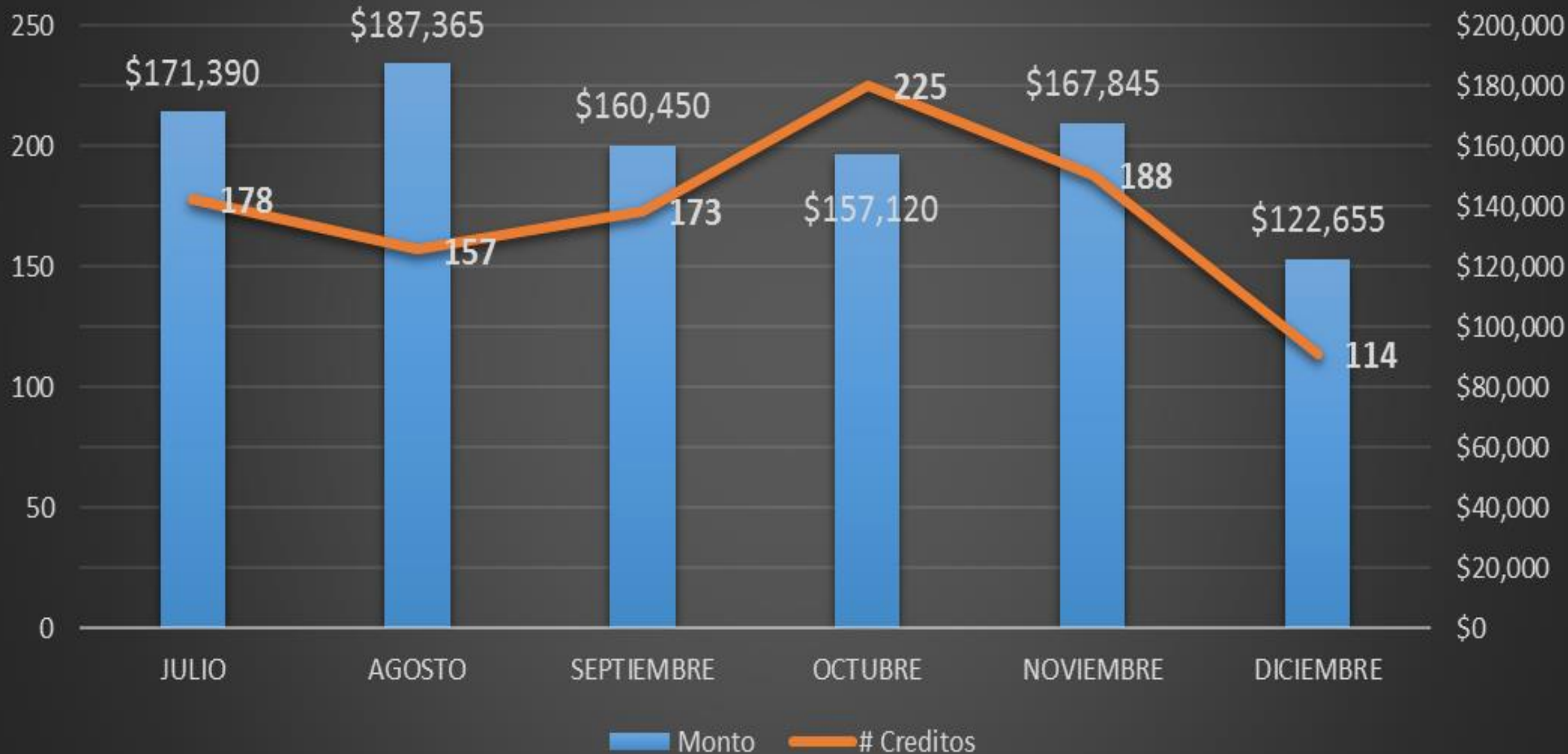


ESTADISTICAS SOBRE CARTERA DE CREDITOS

JULIO A DICIEMBRE DE 2017

FOSOFAMILIA - GERENCIA DE CREDITOS

COLOCACION DE CREDITOS 2do. SEMESTRE 2017

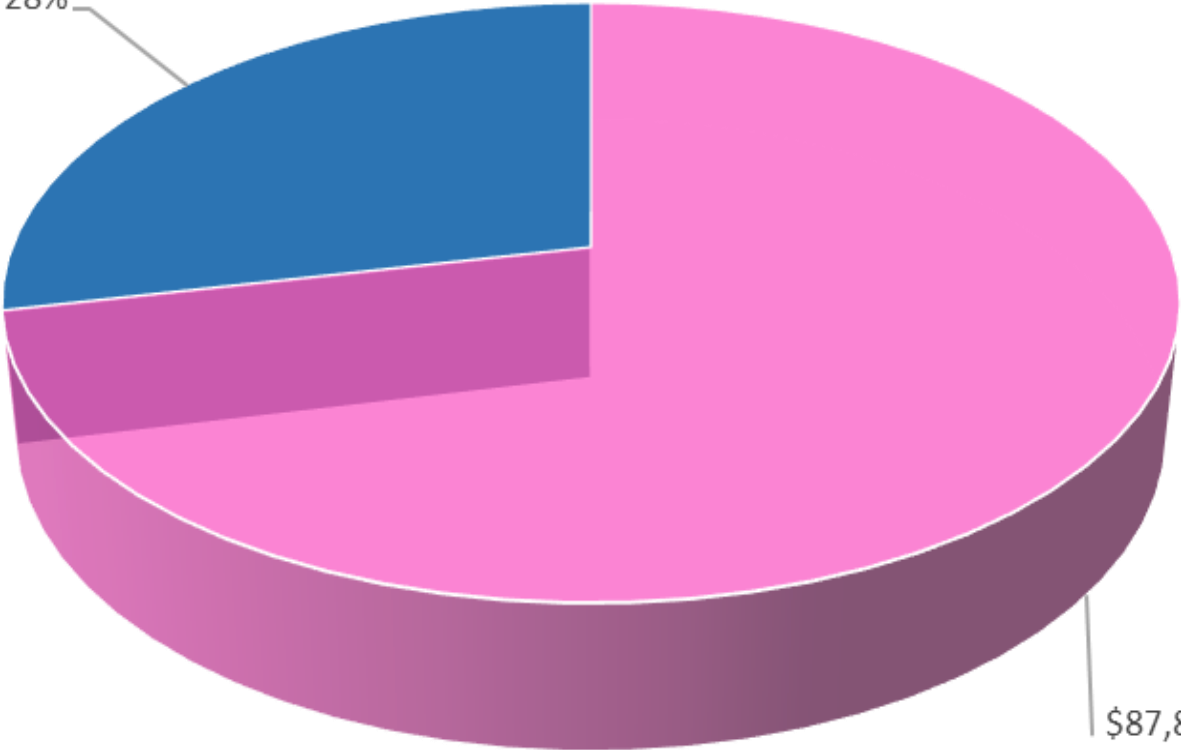


COLOCACION POR GENERO A DICIEMBRE DE 2017

COLOCACIÓN POR GENERO

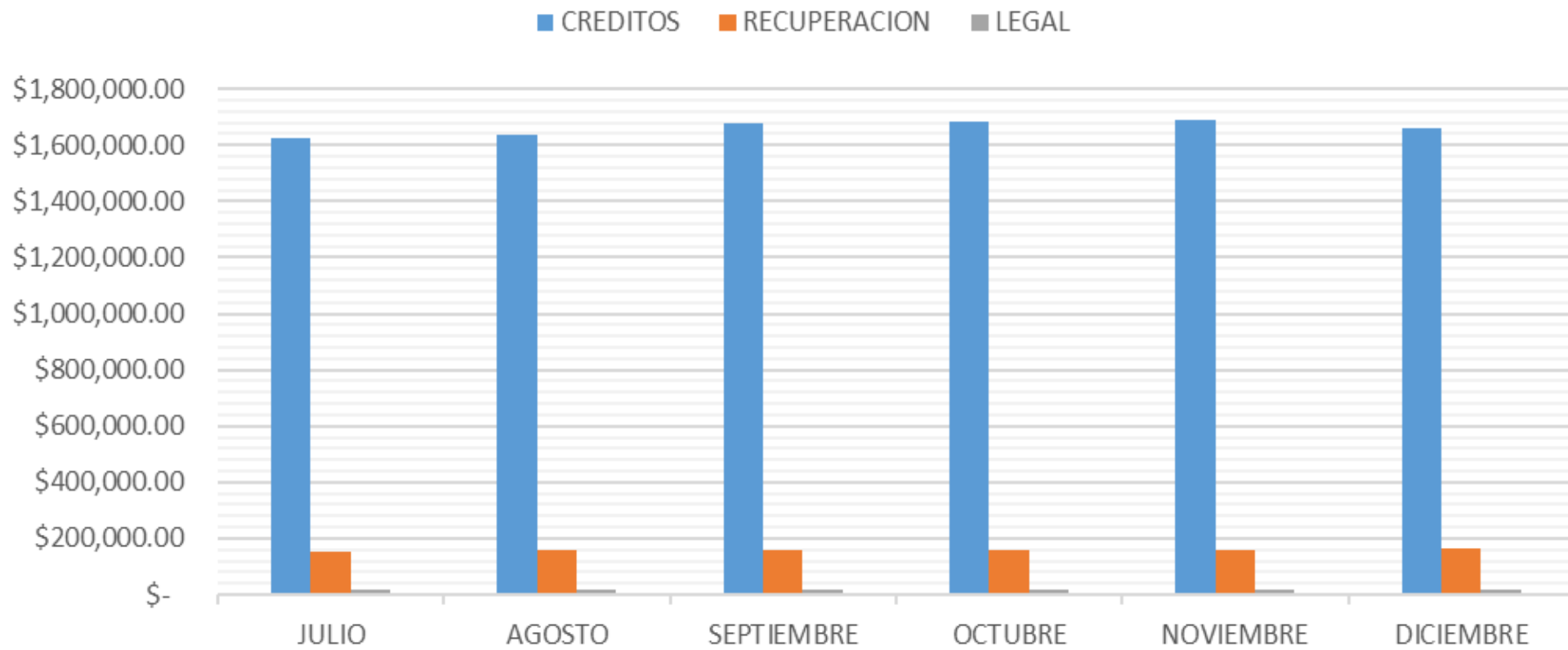


\$34,800.00; 28%



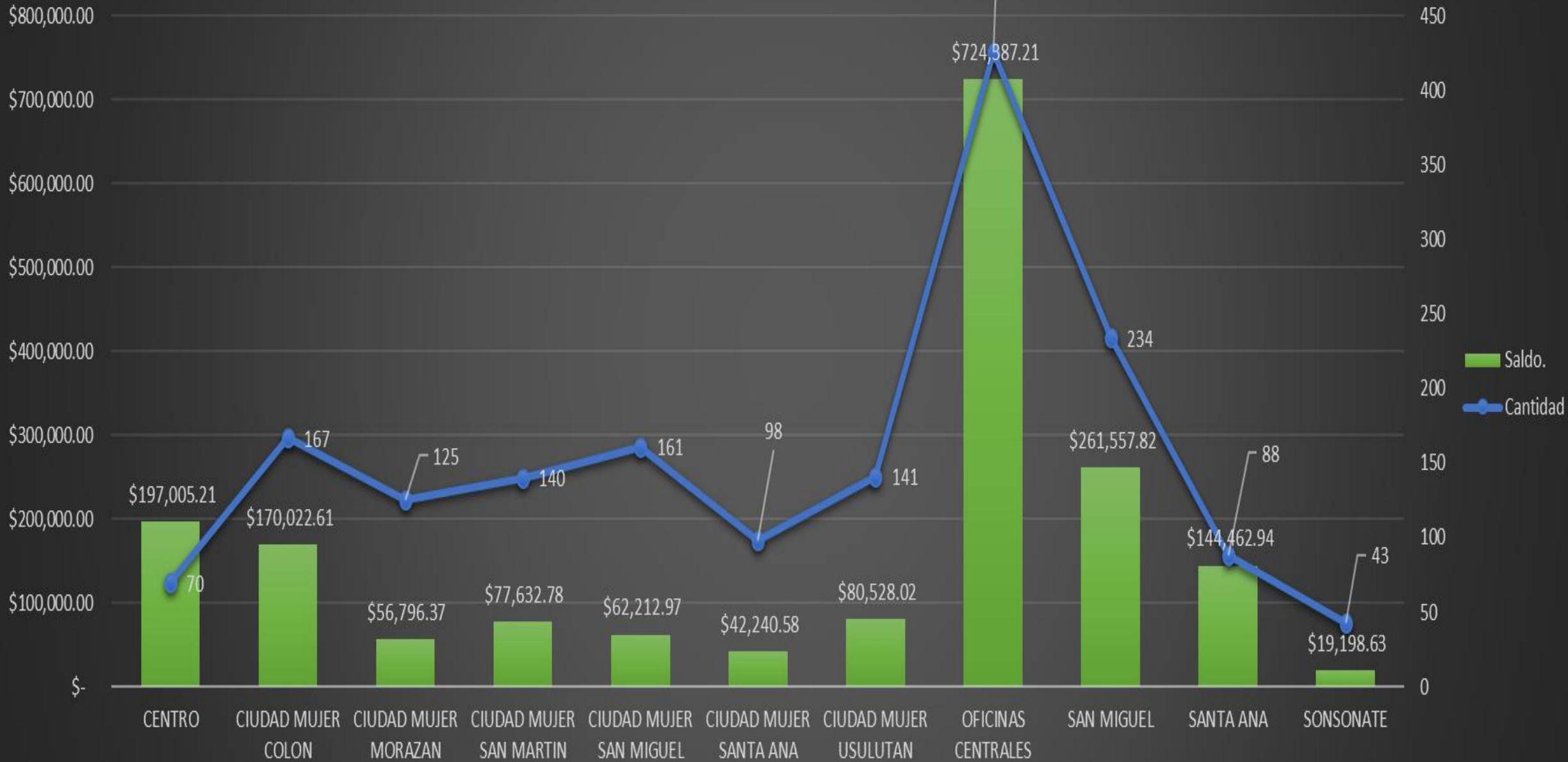
\$87,855.00; 72%

Saldos de Cartera Vigente Julio a Diciembre 2017

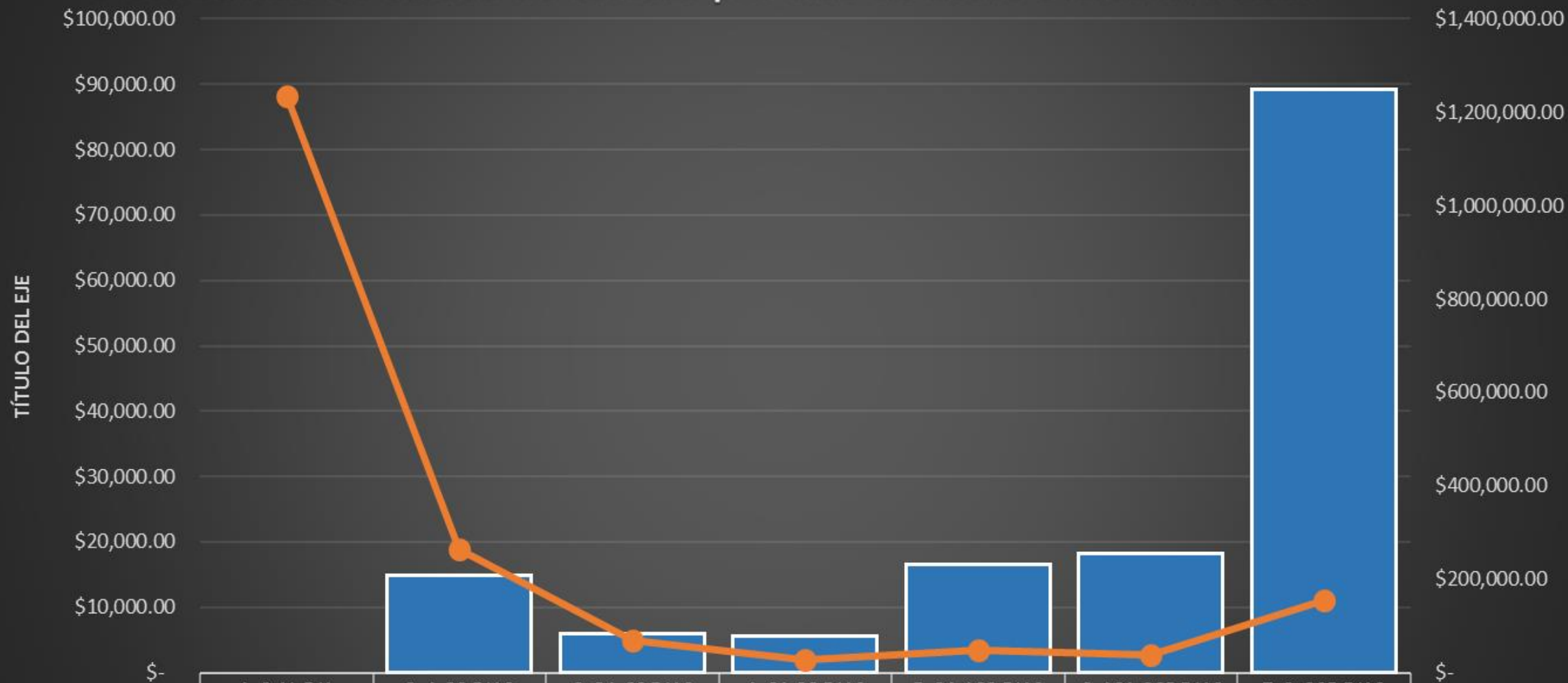


AREA /MES	JULIO	AGOSTO	SEPTIEMBRE	OCTUBRE	NOVIEMBRE	DICIEMBRE
CREDITOS	\$1,626,206.43	\$1,635,696.69	\$1,676,279.13	\$1,683,805.77	\$1,687,792.61	\$1,657,496.92
RECUPERACION	\$154,306.02	\$158,605.37	\$157,840.52	\$157,223.33	\$160,210.34	\$162,125.73
LEGAL	\$16,422.49	\$16,422.49	\$16,422.49	\$16,422.49	\$16,422.49	\$16,422.49
TOTAL	\$1,796,934.94	\$1,810,724.55	\$1,850,542.14	\$1,857,451.59	\$1,864,425.44	\$1,836,045.14

Saldos de Cartera Vigente por Oficinas a Diciembre 2017



Distribucion de saldos de cartera por dias de mora Diciembre 2017



Mora Capital

Saldo Cap

1. 0 AL DIA

2. 1-30 DIAS

3. 31-60 DIAS

4. 61-90 DIAS

5. 91-180 DIAS

6. 181-365 DIAS

7. S>395 DIAS

\$-

\$14,964.77

\$5,952.39

\$5,605.92

\$16,469.59

\$18,179.62

\$89,156.16

\$1,233,732.72

\$264,128.22

\$69,795.67

\$26,823.66

\$48,814.60

\$37,124.90

\$155,625.37

\$-

\$-

\$100,000.00

\$90,000.00

\$80,000.00

\$70,000.00

\$60,000.00

\$50,000.00

\$40,000.00

\$30,000.00

\$20,000.00

\$10,000.00

\$1,400,000.00

\$1,200,000.00

\$1,000,000.00

\$800,000.00

\$600,000.00

\$400,000.00

\$200,000.00

TÍTULO DELEJE