

INSTITUTO DE MEDINA LEGAL

HOMICIDIOS DEL AÑO 2012 TOTAL PAIS SEGÚN RECONOCIMIENTOS DE MEDICOS FORENSES Y BASE CONSENSADA ENTRE FGR, IML Y PNC

A. HOMICIDIOS DE HOMBRES

FRECUENCIA POR GRUPOS DE EDAD

GRUPOSEDAD	Frec	Porcent	Acum
1-4	3	0.1%	0.1%
10-14	24	1.1%	1.2%
15-19	372	16.6%	17.8%
20-24	390	17.4%	35.1%
25-29	308	13.7%	48.8%
30-34	319	14.2%	63.0%
35-39	241	10.7%	73.8%
40-44	130	5.8%	79.6%
45-49	96	4.3%	83.8%
5-9	4	0.2%	84.0%
50-54	47	2.1%	86.1%
55-59	48	2.1%	88.2%
60-64	41	1.8%	90.1%
65 A +	59	2.6%	92.7%
<1	1	0.0%	92.7%
IGNORADA	163	7.3%	100.0%
Total	2246	100.0%	

FRECUENCIA HOMICIDIOS DEPARTAMENTO AGRESION

DEPTOOCUHE	Frec	Porcent	Acum
AHUACHAPAN	83	3.7%	3.7%
CABAÑAS	51	2.3%	6.0%
CHALATENANGO	49	2.2%	8.1%
CUSCATLAN	78	3.5%	11.6%
LA LIBERTAD	240	10.7%	22.3%
LA PAZ	138	6.1%	28.5%
LA UNION	122	5.4%	33.9%
MORAZAN	49	2.2%	36.1%
SAN MIGUEL	161	7.2%	43.2%
SAN SALVADOR	642	28.6%	71.8%
SAN VICENTE	72	3.2%	75.0%
SANTA ANA	223	9.9%	85.0%
SONSONATE	206	9.2%	94.1%
USULUTAN	132	5.9%	100.0%
Total	2246	100.0%	

FRECUENCIA HOMICIDIOS POR MUNICIPIO AGRESION

MPIOOCUHE	Frec	Porcent	Acum
ACAJUTLA	18	0.8%	0.8%
AGUA CALIENTE	1	0.0%	0.8%
AGUILARES	8	0.4%	1.2%
AHUACHAPAN	33	1.5%	2.7%
ALEGRIA	6	0.3%	2.9%
ANAMOROS	7	0.3%	3.3%
ANTIGUO CUSCATLAN	3	0.1%	3.4%
APANECA	1	0.0%	3.4%
APASTEPEQUE	6	0.3%	3.7%
APOPA	58	2.6%	6.3%
ARCATAO	3	0.1%	6.4%
ARMENIA	13	0.6%	7.0%
ATACO	1	0.0%	7.0%
ATIQUIZAYA	15	0.7%	7.7%
AYUTUXTEPEQUE	17	0.8%	8.5%
BERLIN	1	0.0%	8.5%
BOLIVAR	3	0.1%	8.6%
CACAOPELA	4	0.2%	8.8%
CALUCO	4	0.2%	9.0%
CANDELARIA CUSCATLAN	1	0.0%	9.0%
CANDELARIA FRONTERA	9	0.4%	9.4%
CAROLINA	4	0.2%	9.6%
CHALATENANGO	6	0.3%	9.9%
CHALCHUAPA	32	1.4%	11.3%
CHAPELTIQUE	8	0.4%	11.7%
CHILTIUPAN	4	0.2%	11.8%
CHINAMECA	2	0.1%	11.9%
CHIRILAGUA	7	0.3%	12.2%
CINQUERA	1	0.0%	12.3%
CIUDAD ARCE	19	0.8%	13.1%
CIUDAD BARRIOS	12	0.5%	13.7%
CIUDAD DELGADO	40	1.8%	15.4%
CIUDAD VICTORIA	1	0.0%	15.5%
COATEPEQUE	8	0.4%	15.9%
COJUTEPEQUE	13	0.6%	16.4%
COLON	49	2.2%	18.6%
COMALAPA	1	0.0%	18.7%
COMASAGUA	3	0.1%	18.8%
CONCEPCION BATRES	7	0.3%	19.1%
CONCEPCION DE OTE	5	0.2%	19.3%
CONCHAGUA	16	0.7%	20.0%
CORINTO	7	0.3%	20.3%
CUISNAHUAT	1	0.0%	20.4%
CUSCATANCINGO	22	1.0%	21.4%
CUYULTITAN	4	0.2%	21.5%
DELICIAS DE CONCEPCI	1	0.0%	21.6%
EL CARMEN	11	0.5%	22.1%
EL CARMEN CUSCATLAN	3	0.1%	22.2%
EL CONGO	14	0.6%	22.8%
EL DIVISADERO	3	0.1%	23.0%

EL PAISNAL		8	0.4%	23.3%
EL PARAISO		7	0.3%	23.6%
EL PORVENIR		9	0.4%	24.0%
EL REFUGIO		1	0.0%	24.1%
EL SAUCE		3	0.1%	24.2%
EL TRANSITO		8	0.4%	24.6%
EL TRIUNFO		1	0.0%	24.6%
EREGUAYQUIN		3	0.1%	24.8%
ESTANZUELAS		6	0.3%	25.0%
GUACOTECTI		3	0.1%	25.2%
GUADALUPE		3	0.1%	25.3%
GUATAJIAGUA		8	0.4%	25.6%
GUAYMANGO		2	0.1%	25.7%
GUAZAPA		19	0.8%	26.6%
HUIZUCAR		4	0.2%	26.8%
ILOBASCO		24	1.1%	27.8%
ILOPANGO		49	2.2%	30.0%
INTIPUCA		6	0.3%	30.3%
IZALCO		43	1.9%	32.2%
JAYAQUE		4	0.2%	32.4%
JERUSALEN		1	0.0%	32.4%
JIQUILISCO		15	0.7%	33.1%
JOATECA		1	0.0%	33.1%
JOCORO		6	0.3%	33.4%
JUAYUA		9	0.4%	33.8%
JUCUAPA		7	0.3%	34.1%
JUCUARAN		1	0.0%	34.1%
JUJUTLA		7	0.3%	34.5%
LA LIBERTAD		23	1.0%	35.5%
LA PALMA		2	0.1%	35.6%
LA REINA		2	0.1%	35.7%
LA UNION		30	1.3%	37.0%
LAS VUELTAS		1	0.0%	37.0%
LISLIQUE		2	0.1%	37.1%
LOLOTIQUE		5	0.2%	37.4%
MEANGUERA DEL GOLFO		1	0.0%	37.4%
MEJICANOS		46	2.0%	39.4%
MERCEDES UMAÑA		5	0.2%	39.7%
METAPAN		22	1.0%	40.7%
MONCAGUA		6	0.3%	40.9%
MONTE SAN JUAN		3	0.1%	41.1%
NAHUIZALCO		26	1.2%	42.2%
NAHULINGO		16	0.7%	42.9%
NEJAPA		15	0.7%	43.6%
NUEVA CONCEPCION		13	0.6%	44.2%
NUEVA ESPARTA		2	0.1%	44.3%
NUEVA GUADALUPE		4	0.2%	44.4%
NUEVA SAN SALVADOR		1	0.0%	44.5%
NUEVA TRINIDAD		1	0.0%	44.5%
NUEVO CUSCATLAN		4	0.2%	44.7%
OLOCUILTA		11	0.5%	45.2%
ORATORIO CONCEPCION		1	0.0%	45.2%
OSICALA		3	0.1%	45.4%
OZATLAN		3	0.1%	45.5%

PANCHIMALCO		37	1.6%	47.2%
PARAISO DE OSORIO		1	0.0%	47.2%
PASAQUINA		7	0.3%	47.5%
PERQUIN		1	0.0%	47.6%
POLOROS		5	0.2%	47.8%
PUERTO EL TRIUNFO		7	0.3%	48.1%
QUELEPA		1	0.0%	48.1%
QUEZALTEPEQUE		28	1.2%	49.4%
ROSARIO CUSCATLAN		2	0.1%	49.5%
ROSARIO DE LA PAZ		8	0.4%	49.8%
ROSARIO DE MORA		9	0.4%	50.2%
S ANTONIO DEL MONTE		12	0.5%	50.8%
S BARTOLOME PERULAPIA		4	0.2%	50.9%
S FRANCISCO MORAZAN		2	0.1%	51.0%
S LUIS LA HERRADURA		11	0.5%	51.5%
S SEBASTIAN SALITR		13	0.6%	52.1%
S. FCO. CHINAMECA		2	0.1%	52.2%
SACACOYO		3	0.1%	52.3%
SALCOATITAN		3	0.1%	52.4%
SAN AGUSTIN		1	0.0%	52.5%
SAN ALEJO		5	0.2%	52.7%
SAN ANTONIO DEL MONTE		3	0.1%	52.8%
SAN ANTONIO LOS RANC		2	0.1%	52.9%
SAN DIONISIO		2	0.1%	53.0%
SAN EMIGDIO		1	0.0%	53.1%
SAN FCO MENENDEZ		8	0.4%	53.4%
SAN FERNANDO		1	0.0%	53.5%
SAN FRANCISCO GOTERA		6	0.3%	53.7%
SAN FRANCISCO JAVIER		1	0.0%	53.8%
SAN ISIDRO		6	0.3%	54.1%
SAN JORGE		2	0.1%	54.1%
SAN JOSE GUAYABAL		3	0.1%	54.3%
SAN JOSE VILLANUEVA		2	0.1%	54.4%
SAN JUAN NONUALCO		5	0.2%	54.6%
SAN JUAN OPICO		40	1.8%	56.4%
SAN JUAN TALPA		2	0.1%	56.5%
SAN JULIAN		4	0.2%	56.6%
SAN LORENZO		1	0.0%	56.7%
SAN LUIS DE LA HERRA		1	0.0%	56.7%
SAN LUIS DE LA REINA		1	0.0%	56.8%
SAN LUIS TALPA		11	0.5%	57.3%
SAN MARCOS		12	0.5%	57.8%
SAN MARTIN		45	2.0%	59.8%
SAN MATIAS		1	0.0%	59.8%
SAN MIGUEL		98	4.4%	64.2%
SAN MIGUEL DE MERCED		1	0.0%	64.2%
SAN MIGUEL TEPEZONTES		1	0.0%	64.3%
SAN PABLO TACACHICO		6	0.3%	64.6%
SAN PEDRO MASAHUAT		23	1.0%	65.6%
SAN PEDRO NONUALCO		1	0.0%	65.6%
SAN PEDRO PERULAPAN		24	1.1%	66.7%
SAN PEDRO PUXTLA		2	0.1%	66.8%
SAN RAFAEL		1	0.0%	66.8%
SAN RAFAEL CEDROS		4	0.2%	67.0%

SAN RAFAEL OBRAJUELO		4	0.2%	67.2%
SAN RAFAEL ORIENTE		1	0.0%	67.2%
SAN SALVADOR		133	5.9%	73.2%
SAN SEBASTIAN		5	0.2%	73.4%
SAN VICENTE		32	1.4%	74.8%
SANTA ANA		111	4.9%	79.7%
SANTA CLARA		1	0.0%	79.8%
SANTA CRUZ MICHAPA		6	0.3%	80.1%
SANTA ELENA		2	0.1%	80.1%
SANTA MARIA		9	0.4%	80.5%
SANTA MARIA OSTUMA		1	0.0%	80.6%
SANTA RITA		2	0.1%	80.7%
SANTA ROSA DE LIMA		17	0.8%	81.4%
SANTA TECLA		24	1.1%	82.5%
SANTIAGO DE MARIA		8	0.4%	82.9%
SANTIAGO FRONTERA		1	0.0%	82.9%
SANTIAGO NONUALCO		17	0.8%	83.7%
SANTIAGO TEXACUANGOS		6	0.3%	83.9%
SANTO DOMINGO		5	0.2%	84.1%
SANTO TOMAS		17	0.8%	84.9%
SENSUNTEPEQUE		9	0.4%	85.3%
SESORI		1	0.0%	85.4%
SOCIEDAD		7	0.3%	85.7%
SONSONATE		40	1.8%	87.4%
SONZACATE		7	0.3%	87.8%
SOYAPANGO		67	3.0%	90.7%
STA CATARINA MASAHUAT		5	0.2%	91.0%
STA ISABEL ISHUATAN		3	0.1%	91.1%
SUCHITOTO		10	0.4%	91.5%
TACUBA		7	0.3%	91.9%
TALNIQUE		2	0.1%	91.9%
TAMANIQUE		4	0.2%	92.1%
TAPALHUACA		4	0.2%	92.3%
TECAPAN		1	0.0%	92.3%
TECOLUCA		18	0.8%	93.1%
TEJUTEPEQUE		3	0.1%	93.3%
TEJUTLA		4	0.2%	93.5%
TENANCINGO		4	0.2%	93.6%
TEOTEPEQUE		6	0.3%	93.9%
TEPECOYO		3	0.1%	94.0%
TEXISTEPEQUE		5	0.2%	94.3%
TONACATEPEQUE		33	1.5%	95.7%
TOROLA		1	0.0%	95.8%
TURIN		6	0.3%	96.0%
USULUTAN		43	1.9%	98.0%
VERAPAZ		2	0.1%	98.0%
VILLA DOLORES		4	0.2%	98.2%
VILLA EL TRIUNFO		2	0.1%	98.3%
YAYANTIQUE		3	0.1%	98.4%
ZACATECOLUCA		28	1.2%	99.7%
ZARAGOZA		7	0.3%	100.0%

Total		2246	100.0%	

FRECUENCIA HOMICIDIOS POR LUGAR DE AGRESION

LUGARES	Frec	Porcent	Acum
ALMACEN	1	0.0%	0.0%
AUTOBUS	29	1.3%	1.3%
BARRANCO	5	0.2%	1.6%
BARTOLINAS DE P.N.C.	1	0.0%	1.6%
BODEGA	1	0.0%	1.6%
CAFETAL	9	0.4%	2.0%
CALLE	505	22.5%	24.5%
CANCHA DE FUTBOL	31	1.4%	25.9%
CARRETERA	77	3.4%	29.3%
CASA CONOCIDA	41	1.8%	31.2%
CASA PROPIA	171	7.6%	38.8%
CAÑAL	13	0.5%	39.4%
CEMENTERIO	3	0.1%	39.5%
CENTRO COMERCIAL	1	0.0%	39.5%
CERVECERIA	9	0.4%	39.9%
COMEDOR	3	0.1%	40.1%
CTRO DE READAPTACION	5	0.2%	40.3%
CENTRO PENAL	14	0.6%	40.9%
FINCA	108	4.8%	45.7%
HACIENDA	51	2.3%	48.0%
HOSPEDAJE	2	0.1%	48.1%
HOTEL	1	0.0%	48.1%
JUEGO DE BILLARES	1	0.0%	48.2%
LAGO	1	0.0%	48.2%
LUGAR DE BAILE	1	0.0%	48.3%
LUGAR DE TRABAJO	13	0.6%	48.8%
LUGAR NO ESPECIFICADO	155	6.9%	55.7%
MB TTE PUBLICO	6	0.2%	55.9%
MERCADO	8	0.4%	56.3%
MESON	3	0.1%	56.4%
MONTAÑA	1	0.0%	56.5%
MOTEL	1	0.0%	56.6%
OTRO NEGOCIO	9	0.4%	57.0%
OTRO VEHICULO	30	1.3%	58.3%
PARQUE	11	0.5%	58.8%
PARQUEO	8	0.4%	59.2%
PASAJE DE BARRIO	4	0.2%	59.3%
PASAJE DE COLONIA	50	2.2%	61.6%
PLAYA	6	0.3%	61.8%
PREDIO BALDIO	71	3.2%	65.0%
RESTAURANTE	4	0.2%	65.7%
RIO (82) Y QUEBRADA (56)	138	6.2%	71.9%
TALLER	2	0.1%	72.0%
TAXI	2	0.1%	72.1%
TERRENO	176	7.8%	79.3%
TIENDA	2	0.1%	79.4%
TURICENTRO	1	0.0%	79.5%
VIA PUBLICA	461	20.5%	100.0%
Total	2246	100.0%	

FRECUENCIA HOMICIDIOS POR TIPO DE ARMA

TIPOARMA	Frec	Porcent	Acum
ARMA DE FUEGO	1411	62.8%	62.8%
ARTEFACTO EXPLOSIVO	1	0.0%	62.9%
ASF X ESTRANGULACION	65	2.9%	65.8%
ASFIXIA X AHORCADURA	5	0.2%	66.0%
ASFIXIA X SOFOCACION	2	0.1%	66.1%
ASFIXIA X SUMERSION	3	0.1%	66.2%
BLANCA SIN ESPECIFICAR	93	4.1%	70.3%
CAIDA PROVOCADA	1	0.0%	70.4%
CORTANTE	19	0.8%	71.2%
CORTOCONTUNDENTE	241	10.7%	82.0%
CORTOPUNZANTE	79	3.5%	85.5%
ELEMENTO TOXICO	2	0.1%	85.6%
MANOS Y PIES	3	0.1%	85.7%
NO DATOS	126	5.6%	91.3%
OBJETO CONTUNDENTE	166	7.4%	98.7%
PIEDRA (LAPIDADO/A)	16	0.7%	99.4%
PUNZANTE	8	0.4%	99.8%
QUEMADURA X FUEGO	5	0.2%	100.0%
Total	2246	100.0%	

B. HOMICIDIOS DE MUJERES

FRECUENCIA POR GRUPOS DE EDAD

<u>GRUPOSEDAD</u>	<u>Frec</u>	<u>Porcent</u>	<u>Acum</u>
1-4	3	0.9%	0.9%
10-14	15	4.7%	5.6%
15-19	56	17.4%	23.1%
20-24	44	13.7%	36.8%
25-29	30	9.3%	46.1%
30-34	32	10.0%	56.1%
35-39	33	10.3%	66.4%
40-44	20	6.2%	72.6%
45-49	18	5.6%	78.2%
50-54	10	3.1%	81.3%
55-59	6	1.9%	83.2%
60-64	4	1.2%	84.4%
65 A +	18	5.6%	90.0%
<1	2	0.6%	90.7%
IGNORADA	30	9.3%	100.0%
Total	321	100.0%	

FRECUENCIA HOMICIDIOS MUJERES POR AREA

GEOGRAFICA

<u>PROCEOCUHE</u>	<u>Frec</u>	<u>Porcent</u>	<u>Acum</u>
ND	6	1.9%	1.9%
R	175	54.5%	56.4%
U	140	43.6%	100.0%
Total	321	100.0%	

FRECUENCIA HOMICIDIOS MUJERES POR LUGAR AGRESION

<u>LUGARAGRES</u>	<u>Frec</u>	<u>Porcent</u>	<u>Acum</u>
AUTOBUS	2	0.6%	0.6%
BARRANCO	1	0.3%	0.9%
CALLE	61	19.0%	19.9%
CANCHA DE FUTBOL	1	0.3%	20.2%
CARRETERA	10	3.1%	23.4%
CASA CONOCIDA	8	2.5%	25.9%
CASA PROPIA	61	19.0%	44.9%
CAÑAL	1	0.3%	45.2%
CEMENTERIO	1	0.3%	45.5%
CENTRO COMERCIAL	2	0.6%	46.1%
CERVECERIA	1	0.3%	46.4%
COMEDOR	1	0.3%	46.7%
FINCA	14	4.4%	51.1%
HACIENDA	2	0.6%	51.7%
HOSPEDAJE	2	0.6%	52.3%
LUGAR DE ESTUDIO	2	0.6%	53.0%
LUGAR NO ESPECIFICADO	11	3.4%	56.4%

MERCADO		1	0.3%	56.7%
MESON		3	0.9%	57.6%
MOTOTAXI		1	0.3%	57.9%
NO DATOS		1	0.3%	58.3%
OTRO NEGOCIO		1	0.3%	58.6%
OTRO VEHICULO		3	0.9%	59.5%
PASAJE DE BARRIO		1	0.3%	59.8%
PASAJE DE COLONIA		7	2.2%	62.0%
PLAYA		2	0.6%	62.6%
PREDIO BALDIO		16	5.0%	67.6%
QUEBRADA		7	2.2%	69.8%
RIO		13	4.0%	73.8%
TERRENO		32	10.0%	83.8%
TIENDA		4	1.2%	85.0%
VIA PUBLICA		48	15.0%	100.0%

Total			321	100.0%

FRECUENCIA POR TIPO DE ARMA UTILIZADA

TIPOARMA		Frec	Porcent	Acum

ARMA DE FUEGO		167	52.0%	52.0%
ASF X ESTRANGULACION		21	6.5%	58.6%
ASFIXIA X AHORCADURA		2	0.6%	59.2%
BLANCA SIN ESPECIFICAR		17	5.3%	64.5%
CORTANTE		6	1.9%	66.4%
CORTOCONTUNDENTE		28	8.7%	75.1%
CORTOPUNZANTE		23	7.2%	82.2%
NO DATOS		34	10.6%	92.8%
OBJETO CONTUNDENTE		19	5.9%	98.8%
PIEDRA (LAPIDADO/A)		3	0.9%	99.7%
QUEMADURA X FUEGO		1	0.3%	100.0%

Total			321	100.0%

HOMICIDIOS MUJERES POR VIOLENCIA INTRAFAMILIAR

TIPOVIOINT		Frec	Porcent	Acum

COMPAÑERO DE VIDA		3	21.4%	21.4%
ESPOSO		1	7.1%	28.6%
EX COMPAÑERO DE VIDA		4	28.5%	57.1%
HIJO		1	7.1%	64.3%
NOVIO		2	14.3%	78.6%
PADRASTRO		1	7.1%	85.7%
YERNO		2	14.3%	100.0%

Total			14	100.0%

C. HOMICIDIOS DE MENORES DE EDAD

FRECUENCIA POR SEXO

SEXO	Frec	Porcent	Acum
F	47	16.7%	16.7%
M	234	83.3%	100.0%
Total	281	100.0%	

FRECUENCIA POR GRUPOS DE EDAD

GRUPOSEDAD	Frec	Porcent	Acum
1-4	6	2.1%	2.1%
10-14	39	13.9%	16.0%
15-17	229	81.5%	97.5%
5-9	4	1.4%	98.9%
<1	3	1.1%	100.0%
Total	281	100.0%	

TABLAS POR GRUPOS DE EDAD Y SEXO

GRUPOSEDAD	SEXO		Total
	F	M	
1-4	3	3	6
10-14	15	24	39
15-19	27	202	229
5-9	0	4	4
<1	2	1	3
Total	47	234	281

FRECUENCIA POR DEPARTAMENTO DONDE OCURRIO

DEPTOOCUHE	Frec	Porcent	Acum
AHUACHAPAN	14	5.0%	5.0%
CABAÑAS	3	1.1%	6.0%
CHALATENANGO	2	0.7%	6.8%
CUSCATLAN	8	2.8%	9.6%
LA LIBERTAD	22	7.8%	17.4%
LA PAZ	13	4.6%	22.1%
LA UNION	13	4.6%	26.7%
MORAZAN	4	1.4%	28.1%
SAN MIGUEL	28	10.0%	38.1%
SAN SALVADOR	102	36.3%	74.4%
SAN VICENTE	7	2.5%	76.9%
SANTA ANA	28	10.0%	86.8%
SONSONATE	25	8.9%	95.7%
USULUTAN	12	4.3%	100.0%
Total	281	100.0%	

FRECUENCIA POR MUNICIPIO DONDE OCURRIO

MPIOOCUHE	Frec	Porcent	Acum
AGUILARES	2	0.7%	0.7%
AHUACHAPAN	5	1.8%	2.5%
APOPA	11	3.9%	6.4%
ARMENIA	2	0.7%	7.1%
ATIQUIZAYA	3	1.1%	8.2%
AYUTUXTEPEQUE	3	1.1%	9.3%
CALUCO	1	0.4%	9.6%
CANDELARIA FRONTERA	1	0.4%	10.0%
CHALCHUAPA	5	1.8%	11.7%
CHAPELTIQUE	1	0.4%	12.1%
CHIRILAGUA	1	0.4%	12.5%
CIUDAD ARCE	1	0.4%	12.8%
CIUDAD DELGADO	8	2.8%	15.7%
COATEPEQUE	2	0.7%	16.4%
COJUTEPEQUE	1	0.4%	16.7%
COLON	3	1.1%	17.8%
CONCEPCION BATRES	1	0.4%	18.1%
CONCHAGUA	4	1.4%	19.6%
CUSCATANCINGO	4	1.4%	21.0%
EL CARMEN	1	0.4%	21.4%
EL DIVISADERO	3	1.1%	22.4%
EL PAISNAL	1	0.4%	22.8%
EL PORVENIR	1	0.4%	23.1%
EL TRANSITO	2	0.7%	23.8%
ESTANZUELAS	2	0.7%	24.6%
GUAZAPA	1	0.4%	24.9%
HUIZUCAR	1	0.4%	25.3%
ILOBASCO	1	0.4%	25.6%
ILOPANGO	17	6.0%	31.7%
INTIPUCA	1	0.4%	32.0%
IZALCO	9	3.2%	35.2%
JUAYUA	1	0.4%	35.6%
JUCUARAN	1	0.4%	35.9%
JUJUTLA	2	0.7%	36.7%
LA UNION	2	0.7%	37.4%
MEJICANOS	6	2.1%	39.5%
MERCEDES UMAÑA	1	0.4%	39.9%
NAHUIZALCO	2	0.7%	40.6%
NAHULINGO	4	1.4%	42.0%
NEJAPA	6	2.1%	44.1%
NUEVA CONCEPCION	1	0.4%	44.5%
NUEVA GUADALUPE	1	0.4%	44.8%
OLOCUILTA	2	0.7%	45.6%
OZATLAN	1	0.4%	45.9%
PANCHIMALCO	6	2.1%	48.0%
PASAQUINA	1	0.4%	48.4%
PUERTO EL TRIUNFO	2	0.7%	49.1%
QUEZALTEPEQUE	3	1.1%	50.2%
ROSARIO DE LA PAZ	2	0.7%	50.9%
ROSARIO DE MORA	3	1.1%	52.0%
S ANTONIO DEL MONTE	1	0.4%	52.3%

S BARTOLOME PERULAPI		3	1.1%	53.4%
S SEBASTIAN SALITR		1	0.4%	53.7%
SALCOATITAN		1	0.4%	54.1%
SAN AGUSTIN		1	0.4%	54.4%
SAN ALEJO		1	0.4%	54.8%
SAN ANTONIO		1	0.4%	55.2%
SAN FCO MENENDEZ		3	1.1%	56.2%
SAN FRANCISCO GOTERA		1	0.4%	56.6%
SAN JORGE		1	0.4%	56.9%
SAN JOSE VILLANUEVA		1	0.4%	57.3%
SAN JUAN OPICO		6	2.1%	59.4%
SAN LUIS TALPA		2	0.7%	60.1%
SAN MARCOS		3	1.1%	61.2%
SAN MARTIN		3	1.1%	62.3%
SAN MIGUEL		21	7.5%	69.8%
SAN PEDRO MASAHUAT		1	0.4%	70.1%
SAN PEDRO PERULAPAN		2	0.7%	70.8%
SAN RAFAEL CEDROS		1	0.4%	71.2%
SAN SALVADOR		13	4.6%	75.8%
SAN SEBASTIAN		1	0.4%	76.2%
SAN VICENTE		4	1.4%	77.6%
SANTA ANA		16	5.7%	83.3%
SANTA MARIA		1	0.4%	83.6%
SANTA ROSA DE LIMA		3	1.1%	84.7%
SANTA TECLA		7	2.5%	87.2%
SANTIAGO DE MARIA		1	0.4%	87.5%
SANTIAGO NONUALCO		3	1.1%	88.6%
SANTIAGO TEXACUANGOS		1	0.4%	89.0%
SANTO DOMINGO		2	0.7%	89.7%
SANTO TOMAS		1	0.4%	90.0%
SONSONATE		4	1.4%	91.5%
SOYAPANGO		4	1.4%	92.9%
SUCHITOTO		1	0.4%	93.2%
TAPALHUACA		1	0.4%	93.6%
TEJUTLA		1	0.4%	94.0%
TEXISTEPEQUE		2	0.7%	94.7%
TONACATEPEQUE		9	3.2%	97.9%
TURIN		1	0.4%	98.2%
USULUTAN		1	0.4%	98.6%
VILLA DOLORES		2	0.7%	99.3%
ZACATECOLUCA		2	0.7%	100.0%
-----+-----				
Total		281	100.0%	

FRECUENCIA HOMICIDIOS POR LUGAR DE AGRESION

LUGARAGRES		Frec	Porcent	Acum
-----+-----				
AUTOBUS		1	0.4%	0.4%
CAFETAL		3	1.1%	1.4%
CALLE		45	16.0%	17.4%
CANCHA DE FUTBOL		1	0.4%	17.8%
CARRETERA		10	3.6%	21.4%
CASA CONOCIDA		5	1.8%	23.1%
CASA PROPIA		26	9.3%	32.4%

CAÑAL		5	1.8%	34.2%
CEMENTERIO		3	1.1%	35.2%
CTRO DE READAPTACION		5	1.8%	37.0%
FINCA		18	6.4%	43.4%
HACIENDA		9	3.2%	46.6%
LUGAR NO ESPECIFICAD		7	2.5%	49.1%
MB TTE COLECTIVO		1	0.4%	49.5%
MB TTE PUBLICO		1	0.4%	49.8%
MERCADO		1	0.4%	50.2%
NO DATOS		8	2.8%	53.0%
OTRO LUGAR		1	0.4%	53.4%
PASAJE DE BARRIO		1	0.4%	53.7%
PASAJE DE COLONIA		7	2.5%	56.2%
PLAYA		1	0.4%	56.6%
PREDIO BALDIO		15	5.3%	61.9%
QUEBRADA		16	5.7%	67.6%
RESTAURANTE		1	0.4%	68.0%
RIO		14	5.0%	73.0%
TERRENO		37	13.2%	86.1%
TIENDA		1	0.4%	86.5%
VIA PUBLICA		38	13.5%	100.0%
-----+-----				
Total			281	100.0%

FRECUENCIA HOMICIDIOS POR TIPO DE ARMA UTILIZADA

TIPOARMA		Frec	Porcent	Acum
-----+-----				
ARMA DE FUEGO		143	50.9%	50.9%
ASF X ESTRANGULACION		21	7.5%	58.4%
ASFIXIA X AHORCADURA		2	0.7%	59.1%
ASFIXIA X SUMERSION		2	0.7%	59.8%
BLANCA SIN ESPECIFICAR		11	3.9%	63.7%
CORTANTE		1	0.4%	64.1%
CORTOCONTUNDENTE		43	15.3%	79.4%
CORTOPUNZANTE		16	5.7%	85.1%
ELEMENTO TOXICO		1	0.4%	85.4%
MANOS Y PIES		1	0.4%	85.8%
NO DATOS		20	7.1%	92.9%
OBJETO CONTUNDENTE		16	5.7%	98.6%
PIEDRA (LAPIDADO/A)		3	1.1%	99.6%
QUEMADURA X FUEGO		1	0.4%	100.0%
-----+-----				
Total			281	100.0%

**HOMICIDIOS DE MUJERES ENERO- DICIEMBRE
DEL AÑO 2013, SEGÚN INSTITUTO DE
MEDICINA LEGAL Y BASES CONSENSUADAS
CON F.G.R. Y LA P.N.C.**

MUJERES

TOTAL DE HOMICIDIOS

HOMIC X VIOL COMUN		217	100.0%	100.0%
-----+-----				
Total		217	100.0%	

FRECUENCIA POR GRUPOS DE EDAD

GRUPOSEDAD		Frec	Porcent	Acum
1-4		2	0.9%	0.9%
10-14		9	4.1%	5.1%
15-19		38	17.5%	22.6%
20-24		29	13.4%	35.9%
25-29		27	12.4%	48.4%
30-34		28	12.9%	61.3%
35-39		15	6.9%	68.2%
40-44		15	6.9%	75.1%
45-49		8	3.7%	78.8%
5-9		2	0.9%	79.7%
50-54		9	4.1%	83.9%
55-59		6	2.8%	86.6%
60-64		6	2.8%	89.4%
65 A +		15	6.9%	96.3%
<1		2	0.9%	97.2%
IGNORADO		6	2.8%	100.0%
-----+-----				
Total		217	100.0%	

FRECUENCIA POR DEPARTAMENTO DONDE OCURRIO

DEPTOOCUHE		Frec	Porcent	Acum
AHUACHAPAN		12	5.5%	5.5%
CABAÑAS		10	4.6%	10.1%
CHALATENANGO		9	4.1%	14.3%
CUSCATLAN		6	2.8%	17.1%
LA LIBERTAD		25	11.5%	28.6%
LA PAZ		8	3.7%	32.3%
LA UNION		10	4.6%	36.9%
MORAZAN		4	1.8%	38.7%

SAN MIGUEL		9	4.1%	42.9%
SAN SALVADOR		73	33.6%	76.5%
SAN VICENTE		4	1.8%	78.3%
SANTA ANA		14	6.5%	84.8%
SONSONATE		16	7.4%	92.2%
USULUTAN		17	7.8%	100.0%

-----+-----
Total | 217 100.0%

FRECUENCIA POR LUGAR DONDE OCURRIO

LUGARAGRES		Frec	Porcent	Acum
BARRANCO		2	0.9%	0.9%
CALLE		30	13.8%	14.7%
CARRETERA		13	6.0%	20.7%
CASA CONOCIDA		7	3.2%	24.0%
CASA PROPIA		54	24.9%	48.8%
CAÑAL		5	2.3%	51.2%
FINCA		13	6.0%	57.1%
HACIENDA		6	2.8%	59.9%
IGLESIA		1	0.5%	60.4%
LAGO		1	0.5%	60.8%
LUGAR DE TRABAJO		1	0.5%	61.3%
LUGAR NO ESPECIFICADO		2	0.9%	62.2%
MB TTE COLECTIVO		3	1.4%	63.6%
MERCADO		1	0.5%	64.1%
NO DATOS		1	0.5%	64.5%
OTRO NEGOCIO		3	1.4%	65.9%
OTRO VEHICULO		3	1.4%	67.3%
PASAJE DE COLONIA		3	1.4%	68.7%
PLAYA		1	0.5%	69.1%
PREDIO BALDIO		12	5.5%	74.7%
PUPUSERIA		1	0.5%	75.1%
QUEBRADA		3	1.4%	76.5%
RESTAURANTE		1	0.5%	77.0%
RIO		5	2.3%	79.3%
TERRENO		18	8.3%	87.6%
TIENDA		1	0.5%	88.0%
VIA PUBLICA		26	12.0%	100.0%

-----+-----
Total | 217 100.0%

FRECUENCIA POR RANGO HORA RECONOCIMIENTO

RANHORALEV	Frec	Porcent	Acum
0 - 5:59 HORAS	31	14.3%	14.3%
12: - 17:59 HORAS	79	36.4%	50.7%
18 - 23:59 HORAS	58	26.7%	77.4%
6 - 11:59 HORAS	49	22.6%	100.0%
Total	217	100.0%	

FRECUENCIA POR RANGO HORA DE AGRESION

RANHORAOCU	Frec	Porcent	Acum
0 - 5:59 HORAS	37	22.2%	22.2%
12: - 17:59 HORAS	31	18.6%	40.7%
18 - 23:59 HORAS	70	41.9%	82.6%
6 - 11:59 HORAS	29	17.4%	100.0%
Total	167	100.0%	

FRECUENCIA POR TIPO DE VIOLENCIA

TIPOVIOCOM	Frec	Porcent	Acum
DELINCUENCIA COMUN	27	12.4%	12.4%
ENEMISTAD	3	1.4%	13.8%
ENFRENT C\AUTORIDAD	1	0.5%	14.3%
MARAS	31	14.3%	28.6%
NO SE SABE	126	58.1%	86.6%
VENGANZA	2	0.9%	87.6%
VIOLENCIA INTRAFAMI	27	12.4%	100.0%
Total	217	100.0%	

TIPO DE AGRESOR EN CASOS DE VIOLENCIA I.FAM

TIPOVIOINT	Frec	Porcent	Acum
COMPAÑERO DE VIDA	8	29.6%	29.6%
CUÑADA	1	3.7%	33.3%
CUÑADO	1	3.7%	37.0%
ESPOSO	6	22.2%	59.3%
EX COMPAÑERO DE VIDA	5	18.5%	77.8%
HERMANA	1	3.7%	81.5%
HERMANO	1	3.7%	85.2%
MADRE	2	7.4%	92.6%
PADRE	1	3.7%	96.3%
YERNO	1	3.7%	100.0%
Total	27	100.0%	

1. RECONOCIMIENTOS REALIZADOS POR MEDICOS FORENSES DEL INSTITUTO DE MEDICINA LEGAL (IML) DE HOMICIDIOS CONSENSUADOS ENTRE IML, FGR Y PNC, (3912 TOTAL HOMICIDIOS ENERO-DICIEMBRE AÑO 2014)

1.1 FRECUENCIA DE HOMICIDIOS

TIPOMUERTE	Frec	Porcent	Acum
HOMIC X VIOL COMUN	3912	100.0%	100.0%
Total	3912	100.0%	

1.2 FRECUENCIA POR SEXO

SEXO	Frec	Porcent	Acum
F	294	7.5%	7.5%
I	3	0.1%	7.6%
M	3615	92.4%	100.0%
Total	3912	100.0%	

1.3 FRECUENCIA POR EDADES SIMPLES

EDAD	Frec	Porcent	Acum
0	4	0.1%	0.1%
1	1	0.0%	0.1%
3	2	0.1%	0.2%
4	1	0.0%	0.2%
5	2	0.1%	0.3%
6	1	0.0%	0.3%
7	1	0.0%	0.3%
8	1	0.0%	0.3%
9	1	0.0%	0.4%
10	1	0.0%	0.4%
11	2	0.1%	0.4%
12	8	0.2%	0.6%
13	12	0.3%	1.0%
14	32	0.8%	1.8%
15	68	1.8%	3.6%
16	130	3.4%	6.9%
17	164	4.3%	11.2%
18	184	4.8%	16.0%

19		171	4.4%	20.4%
20		175	4.5%	24.9%
21		124	3.2%	28.2%
22		170	4.4%	32.6%
23		164	4.3%	36.8%
24		136	3.5%	40.3%
25		171	4.4%	44.8%
26		101	2.6%	47.4%
27		105	2.7%	50.1%
28		119	3.1%	53.2%
29		96	2.5%	55.7%
30		136	3.5%	59.2%
31		85	2.2%	61.4%
32		112	2.9%	64.3%
33		106	2.8%	67.1%
34		110	2.9%	70.0%
35		124	3.2%	73.2%
36		81	2.1%	75.3%
37		87	2.3%	77.5%
38		76	2.0%	79.5%
39		52	1.3%	80.9%
40		95	2.5%	83.3%
41		46	1.2%	84.5%
42		57	1.5%	86.0%
43		43	1.1%	87.1%
44		35	0.9%	88.0%
45		54	1.4%	89.4%
46		26	0.7%	90.1%
47		26	0.7%	90.8%
48		39	1.0%	91.8%
49		29	0.8%	92.5%
50		24	0.6%	93.1%
51		21	0.5%	93.7%
52		13	0.3%	94.0%
53		18	0.5%	94.5%
54		24	0.6%	95.1%
55		15	0.4%	95.5%
56		7	0.2%	95.7%
57		18	0.5%	96.2%
58		15	0.4%	96.5%
59		9	0.2%	96.8%
60		13	0.3%	97.1%
61		6	0.2%	97.3%
62		10	0.3%	97.5%
63		5	0.1%	97.7%
64		5	0.1%	97.8%
65		13	0.3%	98.1%
66		9	0.2%	98.4%
67		3	0.1%	98.4%

68		7	0.2%	98.6%
69		4	0.1%	98.7%
70		8	0.2%	98.9%
71		2	0.1%	99.0%
72		4	0.1%	99.1%
73		6	0.2%	99.2%
74		8	0.2%	99.5%
75		4	0.1%	99.6%
76		2	0.1%	99.6%
78		2	0.1%	99.7%
79		1	0.0%	99.7%
80		1	0.0%	99.7%
81		2	0.1%	99.8%
83		1	0.0%	99.8%
84		2	0.1%	99.8%
85		1	0.0%	99.9%
88		3	0.1%	99.9%
89		1	0.0%	100.0%
92		1	0.0%	100.0%
-----+-----				
Total		3854	100.0%	

NOTA: 58 Casos con edad indeterminada.

1.4 TABLA POR EDADES SIMPLES SEGÚN SEXO

EDAD	SEXO			Total		
	F	I	M			
0		1	1	2		4
1		1	0	0		1
3		1	0	1		2
4		0	0	1		1
5		2	0	0		2
6		1	0	0		1
7		0	0	1		1
8		1	0	0		1
9		1	0	0		1
10		0	0	1		1
11		1	0	1		2
12		2	0	6		8
13		1	0	11		12
14		4	0	28		32
15		7	0	61		68
16		5	0	125		130
17		10	0	154		164
18		10	0	174		184
19		12	0	159		171

20		11		0		164		175
21		6		0		118		124
22		9		0		161		170
23		12		0		152		164
24		13		0		123		136
25		9		0		162		171
26		6		0		95		101
27		11		0		94		105
28		6		0		113		119
29		7		0		89		96
30		5		0		131		136
31		3		0		82		85
32		9		0		103		112
33		4		0		102		106
34		4		0		106		110
35		5		0		119		124
36		5		0		76		81
37		4		0		83		87
38		5		0		71		76
39		2		0		50		52
40		7		0		88		95
41		5		0		41		46
42		4		0		53		57
43		6		0		37		43
44		3		0		32		35
45		7		0		47		54
46		4		0		22		26
47		5		0		21		26
48		6		0		33		39
49		2		0		27		29
50		3		0		21		24
51		1		0		20		21
52		3		0		10		13
53		5		0		13		18
54		3		0		21		24
55		1		0		14		15
56		3		0		4		7
57		1		0		17		18
58		2		0		13		15
59		1		0		8		9
60		3		0		10		13
61		0		0		6		6
62		1		0		9		10
63		3		0		2		5
64		1		0		4		5
65		2		0		11		13
66		2		0		7		9
67		0		0		3		3
68		1		0		6		7

69		0	0	4		4
70		1	0	7		8
71		0	0	2		2
72		1	0	3		4
73		1	0	5		6
74		1	0	7		8
75		1	0	3		4
76		0	0	2		2
78		0	0	2		2
79		0	0	1		1
80		0	0	1		1
81		0	0	2		2
83		0	0	1		1
84		0	0	2		2
85		0	0	1		1
88		0	0	3		3
89		0	0	1		1
92		0	0	1		1
-----+						
Total		286	1	3567		3854

NOTA: 58 Casos con edad indeterminada.

1.5 FRECUENCIA POR GRUPOS DE EDAD

GRUPOSEDAD		Frec	Porcent	Acum
-----+				
1-4		4	0.1%	0.1%
10-14		55	1.4%	1.5%
15-19		716	18.3%	19.8%
20-24		771	19.7%	39.5%
25-29		591	15.1%	54.6%
30-34		549	14.0%	68.7%
35-39		420	10.7%	79.4%
40-44		277	7.1%	86.5%
45-49		173	4.4%	90.9%
5-9		6	0.2%	91.1%
50-54		100	2.6%	93.6%
55-59		64	1.6%	95.2%
60-64		39	1.0%	96.2%
65 A +		85	2.2%	98.4%
<1		4	0.1%	98.5%
IGNORADA		58	1.5%	100.0%
-----+				
Total		3912	100.0%	

1.6 TABLA POR GRUPOS DE EDAD Y SEXO VICTIMA

GRUPOSEDAD	SEXO			Total
	F	I	M	
<1	1	1	2	4
1-4	2	0	2	4
5-9	5	0	1	6
10-14	8	0	47	55
15-19	44	0	672	716
20-24	51	0	720	771
25-29	39	0	552	591
30-34	25	0	524	549
35-39	21	0	399	420
40-44	25	0	252	277
45-49	24	0	149	173
50-54	15	0	85	100
55-59	8	0	56	64
60-64	8	0	31	39
65 A +	10	0	75	85
IGNORADA	8	2	48	58
Total	294	3	3615	3912

1.7 FRECUENCIA POR DEPARTAMENTO DONDE OCURRIO

DEPTOOCUHE	Frec	Porcent	Acum
AHUACHAPAN	130	3.3%	3.3%
CABAÑAS	126	3.2%	6.5%
CHALATENANGO	94	2.4%	8.9%
CUSCATLAN	293	7.5%	16.4%
LA LIBERTAD	366	9.4%	25.8%
LA PAZ	294	7.5%	33.3%
LA UNION	127	3.2%	36.6%
MORAZAN	46	1.2%	37.7%
SAN MIGUEL	217	5.5%	43.3%
SAN SALVADOR	1236	31.6%	74.9%
SAN VICENTE	82	2.1%	77.0%
SANTA ANA	262	6.7%	83.7%
SONSONATE	299	7.6%	91.3%
USULUTAN	340	8.7%	100.0%
Total	3912	100.0%	

1.8 TABLAS POR DEPARTAMENTO DONDE OCURRIO SEGÚN SEXO

DEPTOOCUHE	SEXO			Total
	F	I	M	
AHUACHAPAN	13	0	117	130
CABAÑAS	4	0	122	126
CHALATENANGO	10	0	84	94
CUSCATLAN	20	0	273	293
LA LIBERTAD	28	2	336	366
LA PAZ	21	0	273	294
LA UNION	13	0	114	127
MORAZAN	2	0	44	46
SAN MIGUEL	13	0	204	217
SAN SALVADOR	97	0	1139	1236
SAN VICENTE	6	0	76	82
SANTA ANA	24	1	237	262
SONSONATE	22	0	277	299
USULUTAN	21	0	319	340
Total	294	3	3615	3912

1.9 FRECUENCIA POR MUNICIPIO DONDE OCURRIO

MPIOOCUHE	Frec	Porcent	Acum
ACAJUTLA	24	0.6%	0.6%
AGUA CALIENTE	9	0.2%	0.8%
AGUILARES	13	0.3%	1.2%
AHUACHAPAN	23	0.6%	1.8%
ALEGRIA	11	0.3%	2.0%
ANAMOROS	2	0.1%	2.1%
ANTIGUO CUSCATLAN	7	0.2%	2.3%
APANECA	1	0.0%	2.3%
APASTEPEQUE	11	0.3%	2.6%
APOPA	115	2.9%	5.5%
ARMENIA	43	1.1%	6.6%
ATACO	2	0.1%	6.7%
ATIQUIZAYA	19	0.5%	7.2%
AYUTUXTEPEQUE	10	0.3%	7.4%
BERLIN	1	0.0%	7.4%
BOLIVAR	4	0.1%	7.5%
CACAOPERA	3	0.1%	7.6%
CALUCO	14	0.4%	8.0%
CANDELARIA CUSCATLAN	3	0.1%	8.1%
CANDELARIA FRONTERA	5	0.1%	8.2%
CAROLINA	3	0.1%	8.3%
CHALATENANGO	13	0.3%	8.6%
CHALCHUAPA	67	1.7%	10.3%

CHAPELTIQUE		4	0.1%	10.4%
CHILTIUPAN		2	0.1%	10.5%
CHINAMECA		22	0.6%	11.0%
CHIRILAGUA		14	0.4%	11.4%
CITALA		3	0.1%	11.5%
CIUDAD ARCE		18	0.5%	11.9%
CIUDAD BARRIOS		27	0.7%	12.6%
CIUDAD DELGADO		84	2.1%	14.7%
CIUDAD VICTORIA		4	0.1%	14.9%
COATEPEQUE		21	0.5%	15.4%
COJUTEPEQUE		59	1.5%	16.9%
COLON		98	2.5%	19.4%
COMACARAN		1	0.0%	19.4%
COMASAGUA		5	0.1%	19.6%
CONCEPCION BATRES		19	0.5%	20.0%
CONCEPCION QUEZALTEP		1	0.0%	20.1%
CONCHAGUA		31	0.8%	20.9%
CORINTO		5	0.1%	21.0%
CUISNAHUAT		2	0.1%	21.0%
CUSCATANCINGO		37	0.9%	22.0%
CUYULTITAN		4	0.1%	22.1%
DELICIAS DE CONCEPCI		1	0.0%	22.1%
DULCE NOMBRE DE MA.		1	0.0%	22.1%
EL CARMEN (LA UNION)		13	0.3%	22.5%
EL CARMEN (CUSCATLAN)		35	0.9%	23.4%
EL CONGO		13	0.3%	23.7%
EL DIVISADERO		1	0.0%	23.7%
EL PAISNAL		31	0.8%	24.5%
EL PARAISO		8	0.2%	24.7%
EL PORVENIR		4	0.1%	24.8%
EL REFUGIO		8	0.2%	25.0%
EL SAUCE		5	0.1%	25.2%
EL TRANSITO		6	0.2%	25.3%
EREGUAYQUIN		7	0.2%	25.5%
ESTANZUELAS		3	0.1%	25.6%
GUACOTECTI		5	0.1%	25.7%
GUADALUPE		2	0.1%	25.7%
GUALOCOCTI		1	0.0%	25.8%
GUATAJIAGUA		7	0.2%	25.9%
GUAYMANGO		3	0.1%	26.0%
GUAZAPA		23	0.6%	26.6%
HUIZUCAR		18	0.5%	27.1%
ILOBASCO		91	2.3%	29.4%
ILOPANGO		50	1.3%	30.7%
INTIPUCA		5	0.1%	30.8%
IZALCO		68	1.7%	32.5%
JAYAQUE		4	0.1%	32.6%
JERUSALEN		1	0.0%	32.7%
JICALAPA		2	0.1%	32.7%

JIQUILISCO		70	1.8%	34.5%
JOCORO		3	0.1%	34.6%
JUAYUA		15	0.4%	35.0%
JUCUAPA		24	0.6%	35.6%
JUCUARAN		10	0.3%	35.8%
JUJUTLA		12	0.3%	36.1%
JUTIAPA		1	0.0%	36.2%
LA LAGUNA		1	0.0%	36.2%
LA LIBERTAD		11	0.3%	36.5%
LA PALMA		2	0.1%	36.5%
LA REINA		7	0.2%	36.7%
LA UNION		25	0.6%	37.3%
LISLIQUE		2	0.1%	37.4%
LOLOTIQUE		12	0.3%	37.7%
LOLOTIQUILLO		1	0.0%	37.7%
MEJICANOS		112	2.9%	40.6%
MERCEDES DE LA CEIBA		1	0.0%	40.6%
MERCEDES UMAÑA		15	0.4%	41.0%
METAPAN		33	0.8%	41.8%
MONCAGUA		11	0.3%	42.1%
MONTE SAN JUAN		11	0.3%	42.4%
NAHUIZALCO		50	1.3%	43.7%
NAHULINGO		11	0.3%	44.0%
NEJAPA		22	0.6%	44.5%
NOMBRE DE JESUS		2	0.1%	44.6%
NUEVA CONCEPCION		12	0.3%	44.9%
NUEVA ESPARTA		3	0.1%	45.0%
NUEVA GRANADA		6	0.2%	45.1%
NUEVA GUADALUPE		7	0.2%	45.3%
NUEVO CUSCATLAN		1	0.0%	45.3%
OJOS DE AGUA		1	0.0%	45.3%
OLOCUILTA		17	0.4%	45.8%
ORATORIO CONCEPCION		2	0.1%	45.8%
OZATLAN		10	0.3%	46.1%
PANCHIMALCO		44	1.1%	47.2%
PARAISO DE OSORIO		2	0.1%	47.3%
PASAQUINA		6	0.2%	47.4%
POLOROS		1	0.0%	47.4%
PUERTO EL TRIUNFO		16	0.4%	47.9%
QUELEPA		1	0.0%	47.9%
QUEZALTEPEQUE		57	1.5%	49.3%
ROSARIO CUSCATLAN		3	0.1%	49.4%
ROSARIO DE LA PAZ		7	0.2%	49.6%
ROSARIO DE MORA		12	0.3%	49.9%
S ANTONIO DEL MONTE		5	0.1%	50.0%
S BARTOLOME PERULAPI		5	0.1%	50.2%
S CAYETANO ISTEPEQUE		1	0.0%	50.2%
S FRANCISCO MORAZAN		2	0.1%	50.2%
S LUIS LA HERRADURA		19	0.5%	50.7%

S MIGUEL DE MERCEDES		1	0.0%	50.7%
S SEBASTIAN SALITR		10	0.3%	51.0%
S. FCO. CHINAMECA		6	0.2%	51.2%
SACACOYO		3	0.1%	51.2%
SALCOATITAN		3	0.1%	51.3%
SAN AGUSTIN		2	0.1%	51.4%
SAN ALEJO		14	0.4%	51.7%
SAN ANTONIO		1	0.0%	51.7%
SAN ANTONIO MASAHUAT		1	0.0%	51.8%
SAN ANTONIO PAJONAL		1	0.0%	51.8%
SAN BARTOLOME PERULA		1	0.0%	51.8%
SAN BUENAVENTURA		8	0.2%	52.0%
SAN CARLOS		1	0.0%	52.0%
SAN CRISTOBAL		2	0.1%	52.1%
SAN DIONISIO		14	0.4%	52.5%
SAN EMIGDIO		2	0.1%	52.5%
SAN ESTEBAN CATARINA		3	0.1%	52.6%
SAN FCO MENENDEZ		28	0.7%	53.3%
SAN FRANCISCO GOTERA		12	0.3%	53.6%
SAN FRANCISCO JAVIER		1	0.0%	53.6%
SAN FRANCISCO LEMPA		2	0.1%	53.7%
SAN GERARDO		1	0.0%	53.7%
SAN IGNACIO		1	0.0%	53.7%
SAN ILDEFONSO		1	0.0%	53.8%
SAN ISIDRO (CABAÑAS)		2	0.1%	53.8%
SAN ISIDRO (Morazán)		1	0.0%	53.8%
SAN ISIDRO LABRADOR		1	0.0%	53.9%
SAN JORGE		3	0.1%	53.9%
SAN JOSE GUAYABAL		9	0.2%	54.2%
SAN JOSE VILLANUEVA		21	0.5%	54.7%
SAN JUAN NONUALCO		21	0.5%	55.2%
SAN JUAN OPICO		31	0.8%	56.0%
SAN JUAN TALPA		3	0.1%	56.1%
SAN JUAN TEPEZONTES		1	0.0%	56.1%
SAN JULIAN		18	0.5%	56.6%
SAN LORENZO (Ahuachapán)		9	0.2%	56.8%
SAN LORENZO (San Vicente)		2	0.1%	56.9%
SAN LUIS DE LA REINA		4	0.1%	57.0%
SAN LUIS DEL CARMEN		3	0.1%	57.1%
SAN LUIS TALPA		23	0.6%	57.6%
SAN MARCOS		27	0.7%	58.3%
SAN MARTIN		96	2.5%	60.8%
SAN MATIAS		12	0.3%	61.1%
SAN MIGUEL		90	2.3%	63.4%
SAN MIGUEL TEPEZONTE		2	0.1%	63.4%
SAN PABLO TACACHICO		23	0.6%	64.0%
SAN PEDRO MASAHUAT		14	0.4%	64.4%
SAN PEDRO NONUALCO		5	0.1%	64.5%
SAN PEDRO PERULAPAN		84	2.1%	66.7%

SAN PEDRO PUXTLA		2	0.1%	66.7%
SAN RAFAEL		1	0.0%	66.7%
SAN RAFAEL CEDROS		4	0.1%	66.8%
SAN RAFAEL OBRAJUELO		11	0.3%	67.1%
SAN RAFAEL ORIENTE		8	0.2%	67.3%
SAN RAMON		4	0.1%	67.4%
SAN SALVADOR		336	8.6%	76.0%
SAN SEBASTIAN		4	0.1%	76.1%
SAN SIMON		3	0.1%	76.2%
SAN VICENTE		19	0.5%	76.7%
SANTA ANA		106	2.7%	79.4%
SANTA CLARA		2	0.1%	79.4%
SANTA CRUZ ANALQUITO		8	0.2%	79.7%
SANTA CRUZ MICHAPA		28	0.7%	80.4%
SANTA ELENA		16	0.4%	80.8%
SANTA MARIA		12	0.3%	81.1%
SANTA MARIA OSTUMA		9	0.2%	81.3%
SANTA RITA		1	0.0%	81.3%
SANTA ROSA DE LIMA		11	0.3%	81.6%
SANTA TECLA		21	0.5%	82.2%
SANTIAGO DE MARIA		24	0.6%	82.8%
SANTIAGO FRONTERA		1	0.0%	82.8%
SANTIAGO NONUALCO		47	1.2%	84.0%
SANTIAGO TEXACUANGOS		20	0.5%	84.5%
SANTO DOMINGO GUZMAN		1	0.0%	84.5%
SANTO TOMAS		22	0.6%	85.1%
SENSEMBRA		1	0.0%	85.1%
SENSUNTEPEQUE		14	0.4%	85.5%
SOCIEDAD		4	0.1%	85.6%
SONSONATE		33	0.8%	86.4%
SONZACATE		7	0.2%	86.6%
SOYAPANGO		138	3.5%	90.1%
STA CATARINA MASAHUA		1	0.0%	90.2%
STA ISABEL ISHUATAN		4	0.1%	90.3%
STA ROSA GUACHIPILIN		1	0.0%	90.3%
SUCHITOTO		29	0.7%	91.0%
TACUBA		16	0.4%	91.4%
TALNIQUE		2	0.1%	91.5%
TAMANIQUE		3	0.1%	91.6%
TAPALHUACA		2	0.1%	91.6%
TECAPAN		10	0.3%	91.9%
TECOLUCA		34	0.9%	92.7%
TEJUTEPEQUE		8	0.2%	92.9%
TEJUTLA		22	0.6%	93.5%
TENANCINGO		6	0.2%	93.7%
TEOTEPEQUE		1	0.0%	93.7%
TEPECOYO		2	0.1%	93.7%
TEPETITAN		2	0.1%	93.8%
TONACATEPEQUE		44	1.1%	94.9%

TOROLA		1	0.0%	94.9%
TURIN		7	0.2%	95.1%
ULUAZAPA		2	0.1%	95.2%
USULUTAN		58	1.5%	96.7%
VERAPAZ		1	0.0%	96.7%
VILLA DOLORES		1	0.0%	96.7%
VILLA EL TRIUNFO		3	0.1%	96.8%
YAYANTIQUÉ		2	0.1%	96.8%
YOLOAIQUIN		1	0.0%	96.9%
YUCUAIQUIN		3	0.1%	96.9%
ZACATECOLUCA		96	2.5%	99.4%
ZARAGOZA		24	0.6%	100.0%

-----+-----
Total | 3912 100.0%

1.10 TABLAS POR MUNICIPIO DONDE OCURRIÓ SEGÚN SEXO

MPIOOCUHE	SEXO			Total		
	F	I	M			
ACAJUTLA		4	0	20		24
AGUA CALIENTE		2	0	7		9
AGUILARES		1	0	12		13
AHUACHAPAN		1	0	22		23
ALEGRIA		0	0	11		11
ANAMOROS		0	0	2		2
ANTIGUO CUSCATLAN		1	0	6		7
APANECA		0	0	1		1
APASTEPEQUE		1	0	10		11
APOPA		11	0	104		115
ARMENIA		2	0	41		43
ATACO		0	0	2		2
ATIQUIZAYA		3	0	16		19
AYUTUXTEPEQUE		1	0	9		10
BERLIN		0	0	1		1
BOLIVAR		0	0	4		4
CACAOPELA		0	0	3		3
CALUCO		0	0	14		14
CANDELARIA CUSCATLAN		0	0	3		3
CANDELARIA FRONTERA		2	0	3		5
CAROLINA		0	0	3		3
CHALATENANGO		2	0	11		13
CHALCHUAPA		9	0	58		67
CHAPELTIQUE		0	0	4		4
CHILTIUPAN		0	0	2		2
CHINAMECA		1	0	21		22
CHIRILAGUA		1	0	13		14
CITALA		0	0	3		3
CIUDAD ARCE		0	0	18		18

CIUDAD BARRIOS		0	0	27		27
CIUDAD DELGADO		6	0	78		84
CIUDAD VICTORIA		0	0	4		4
COATEPEQUE		2	1	18		21
COJUTEPEQUE		6	0	53		59
COLON		8	0	90		98
COMACARAN		0	0	1		1
COMASAGUA		0	0	5		5
CONCEPCION BATRES		0	0	19		19
CONCEPCION QUEZALTEP		0	0	1		1
CONCHAGUA		4	0	27		31
CORINTO		0	0	5		5
CUISNAHUAT		0	0	2		2
CUSCATANCINGO		0	0	37		37
CUYULTITAN		1	0	3		4
DELICIAS DE CONCEPCI		0	0	1		1
DULCE NOMBRE DE MA.		0	0	1		1
EL CARMEN		1	0	12		13
EL CARMEN CUSCATLAN		3	0	32		35
EL CONGO		1	0	12		13
EL DIVISADERO		0	0	1		1
EL PAISNAL		7	0	24		31
EL PARAISO		0	0	8		8
EL PORVENIR		0	0	4		4
EL REFUGIO		0	0	8		8
EL SAUCE		0	0	5		5
EL TRANSITO		0	0	6		6
EREGUAYQUIN		1	0	6		7
ESTANZUELAS		0	0	3		3
GUACOTECTI		0	0	5		5
GUADALUPE		0	0	2		2
GUALOCOCTI		0	0	1		1
GUATAJIAGUA		1	0	6		7
GUAYMANGO		0	0	3		3
GUAZAPA		4	0	19		23
HUIZUCAR		0	0	18		18
ILOBASCO		2	0	89		91
ILOPANGO		5	0	45		50
INTIPUCA		0	0	5		5
IZALCO		4	0	64		68
JAYAQUE		0	0	4		4
JERUSALEN		0	0	1		1
JICALAPA		0	0	2		2
JIQUILISCO		3	0	67		70
JOCORO		0	0	3		3
JUAYUA		0	0	15		15
JUCUAPA		2	0	22		24
JUCUARAN		1	0	9		10
JUJUTLA		3	0	9		12

JUTIAPA		1	0	0		1
LA LAGUNA		0	0	1		1
LA LIBERTAD		2	0	9		11
LA PALMA		1	0	1		2
LA REINA		1	0	6		7
LA UNION		3	0	22		25
LISLIQUE		0	0	2		2
LOLOTIQUE		0	0	12		12
LOLOTIQUILLO		0	0	1		1
MEJICANOS		12	0	100		112
MERCEDES DE LA CEIBA		0	0	1		1
MERCEDES UMAÑA		0	0	15		15
METAPAN		5	0	28		33
MONCAGUA		0	0	11		11
MONTE SAN JUAN		0	0	11		11
NAHUIZALCO		3	0	47		50
NAHULINGO		0	0	11		11
NEJAPA		3	0	19		22
NOMBRE DE JESUS		0	0	2		2
NUEVA CONCEPCION		0	0	12		12
NUEVA ESPARTA		1	0	2		3
NUEVA GRANADA		0	0	6		6
NUEVA GUADALUPE		0	0	7		7
NUEVO CUSCATLAN		0	0	1		1
OJOS DE AGUA		0	0	1		1
OLOCUILTA		4	0	13		17
ORATORIO CONCEPCION		0	0	2		2
OZATLAN		1	0	9		10
PANCHIMALCO		3	0	41		44
PARAISO DE OSORIO		0	0	2		2
PASAQUINA		0	0	6		6
POLOROS		0	0	1		1
PUERTO EL TRIUNFO		1	0	15		16
QUELEPA		0	0	1		1
QUEZALTEPEQUE		6	1	50		57
ROSARIO CUSCATLAN		0	0	3		3
ROSARIO DE LA PAZ		0	0	7		7
ROSARIO DE MORA		1	0	11		12
S ANTONIO DEL MONTE		0	0	5		5
S BARTOLOME PERULAPI		0	0	5		5
S CAYETANO ISTEPEQUE		0	0	1		1
S FRANCISCO MORAZAN		0	0	2		2
S LUIS LA HERRADURA		1	0	18		19
S MIGUEL DE MERCEDES		0	0	1		1
S SEBASTIAN SALITR		0	0	10		10
S. FCO. CHINAMECA		2	0	4		6
SACACOYO		0	0	3		3
SALCOATITAN		0	0	3		3
SAN AGUSTIN		0	0	2		2

SAN ALEJO		2	0	12		14
SAN ANTONIO		0	0	1		1
SAN ANTONIO MASAHUAT		0	0	1		1
SAN ANTONIO PAJONAL		0	0	1		1
SAN BARTOLOME PERULA		0	0	1		1
SAN BUENAVENTURA		0	0	8		8
SAN CARLOS		0	0	1		1
SAN CRISTOBAL		0	0	2		2
SAN DIONISIO		2	0	12		14
SAN EMIGDIO		0	0	2		2
SAN ESTEBAN CATARINA		0	0	3		3
SAN FCO MENENDEZ		4	0	24		28
SAN FRANCISCO GOTERA		1	0	11		12
SAN FRANCISCO JAVIER		0	0	1		1
SAN FRANCISCO LEMPA		0	0	2		2
SAN GERARDO		0	0	1		1
SAN IGNACIO		0	0	1		1
SAN ILDEFONSO		0	0	1		1
SAN ISIDRO (CABAÑAS)		0	0	2		2
SAN ISIDRO (Morazán)		0	0	1		1
SAN ISIDRO LABRADOR		1	0	0		1
SAN JORGE		0	0	3		3
SAN JOSE GUAYABAL		1	0	8		9
SAN JOSE VILLANUEVA		1	0	20		21
SAN JUAN NONUALCO		1	0	20		21
SAN JUAN OPICO		4	1	26		31
SAN JUAN TALPA		0	0	3		3
SAN JUAN TEPEZONTES		0	0	1		1
SAN JULIAN		2	0	16		18
SAN LORENZO (Ahuachapán)		0	0	9		9
SAN LORENZO (San Vicente)		0	0	2		2
SAN LUIS DE LA REINA		0	0	4		4
SAN LUIS DEL CARMEN		0	0	3		3
SAN LUIS TALPA		2	0	21		23
SAN MARCOS		1	0	26		27
SAN MARTIN		1	0	95		96
SAN MATIAS		1	0	11		12
SAN MIGUEL		11	0	79		90
SAN MIGUEL TEPEZONTE		0	0	2		2
SAN PABLO TACACHICO		2	0	21		23
SAN PEDRO MASAHUAT		1	0	13		14
SAN PEDRO NONUALCO		0	0	5		5
SAN PEDRO PERULAPAN		4	0	80		84
SAN PEDRO PUXTLA		0	0	2		2
SAN RAFAEL		0	0	1		1
SAN RAFAEL CEDROS		0	0	4		4
SAN RAFAEL OBRAJUELO		0	0	11		11
SAN RAFAEL ORIENTE		0	0	8		8
SAN RAMON		1	0	3		4

SAN SALVADOR		24	0	312		336
SAN SEBASTIAN		0	0	4		4
SAN SIMON		0	0	3		3
SAN VICENTE		0	0	19		19
SANTA ANA		5	0	101		106
SANTA CLARA		1	0	1		2
SANTA CRUZ ANALQUITO		0	0	8		8
SANTA CRUZ MICHAPA		2	0	26		28
SANTA ELENA		1	0	15		16
SANTA MARIA		0	0	12		12
SANTA MARIA OSTUMA		1	0	8		9
SANTA RITA		0	0	1		1
SANTA ROSA DE LIMA		2	0	9		11
SANTA TECLA		1	0	20		21
SANTIAGO DE MARIA		5	0	19		24
SANTIAGO FRONTERA		0	0	1		1
SANTIAGO NONUALCO		1	0	46		47
SANTIAGO TEXACUANGOS		1	0	19		20
SANTO DOMINGO GUZMAN		0	0	1		1
SANTO TOMAS		1	0	21		22
SENSEMBRA		0	0	1		1
SENSUNTEPEQUE		0	0	14		14
SOCIEDAD		0	0	4		4
SONSONATE		5	0	28		33
SONZACATE		2	0	5		7
SOYAPANGO		10	0	128		138
STA CATARINA MASAHUA		0	0	1		1
STA ISABEL ISHUATAN		0	0	4		4
STA ROSA GUACHIPILIN		0	0	1		1
SUCHITOTO		2	0	27		29
TACUBA		1	0	15		16
TALNIQUE		0	0	2		2
TAMANIQUE		0	0	3		3
TAPALHUACA		0	0	2		2
TECAPAN		0	0	10		10
TECOLUCA		4	0	30		34
TEJUTEPEQUE		1	0	7		8
TEJUTLA		3	0	19		22
TENANCINGO		1	0	5		6
TEOTEPEQUE		0	0	1		1
TEPECOYO		0	0	2		2
TEPETITAN		0	0	2		2
TONACATEPEQUE		5	0	39		44
TOROLA		0	0	1		1
TURIN		1	0	6		7
ULUAZAPA		0	0	2		2
USULUTAN		4	0	54		58
VERAPAZ		0	0	1		1
VILLA DOLORES		0	0	1		1

VILLA EL TRIUNFO		0	0	3		3
YAYANTIQUÉ		0	0	2		2
YOLOAIQUIN		0	0	1		1
YUCUAIQUIN		0	0	3		3
ZACATECOLUCA		7	0	89		96
ZARAGOZA		2	0	22		24
-----+						
Total		294	3	3615		3912

1.11 FRECUENCIA POR LUGAR DONDE OCURRIÓ AGRESIÓN

LUGAR AGRES		Frec	Porcent	Acum
-----+				
ALCALDIA MUNICIPAL		1	0.0%	0.0%
AUTOBUS		60	1.5%	1.6%
BARRANCO		15	0.4%	1.9%
BARTOLINAS DE P.N.C.		13	0.3%	2.3%
BODEGA		1	0.0%	2.3%
CAFETAL		5	0.1%	2.4%
CAFETERIA		2	0.1%	2.5%
CALLE		955	24.4%	26.9%
CANCHA DE BKB		2	0.1%	26.9%
CANCHA DE FUTBOL		43	1.1%	28.0%
CARRETERA		148	3.8%	31.8%
CASA CONOCIDA		124	3.2%	35.0%
CASA PROPIA		325	8.3%	43.3%
CASETA DE SEGURIDAD		1	0.0%	43.3%
CAÑAL		26	0.7%	44.0%
CEMENTERIO		4	0.1%	44.1%
CENTRO COMERCIAL		2	0.1%	44.1%
CERVECERIA		9	0.2%	44.4%
COMEDOR		4	0.1%	44.5%
CTRO DE READAPTACION		5	0.1%	44.6%
CTRO PENAL		14	0.4%	45.0%
DENTRO DE MAR		1	0.0%	45.0%
EXPENDIO DE LICOR		11	0.3%	45.3%
FINCA		163	4.2%	49.4%
GASOLINERA		1	0.0%	49.5%
HACIENDA		82	2.1%	51.6%
HOSPEDAJE		1	0.0%	51.6%
HOTEL		3	0.1%	51.7%
IGLESIA		3	0.1%	51.7%
LAGO		5	0.1%	51.9%
LAGUNA		2	0.1%	51.9%
LOCAL AA		1	0.0%	51.9%
LUGAR DE BAILE		1	0.0%	52.0%
LUGAR DE ESTUDIO		3	0.1%	52.0%
LUGAR DE TRABAJO		16	0.4%	52.5%
LUGAR NO ESPECIFICAD		57	1.5%	53.9%

MB TTE COLECTIVO	26	0.7%	54.6%
MERCADO	26	0.7%	55.2%
MESON	5	0.1%	55.4%
MONTAÑA	1	0.0%	55.4%
MOTEL	2	0.1%	55.4%
MOTOTAXI	2	0.1%	55.5%
NO DATOS	3	0.1%	55.6%
OTRO HOSP NACIONAL	3	0.1%	55.6%
OTRO NEGOCIO	35	0.9%	56.5%
OTRO VEHICULO	108	2.8%	59.3%
PARQUE	12	0.3%	59.6%
PARQUEO	12	0.3%	59.9%
PASAJE DE BARRIO	4	0.1%	60.0%
PASAJE DE COLONIA	152	3.9%	63.9%
PLAYA	12	0.3%	64.2%
POLIDEPORTIVO	1	0.0%	64.2%
PREDIO BALDIO	78	2.0%	66.2%
PUPUSERIA	13	0.3%	66.6%
QUEBRADA	75	1.9%	68.5%
RESTAURANTE	8	0.2%	68.7%
RIO	92	2.4%	71.0%
TALLER	22	0.6%	71.6%
TERMINAL DE BUSES	1	0.0%	71.6%
TERRENO	340	8.7%	80.3%
TIENDA	16	0.4%	80.7%
TORTILLERIA	1	0.0%	80.8%
TURICENTRO	2	0.1%	80.8%
U DE S MSPAS	1	0.0%	80.8%
VIA PUBLICA	749	19.1%	100.0%
VIVERO	1	0.0%	100.0%

Total	3912	100.0%	

1.12 TABLAS POR LUGAR DONDE OCURRIO AGRESION SEGÚN SEXO

LUGARAGRES	SEXO			Total
	F	I	M	
ALCALDIA MUNICIPAL	0	0	1	1
AUTOBUS	4	0	56	60
BARRANCO	3	0	12	15
BARTOLINAS DE P.N.C.	0	0	13	13
BODEGA	1	0	0	1
CAFETAL	0	0	5	5
CAFETERIA	0	0	2	2
CALLE	51	1	903	955
CANCHA DE BKB	0	0	2	2
CANCHA DE FUTBOL	2	0	41	43
CARRETERA	11	0	137	148

CASA CONOCIDA	13	0	111	124
CASA PROPIA	72	0	253	325
CASETA DE SEGURIDAD	0	0	1	1
CAÑAL	5	0	21	26
CEMENTERIO	0	0	4	4
CENTRO COMERCIAL	0	0	2	2
CERVECERIA	1	0	8	9
COMEDOR	3	0	1	4
CTRO DE READAPTACION	0	0	5	5
CTRO PENAL	1	0	13	14
DENTRO DE MAR	0	0	1	1
EXPENDIO DE LICOR	1	0	10	11
FINCA	10	2	151	163
GASOLINERA	0	0	1	1
HACIENDA	7	0	75	82
HOSPEDAJE	0	0	1	1
HOTEL	0	0	3	3
IGLESIA	0	0	3	3
LAGO	0	0	5	5
LAGUNA	1	0	1	2
LOCAL AA	0	0	1	1
LUGAR DE BAILE	0	0	1	1
LUGAR DE ESTUDIO	0	0	3	3
LUGAR DE TRABAJO	1	0	15	16
LUGAR NO ESPECIFICAD	2	0	55	57
MB TTE COLECTIVO	0	0	26	26
MERCADO	1	0	25	26
MESON	0	0	5	5
MONTAÑA	0	0	1	1
MOTEL	1	0	1	2
MOTOTAXI	0	0	2	2
NO DATOS	0	0	3	3
OTRO HOSP NACIONAL	1	0	2	3
OTRO NEGOCIO	5	0	30	35
OTRO VEHICULO	5	0	103	108
PARQUE	2	0	10	12
PARQUEO	0	0	12	12
PASAJE DE BARRIO	1	0	3	4
PASAJE DE COLONIA	8	0	144	152
PLAYA	0	0	12	12
POLIDEPORTIVO	0	0	1	1
PREDIO BALDIO	6	0	72	78
PUPUSERIA	0	0	13	13
QUEBRADA	4	0	71	75
RESTAURANTE	1	0	7	8
RIO	8	0	84	92
TALLER	0	0	22	22
TERMINAL DE BUSES	0	0	1	1
TERRENO	15	0	325	340

TIENDA		5	0	11		16
TORTILLERIA		0	0	1		1
TURICENTRO		0	0	2		2
U DE S MSPAS		0	0	1		1
VIA PUBLICA		42	0	707		749
VIVERO		0	0	1		1
-----+						
Total		294	3	3615		3912

1.13 FRECUENCIA POR TIPO DE ARMA UTILIZADA

TIPOARMA		Frec	Porcent	Acum
-----+				
ARMA DE FUEGO		3005	76.8%	76.8%
ASF X ESTRANGULACION		106	2.7%	79.5%
ASFIXIA X AHORCADURA		7	0.2%	79.7%
ASFIXIA X SOFOCACION		8	0.2%	79.9%
ASFIXIA X SUMERSION		1	0.0%	79.9%
ATROPELLO INTENCIONAL		1	0.0%	80.0%
BLANCA SIN ESPEC.		59	1.5%	81.5%
CAIDA PROVOCADA		2	0.1%	81.5%
CORTANTE		13	0.3%	81.9%
CORTOCONTUNDENTE		361	9.2%	91.1%
CORTOPUNZANTE		86	2.2%	93.3%
MANOS Y PIES		2	0.1%	93.3%
NO DATOS		44	1.1%	94.5%
OBJETO CONTUNDENTE		188	4.8%	99.3%
OTRO TIPO		2	0.1%	99.3%
PIEDRA (LAPIDADO/A)		15	0.4%	99.7%
PUNZANTE		9	0.2%	99.9%
QUEMADURA X FUEGO		3	0.1%	100.0%
-----+				
Total		3912	100.0%	

1.14 TABLA POR TIPO DE ARMA UTILIZADA SEGÚN SEXO VICTIMA

TIPOARMA		SEXO			Total	
		F	I	M		
-----+						
ARMA DE FUEGO		185	0	2820		3005
ASF X ESTRANGULACION		18	0	88		106
ASFIXIA X AHORCADURA		1	0	6		7
ASFIXIA X SOFOCACION		2	1	5		8
ASFIXIA X SUMERSION		0	0	1		1
ATROPELLO INTENCIONAL		0	0	1		1
BLANCA SIN ESPEC.		7	0	52		59
CAIDA PROVOCADA		1	0	1		2
CORTANTE		4	0	9		13

CORTOCONTUNDENTE		38	0	323		361
CORTOPUNZANTE		13	0	73		86
MANOS Y PIES		0	0	2		2
NO DATOS		7	2	35		44
OBJETO CONTUNDENTE		13	0	175		188
OTRO TIPO		0	0	2		2
PIEDRA (LAPIDADO/A)		2	0	13		15
PUNZANTE		2	0	7		9
QUEMADURA X FUEGO		1	0	2		3
-----+-----+-----+-----+-----						
Total		294	3	3615		3912

NOTA: 68 Casos están en investigación (sobre/Averiguar) por parte de FGR.Y PNC, que podrían sumarse a los 3912 homicidios correspondientes al año 2014.



FISCALÍA GENERAL DE LA REPÚBLICA
DIRECCIÓN DE GESTIÓN, ANÁLISIS Y ACCESO A LA INFORMACIÓN
DEPARTAMENTO DE ESTADÍSTICA



Tasa de Femicidios y/o muerte violenta de mujeres (MVM) por 100,000 mujeres: número de niñas y adolescentes, mujeres adultas, adultas mayores asesinadas en los últimos doce meses en los distintos escenarios de femicidios, dividido por el total de mujeres, multiplicado por 100,000.

CANTIDAD DE MUERTES VIOLENTAS DE MUJERES (MVM) POR RANGO DE EDAD, DURANTE LOS AÑOS 2015, 2016 Y DE ENERO A JUNIO DE 2017.

		Año		
		Año 2015	Año 2016	Año 2017
Rango de	0 - 12 Años	7	5	2
Edad	13 - 17 Años	51	62	16
	18 - 30 Años	197	187	80
	31 - 40 Años	111	112	42
	41 - 50 Años	97	87	32
	51 - 60 Años	41	39	14
	61 - 70 Años	11	17	7
	71 - 80 Años	10	4	1
	81 - 90 Años	1	4	0
	Mayores a 90 Años	0	1	0
	Edad No Registrada	48	6	7
	Total	574	524	201

Fuente: Departamento de Estadística según datos de la Mesa Tripartita (PNC, IML y FGR) a la fecha 18/07/2017.

Notas:

1. La información corresponde a muertes violentas de mujeres ocurridas en el periodo del año 2015, 2016 y 2017.
2. Se informa que los datos de junio de 2017 se encuentran pendientes de conciliar, por tanto los datos pueden sufrir alguna variación.

CANTIDAD DE VÍCTIMAS DEL DELITO DE FEMINICIDIO (ART. 45 LEIV Y ART. 46 LEIV) POR RANGO DE EDAD, DURANTE LOS AÑOS 2015, 2016 Y DE ENERO A JUNIO DE 2017.

		Año		
		Año 2015	Año 2016	Año 2017
Rango de	0 - 12 Años	6	5	1
Edad	13 - 17 Años	22	32	14
	18 - 30 Años	103	96	38
	31 - 40 Años	72	69	32
	41 - 50 Años	44	53	18
	51 - 60 Años	27	26	8
	61 - 70 Años	10	11	6
	71 - 80 Años	9	1	2
	81 - 90 Años	0	2	1
	Edad No Registrada	58	54	26
	Total	351	349	146

Fuente: Departamento de Estadística según registros de SIGAP a la fecha 18/07/2017.

Notas:

- 1. La información ha sido procesada a nivel de personas.*
- 2. Se informa que las víctimas de Femicidios pueden estar incluidas en las MVM en vista que inicialmente no se tipica el hecho.*

Nota General: La información se entrega en terminos de cantidades (No tasas ni porcentajes), según registros del sistema Institucional.

1. HOMICIDIOS ENERO 2017, SEGÚN INSTITUTO DE MEDICINA LEGAL Y DATOS CONSOLIDADOS CON LA FISCALIA GENERAL DE REPUBLICA Y LA POLICIA NACIONAL CIVIL, EL SALVADOR AÑO 2017.

1.1 HOMICIDIOS MES DE ENERO 2017. (258 VICTIMAS)

TIPO MUERTE	Frecuencia	Porcentaje	Acumulado
HOMIC X VIOL COMUN	258	100.0%	100.0%
Total	258	100.0%	

1.2 FRECUENCIA POR SEXO.

SEXO	Frecuencia	Porcentaje	Acumulado
F	19	7.4%	7.4%
I	4	1.6%	8.9%
M	235	91.1%	100.0%
Total	258	100.0%	

1.3 TABLA POR GRUPOS DE EDAD Y SEXO DE LA VICTIMA.

GRUPOS EDAD	SEXO			Total
	F	I	M	
0-4	0	0	1	1
5-9	0	0	1	1
10-14	1	0	3	4
15-19	4	0	51	55
20-24	2	0	48	50
25-29	1	0	33	34
30-34	5	0	30	35
35-39	1	0	18	19
40-44	1	0	16	17
45-49	2	0	5	7
50-54	0	0	11	11
55-59	1	0	4	5
60-64	0	0	3	3
65 A +	1	0	4	5
IGNORADA	0	4	7	11
Total	19	4	235	258

RESUMEN:

En el mes de ENERO 2017
Ocurrieron:

*32 homicidios de menores de
edad (0-17 años)

*207 homicidios (18-59 años)

*8 homicidios en personas de la
tercera edad (60 años a más)

*11 Homicidios de personas de
edad desconocida

1.4 DEPARTAMENTO DONDE OCURRIO EL HOMICIDIO Y SEXO DE LA VICTIMA.

DEPARTAMENTO	SEXO			Total
	F	I	M	
AHUACHAPAN	0	0	9	9
CABAÑAS	0	0	11	11
CHALATENANGO	0	0	4	4
CUSCATLAN	1	0	16	17
LA LIBERTAD	2	0	25	27
LA PAZ	0	0	16	16
LA UNION	0	0	7	7
MORAZAN	0	0	3	3
SAN MIGUEL	3	0	16	19
SAN SALVADOR	6	3	83	92
SAN VICENTE	0	1	6	7
SANTA ANA	4	0	13	17
SONSONATE	3	0	12	15
USULUTAN	0	0	14	14
Total	19	4	235	258

1.5 MUNICIPIO DONDE OCURRIO EL HOMICIDIO Y SEXO DE LA VICTIMA.

AHUACHAPAN

MUNICIPIO	SEXO		Total
	M		
AHUACHAPAN	3		3
ATACO	1		1
JUJUTLA	1		1
SAN FRANCISCO MENENDEZ	2		2
TACUBA	2		2
Total	9		9

CABAÑAS

MUNICIPIO	SEXO		Total
	M		
ILOBASCO	5		5
SAN ISIDRO	2		2
SENSUNTEPEQUE	4		4
Total	11		11

CHALATENANGO

MUNICIPIO	SEXO		Total
	M		
EL PARAISO	1		1
NUEVA CONCEPCION	2		2
SAN MIGUEL DE MERCEDES	1		1
Total	4		4

CUSCATLAN

MUNICIPIO	SEXO		Total
	F	M	
COJUTEPEQUE	1	1	2
EL CARMEN CUSCATLAN	0	3	3
SAN BARTOLOME PERULAPIA	0	1	1
SAN CRISTOBAL	0	1	1
SAN PEDRO PERULAPAN	0	3	3
SAN RAFAEL CEDROS	0	3	3
SUCHITOTO	0	2	2
TENANCINGO	0	2	2
Total	1	16	17

LA LIBERTAD

MUNICIPIO	SEXO		Total
	F	M	
COLON	1	3	4
HUIZUCAR	0	4	4
JAYAQUE	0	1	1
LA LIBERTAD	0	2	2
QUEZALTEPEQUE	1	2	3
SAN JOSE VILLANUEVA	0	3	3
SAN JUAN OPICO	0	3	3
SAN PABLO TACACHICO	0	1	1
TALNIQUE	0	1	1
ZARAGOZA	0	5	5
Total	2	25	27

LA PAZ

MUNICIPIO	SEXO		Total
	M		
OLOCUILTA	1		1
SAN LUIS LA HERRADURA	1		1
SAN ANTONIO MASAHUAT	2		2
SAN JUAN NONUALCO	1		1
SAN JUAN TEPEZONTES	1		1
SAN LUIS TALPA	1		1
SAN PEDRO MASAHUAT	1		1
SANTIAGO NONUALCO	1		1
ZACATECOLUCA	7		7
Total	16		16

LA UNION

MUNICIPIO	SEXO		Total
	M		
ANAMOROS	1		1
LA UNION	2		2
LISLIQUE	1		1
PASAQUINA	1		1
SAN ALEJO	1		1
YUCUAIQUIN	1		1
Total	7		7

MORAZAN

MUNICIPIO	SEXO		Total
	M		
CACAOPELA	1		1
TOROLA	1		1
YOLOAIQUIN	1		1
Total	3		3

SAN MIGUEL

MUNICIPIO	SEXO		Total
	F	M	
CHAPELTIQUE	0	2	2
CHINAMECA	1	3	4
CHIRILAGUA	0	2	2
CIUDAD BARRIOS	0	2	2
EL TRANSITO	0	3	3
LOLOTIQUE	0	1	1
SAN MIGUEL	2	3	5
Total	3	16	19

SAN SALVADOR

MUNICIPIO	SEXO			Total
	F	I	M	
AGUILARES	0	0	3	3
APOPA	1	0	5	6
AYUTUXTEPEQUE	0	0	1	1
CIUDAD DELGADO	0	0	4	4
CUSCATANCINGO	0	0	4	4
EL PAISNAL	0	1	1	2
GUAZAPA	0	0	2	2
ILOPANGO	0	0	2	2
MEJICANOS	1	0	9	10
NEJAPA	0	0	5	5
PANCHIMALCO	0	0	4	4
SAN MARTIN	0	0	7	7
SAN SALVADOR	2	2	15	19
SANTO TOMAS	0	0	2	2
SOYAPANGO	1	0	12	13
TONACATEPEQUE	1	0	7	8
Total	6	3	83	92

SAN VICENTE

MUNICIPIO	SEXO		Total
	I	M	
APASTEPEQUE	0	1	1
SAN ILDEFONSO	0	1	1
SAN VICENTE	0	1	1
SANTO DOMINGO	0	1	1
TECOLUCA	0	1	1
VERAPAZ	1	1	2
Total	1	6	7

SANTA ANA

MUNICIPIO	SEXO		Total
	F	M	
CANDELARIA FRONTERA	0	1	1
CHALCHUAPA	0	1	1
COATEPEQUE	0	1	1
EL CONGO	1	3	4
EL PORVENIR	0	1	1
METAPAN	3	0	3
SANTA ANA	0	5	5
TEXISTEPEQUE	0	1	1
Total	4	13	17

SONSONATE

MUNICIPIO	SEXO		Total
	F	M	
ACAJUTLA	1	3	4
ARMENIA	1	0	1
IZALCO	1	3	4
NAHUIZALCO	0	1	1
NAHULINGO	0	1	1
SAN JULIAN	0	4	4
Total	3	12	15

USULUTAN

MUNICIPIO	SEXO		Total
	M		
CONCEPCION BATRES	1		1
JIQUILISCO	1		1
MERCEDES UMAÑA	1		1
SANTIAGO DE MARIA	2		2
TECAPAN	1		1
USULUTAN	8		8
Total	14		14

1.6 LUGAR DONDE OCURRIO EL HOMICIDIO Y SEXO DE LA VICTIMA

LUGAR DE LA AGRESION	SEXO			Total
	F	I	M	
AUTOBUS	0	0	4	4
BARRANCO	0	0	1	1
CALLE	4	0	38	42
CARRETERA	0	0	9	9
CASA CONOCIDA	1	0	17	18
CASA PROPIA	1	0	14	15
CAÑAL	0	2	5	7
CENTRO PENAL	0	0	1	1
FINCA	0	0	6	6
HACIENDA	0	0	7	7
LAGO	0	0	1	1
LUGAR DE TRABAJO	0	0	1	1
LUGAR NO ESPECIFICADO	0	0	2	2
MANGLAR	0	0	1	1
OTRO VEHICULO	0	0	2	2
PASAJE DE BARRIO	1	0	0	1
PASAJE DE COLONIA	0	0	11	11
PREDIO BALDIO	1	2	10	13
QUEBRADA	0	0	10	10
RESTAURANTE	1	0	1	2
RIO	1	0	0	1
TALLER	0	0	2	2
TERRENO	4	0	49	53
TIENDA	0	0	1	1
VIA PUBLICA	5	0	42	47
Total	19	4	235	258

1.7 FORMA O TIPO DE ARMA UTILIZADA EN EL HOMICIDIO Y SEXO DE LA VICTIMA

TIPO ARMA	SEXO			Total
	F	I	M	
ARMA DE FUEGO	13	1	190	204
ASFIXIA X ESTRANGULACION	1	0	3	4
BLANCA SIN ESPECIFICAR	0	0	2	2
CORTANTE	2	0	1	3
CORTOCONTUNDENTE	1	2	18	21
CORTOPUNZANTE	0	0	3	3
NO DATOS	1	1	7	9
OBJETO CONTUNDENTE	1	0	8	9
PUNZANTE	0	0	3	3
Total	19	4	235	258

ABREVIACIONES:

HOMIC X VIOL COMUN: Homicidios por Violencia Común.

F: Persona del sexo Femenino

M: Persona del sexo Masculino.

I: Persona de sexo Indeterminado.

JPV/IML/ 2017

1. HOMICIDIOS FEBRERO 2017, SEGÚN INSTITUTO DE MEDICINA LEGAL Y DATOS CONSOLIDADOS CON LA FISCALIA GENERAL DE REPUBLICA Y LA POLICIA NACIONAL CIVIL, EL SALVADOR AÑO 2017.

1.1 HOMICIDIOS MES DE FEBRERO 2017. (240 VICTIMAS)

TIPO MUERTE	Frecuencia	Porcentaje	Acumulado
HOMIC X VIOL COMUN	240	100.0%	100.0%
Total	240	100.0%	

1.2 FRECUENCIA POR SEXO.

SEXO	Frecencia	Porcentaje	Acumulado
F	28	11.7%	11.7%
I	1	0.4%	12.1%
M	211	87.9%	100.0%
Total	240	100.0%	

1.3 TABLA POR GRUPOS DE EDAD Y SEXO DE LA VICTIMA.

GRUPOS EDAD	SEXO			Total
	F	I	M	
0-4	0	0	0	0
5-9	0	0	0	0
10-14	1	0	4	5
15-19	5	0	43	48
20-24	5	0	39	44
25-29	2	0	32	34
30-34	7	0	28	35
35-39	0	0	21	21
40-44	2	0	18	20
45-49	2	0	9	11
50-54	1	0	6	7
55-59	2	0	1	3
60-64	0	0	3	3
65 A +	0	0	4	4
IGNORADA	1	1	3	5
Total	28	1	211	240

RESUMEN:

En el mes de FEBRERO 2017
Ocurrieron:

*31 homicidios de menores de
edad (0-17 años)

*197 homicidios (18-59 años)

*7 homicidios en personas de la
tercera edad (60 años a más)

*5 Homicidios de personas de
edad desconocida

1.4 DEPARTAMENTO DONDE OCURRIO EL HOMICIDIO Y SEXO DE LA VICTIMA.

DEPARTAMENTO	SEXO			Total
	F	I	M	
AHUACHAPAN	0	0	13	13
CABAÑAS	1	0	4	5
CHALATENANGO	0	0	2	2
CUSCATLAN	2	0	10	12
LA LIBERTAD	3	0	21	24
LA PAZ	1	0	17	18
LA UNION	0	0	10	10
MORAZAN	0	0	3	3
SAN MIGUEL	4	0	19	23
SAN SALVADOR	10	1	75	86
SAN VICENTE	0	0	2	2
SANTA ANA	4	0	10	14
SONSONATE	3	0	12	15
USULUTAN	0	0	13	13
Total	28	1	211	240

1.5 MUNICIPIO DONDE OCURRIO EL HOMICIDIO Y SEXO DE LA VICTIMA.

AHUACHAPAN

MUNICIPIO	SEXO	
	M	Total
AHUACHAPAN	1	1
ATACO	1	1
EL REFUGIO	2	2
SAN FRANCISCO MENENDEZ	3	3
TACUBA	6	6
Total	13	13

CABAÑAS

MUNICIPIO	SEXO		Total
	F	M	
SAN ISIDRO	1	3	4
VILLA DOLORES	0	1	1
Total	1	4	5

CHALATENANGO

MUNICIPIO	SEXO		Total
	M		
CHALATENAGO	1	1	1
SAN JOSE CANCASQUE	1	1	1
Total	2	2	2

CUSCATLAN

MUNICIPIO	SEXO		Total
	F	M	
MONTE SAN JUAN	0	2	2
SAN BARTOLOME PERULAPIA	2	0	2
SAN PEDRO PERULAPAN	0	1	1
SANTA CRUZ MICHAPA	0	3	3
SUCHITOTO	0	3	3
TENANCINGO	0	1	1
Total	2	10	12

LA LIBERTAD

MUNICIPIO	SEXO		Total
	F	M	
COLON	1	2	3
COMASAGUA	0	1	1
HUIZUCAR	0	4	4
JAYAQUE	0	1	1

JICALAPA		0	1		1
QUEZALTEPEQUE		1	1		2
SAN JOSE VILLANUEVA		0	2		2
SAN JUAN OPICO		1	6		7
SAN PABLO TACACHICO		0	1		1
SANTA TECLA		0	1		1
ZARAGOZA		0	1		1
-----+-----+-----					
Total		3	21		24

LA PAZ

MUNICIPIO	SEXO		Total		
	F	M			
CUYULTITAN		0	1		1
OLOCUILTA		0	1		1
SAN JUAN NONUALCO		0	1		1
SAN JUAN TALPA		0	1		1
SAN LUIS TALPA		0	2		2
SAN PEDRO MASAHUAT		0	3		3
SANTIAGO NONUALCO		0	4		4
ZACATECOLUCA		1	4		5
-----+-----+-----					
Total		1	17		18

LA UNION

MUNICIPIO	SEXO		Total	
	M			
ANAMOROS		1		1
CONCEPCION DE ORIENTE		1		1
EL CARMEN		1		1
PASAQUINA		3		3
POLOS		2		2
YAYANTIQUÉ		1		1
YUCUAIQUIN		1		1
-----+-----+-----				
Total		10		10

MORAZAN

MUNICIPIO	SEXO	
	M	Total
CORINTO	1	1
OSICALA	1	1
YAMABAL	1	1
Total	3	3

SAN MIGUEL

MUNICIPIO	SEXO		
	F	M	Total
CHAPELTIQUE	2	2	4
CHINAMECA	0	1	1
CHIRILAGUA	0	3	3
MONCAGUA	1	4	5
QUELEPA	0	1	1
SAN JORGE	0	1	1
SAN MIGUEL	1	7	8
Total	4	19	23

SAN SALVADOR

MUNICIPIO	SEXO			
	F	I	M	Total
AGUILARES	0	0	1	1
APOPA	1	0	10	11
AYUTUXTEPEQUE	0	0	1	1
CIUDAD DELGADO	1	0	6	7
CUSCATANCINGO	0	0	2	2
EL PAISNAL	1	0	1	2
GUAZAPA	0	0	1	1
ILOPANGO	0	0	3	3
MEJICANOS	0	0	7	7

NEJAPA		1	0	0		1
PANCHIMALCO		2	0	8		10
POSARIO DE MORA		0	0	1		1
SAN MARCOS		0	0	1		1
SAN MARTIN		3	0	1		4
SAN SALVADOR		1	0	10		11
SANTO TOMAS		0	0	1		1
SOYAPANGO		0	1	16		17
TONACATEPEQUE		0	0	5		5
-----+-----+-----						
Total		10	1	75		86

SAN VICENTE

MUNICIPIO	SEXO	
	M	Total
SAN VICENTE	2	2
Total	2	2

SANTA ANA

MUNICIPIO	SEXO		
	F	M	Total
CANDELARIA FRONTERA	1	0	1
CHALCHUAPA	1	3	4
COATEPEQUE	0	1	1
EL PORVENIR	0	1	1
METAPAN	2	2	4
SANTA ANA	0	3	3
Total	4	10	14

SONSONATE

MUNICIPIO	SEXO		Total
	F	M	
ARMENIA	0	4	4
IZALCO	0	1	1
JUAYUA	1	1	2
NAHUIZALCO	0	4	4
SALCOATITAN	1	0	1
SAN JULIAN	1	2	3
Total	3	12	15

USULUTAN

MUNICIPIO	SEXO		Total
	M		
ESTANZUELA	2		2
JIQUILISCO	1		1
JUCUARAN	2		2
MERCEDES UMAÑA	1		1
PUERTO EL TRIUNFO	1		1
SANTIAGO DE MARIA	1		1
USULUTAN	5		5
Total	13		13

1.6 LUGAR DONDE OCURRIO EL HOMICIDIO Y SEXO DE LA VICTIMA

LUGARAGRES	SEXO			Total
	F	I	M	
AUTOBUS	0	0	7	7
BARTOLINAS DE P.N.C.	0	0	1	1
CAFETAL	0	0	1	1
CALLE	1	0	31	32
CANCHA DE FUTBOL	0	0	2	2
CARRETERA	4	0	7	11
CASA CONOCIDA	4	0	15	19
CASA PROPIA	5	0	20	25
COMEDOR	0	0	1	1
FINCA	4	0	12	16

HACIENDA	2	0	1	3
LUGAR NO ESPECIFICADO	2	0	6	8
MESON	0	0	1	1
OTRO LUGAR	0	0	1	1
OTRO VEHICULO	0	0	5	5
PARQUEO	0	0	1	1
PASAJE DE COLONIA	0	0	7	7
PREDIO BALDIO	0	0	4	4
QUEBRADA	0	0	4	4
RIO	0	0	4	4
TAXI	0	0	1	1
TERRENO	3	0	39	42
VIA PUBLICA	3	1	40	44

Total	28	1	211	240

1.7 FORMA O TIPO DE ARMA UTILIZADA EN EL HOMICIDIO Y SEXO DE LA VICTIMA

TIPOARMA	SEXO			Total
	F	I	M	
ARMA DE FUEGO	19	0	159	178
ASFIXIA X ESTRANGULACION	2	0	8	10
BLANCA SIN ESPECIFICAR	0	0	5	5
CORTOCONTUNDENTE	1	0	26	27
CORTOPUNZANTE	3	0	1	4
NO DATOS	1	0	5	6
OBJETO CONTUNDENTE	2	0	7	9
QUEMADURA X FUEGO	0	1	0	1

Total	28	1	211	240

ABREVIACIONES:

HOMIC X VIOL COMUN: Homicidios por Violencia Común.

F: Persona del sexo Femenino

M: Persona del sexo Masculino.

I: Persona de sexo Indeterminado.

P.N.C.: Policía Nacional Civil.

JPV/IML/ 2017

1. HOMICIDIOS MARZO 2017, SEGÚN INSTITUTO DE MEDICINA LEGAL Y DATOS CONSOLIDADOS CON LA FISCALIA GENERAL DE REPUBLICA Y LA POLICIA NACIONAL CIVIL, EL SALVADOR AÑO 2017.

1.1 HOMICIDIOS MES DE MARZO 2017. (323 VICTIMAS)

TIPO MUERTE	Frecuencia	Porcentaje	Acumulado
HOMIC X VIOL COMUN	323	100.0%	100.0%
Total	323	100.0%	

1.2 FRECUENCIA POR SEXO.

SEXO	Frecencia	Porcentaje	Acumulado
F	44	13.6%	13.6%
I	9	2.8%	16.4%
M	270	83.6%	100.0%
Total	323	100.0%	

1.3 TABLA POR GRUPOS DE EDAD Y SEXO DE LA VICTIMA.

GRUPOS EDAD	SEXO			Total
	F	I	M	
0-4	1	0	0	1
5-9	1	0	0	1
10-14	1	0	4	5
15-19	5	0	50	55
20-24	8	2	64	74
25-29	5	0	32	37
30-34	4	0	33	37
35-39	3	0	26	29
40-44	4	0	24	28
45-49	6	0	11	17
50-54	3	0	7	10
55-59	1	0	9	10
60-64	0	0	4	4
65 A +	2	0	5	7
IGNORADA	0	7	1	8
Total	44	9	270	323

RESUMEN:

En el mes de MARZO 2017
Ocurrieron:

*31 homicidios de menores de
edad (0-17 años)

*273 homicidios (18-59 años)

*11 homicidios en personas de la
tercera edad (60 años a más)

*8 Homicidios de personas de
edad desconocida

1.4 DEPARTAMENTO DONDE OCURRIO EL HOMICIDIO Y SEXO DE LA VICTIMA.

DEPARTAMENTO	SEXO			Total
	F	I	M	
AHUACHAPAN	4	0	12	16
CABAÑAS	0	0	5	5
CHALATENANGO	0	0	0	0
CUSCATLAN	1	0	13	14
LA LIBERTAD	5	6	19	30
LA PAZ	2	1	9	12
LA UNION	3	0	21	24
MORAZAN	1	0	8	9
SAN MIGUEL	6	0	38	44
SAN SALVADOR	21	2	87	110
SAN VICENTE	0	0	8	8
SANTA ANA	0	0	15	15
SONSONATE	0	0	20	20
USULUTAN	1	0	15	16
Total	44	9	270	323

1.5 MUNICIPIO DONDE OCURRIO EL HOMICIDIO Y SEXO DE LA VICTIMA.

AHUACHAPAN

MUNICIPIO	SEXO		Total
	F	M	
AHUACHAPAN	2	5	7
ATACO	1	0	1
ATIQUIZAYA	0	1	1
EL REFUGIO	0	3	3
JUJUTLA	0	1	1
SAN FRANCISCO MENENDEZ	0	2	2
SAN LORENZO	1	0	1
Total	4	12	16

CABAÑAS

MUNICIPIO	SEXO	
	M	Total
ILOBASCO	5	5
Total	5	5

CHALATENANGO

CERO HOMICIDIOS

CUSCATLAN

MUNICIPIO	SEXO		
	F	M	Total
COJUTEPEQUE	1	3	4
EL CARMEN	0	1	1
SAN BARTOLOME PERULAPIA	0	1	1
SAN CRISTOBAL	0	1	1
SAN JOSE GUAYABAL	0	1	1
SAN PEDRO PERULAPAN	0	4	4
SAN RAFAEL CEDROS	0	1	1
SANTA CRUZ MICHAPA	0	1	1
Total	1	13	14

LA LIBERTAD

MUNICIPIO	SEXO			
	F	I	M	Total
ANTIGUO CUSCATLAN	1	0	2	3
CIUDAD ARCE	0	0	1	1
COLON	0	0	7	7
COMASAGUA	0	1	0	1
HUIZUCAR	0	0	2	2
JAYAQUE	1	0	0	1
JICALAPA	0	0	1	1
QUEZALTEPEQUE	1	0	1	2
SAN JOSE VILLANUEVA	0	0	3	3

SAN JUAN OPICO		1	2	2		5
SANTA TECLA		0	3	0		3
TALNIQUE		1	0	0		1
-----+-----+-----						
Total		5	6	19		30

LA PAZ

MUNICIPIO	SEXO			Total		
	F	I	M			
CUYULTITAN		0	0	1		1
OLOCUILTA		0	0	1		1
SAN JUAN TALPA		0	0	1		1
SAN LUIS TALPA		2	0	1		3
SAN PEDRO MASAHUAT		0	1	3		4
SAN PEDRO NONUALCO		0	0	1		1
ZACATECOLUCA		0	0	1		1
-----+-----+-----						
Total		2	1	9		12

LA UNION

MUNICIPIO	SEXO		Total		
	F	M			
BOLIVAR		0	1		1
CONCHAGUA		0	6		6
EL CARMEN		2	2		4
LA UNION		0	6		6
NUEVA ESPARTA		0	1		1
POLOS		0	1		1
SAN ALEJO		0	3		3
YUCUAIQUIN		1	1		2
-----+-----+-----					
Total		3	21		24

MORAZAN

MUNICIPIO	SEXO		Total
	F	M	
CORINTO	0	2	2
GUATAJIAGUA	0	1	1
SAN FERNANDO	0	1	1
SEMSEMBRA	0	2	2
SOCIEDAD	0	1	1
YAMABAL	0	1	1
YOLOAIQUIN	1	0	1
Total	1	8	9

SAN MIGUEL

MUNICIPIO	SEXO		Total
	F	M	
CHAPELTIQUE	0	5	5
CHINAMECA	1	2	3
CHIRILAGUA	0	4	4
CIUDAD BARRIOS	1	3	4
COMACARAN	0	1	1
LOLOTIQUE	0	1	1
MONCAGUA	1	3	4
QUELEPA	1	0	1
SAN MIGUEL	2	19	21
Total	6	38	44

SAN SALVADOR

MUNICIPIO	SEXO			Total
	F	I	M	
AGUILARES	0	0	1	1
APOPA	2	0	7	9
AYUTUXTEPEQUE	1	0	1	2
CIUDAD DELGADO	0	2	1	3
CUSCATANCINGO	4	0	4	8

GUAZAPA		0	0	1		1
ILOPANGO		1	0	3		4
MEJICANOS		0	0	7		7
NEJAPA		0	0	2		2
PANCHIMALCO		2	0	6		8
SAN MARCOS		1	0	1		2
SAN MARTIN		3	0	7		10
SAN SALVADOR		5	0	26		31
SANTIAGO TEXACUANGO		1	0	0		1
SANTO TOMAS		0	0	3		3
SOYAPANGO		1	0	10		11
TONACATEPEQUE		0	0	7		7
-----+-----+-----						
Total		21	2	87		110

SAN VICENTE

MUNICIPIO	SEXO	
	M	Total
-----+-----+-----		
SAN LORENZO	2	2
SAN SEBASTIAN	1	1
SAN VICENTE	3	3
SANTA CLARA	1	1
TECOLUCA	1	1
-----+-----+-----		
Total	8	8

SANTA ANA

MUNICIPIO	SEXO	
	M	Total
-----+-----+-----		
CHALCHUAPA	6	6
COATEPEQUE	3	3
EL CONGO	2	2
SANTA ANA	4	4
-----+-----+-----		
Total	15	15

SONSONATE

MUNICIPIO	SEXO		Total
	M		
ACAJUTLA	1		1
ARMENIA	3		3
IZALCO	6		6
JUAYUA	5		5
NAHUIZALCO	2		2
SANTO DOMINGO DE GUZMAN	1		1
SONSONATE	2		2
Total	20		20

USULUTAN

MUNICIPIO	SEXO		Total
	F	M	
ALEGRIA	0	1	1
EREGUAYQUIN	1	2	3
ESTANZUELAS	0	1	1
JIQUILISCO	0	2	2
JUCUAPA	0	1	1
OZATLAN	0	2	2
PUERTO EL TRIUNFO	0	1	1
SAN AGUSTIN	0	1	1
SAN DIONISIO	0	2	2
USULUTAN	0	2	2
Total	1	15	16

1.6 LUGAR DONDE OCURRIO EL HOMICIDIO Y SEXO DE LA VICTIMA

LUGAR	SEXO			Total
	F	I	M	
AUTOBUS	0	0	1	1
BARRANCO	0	0	2	2
BARTOLINAS DE P.N.C.	0	0	1	1
CALLE	9	0	69	78
CANCHA DE FUTBOL	1	0	4	5
CARRETERA	1	0	13	14
CASA CONOCIDA	2	0	19	21
CASA PROPIA	10	0	17	27
CEMENTERIO	0	0	1	1
CENTRO DE READAPTACION	0	0	2	2
FINCA	4	3	11	18
HACIENDA	0	1	1	2
LUGAR DE TRABAJO	0	0	2	2
LUGAR NO ESPECIFICADO	0	0	6	6
OTRO NEGOCIO	1	0	1	2
OTRO VEHICULO	2	0	7	9
PARQUEO	0	0	1	1
PASAJE DE BARRIO	1	0	1	2
PASAJE DE COLONIA	2	0	12	14
PREDIO BALDIO	1	2	6	9
PUPUSERIA	0	0	1	1
QUEBRADA	2	0	7	9
RIO	0	0	4	4
TALLER	0	0	1	1
TERRENO	1	3	38	42
TIENDA	0	0	2	2
VIA PUBLICA	7	0	40	47
Total	44	9	270	323

1.7 FORMA O TIPO DE ARMA UTILIZADA EN EL HOMICIDIO Y SEXO DE LA VICTIMA

TIPOARMA	SEXO			Total
	F	I	M	
ARMA DE FUEGO	30	0	208	238
ASFIXIA ESTRANGULACION/AHORC.	4	0	6	10
BLANCA SIN ESPECIFICAR	1	0	3	4
CORTANTE	2	0	3	5
CORTOCONTUNDENTE	4	0	27	31
CORTOPUNZANTE	1	0	7	8
NO DATOS	2	9	7	18
OBJETO CONTUNDENTE	0	0	8	8
PUNZANTE	0	0	1	1
Total	44	9	270	323

ABREVIACIONES:

HOMIC X VIOL COMUN: Homicidios por Violencia Común.

F: Persona del sexo Femenino

M: Persona del sexo Masculino.

I: Persona de sexo Indeterminado.

P.N.C.: Policía Nacional Civil.

AHORC.: Ahorcamiento

JPV/IML/ 2017

1. HOMICIDIOS ABRIL 2017, SEGÚN INSTITUTO DE MEDICINA LEGAL Y DATOS CONSOLIDADOS CON LA FISCALIA GENERAL DE REPUBLICA Y LA POLICIA NACIONAL CIVIL, EL SALVADOR AÑO 2017.

1.1 HOMICIDIOS MES DE ABRIL 2017. (289 VICTIMAS)

TIPO MUERTE	Frecuencia	Porcentaje	Acumulado
HOMIC X VIOL COMUN	289	100.0%	100.0%
Total	289	100.0%	

1.2 FRECUENCIA POR SEXO.

SEXO	Frecuencia	Porcentaje	Acumulado
F	32	11.1%	11.1%
I	3	1.0%	12.1%
M	254	87.9%	100.0%
Total	289	100.0%	

1.3 TABLA POR GRUPOS DE EDAD Y SEXO DE LA VICTIMA.

GRUPOS EDAD	SEXO			Total
	F	I	M	
0-4	1	0	1	2
5-9	0	0	0	0
10-14	1	0	3	4
15-19	3	0	43	46
20-24	4	0	45	49
25-29	6	0	38	44
30-34	3	0	31	34
35-39	7	0	36	43
40-44	4	0	15	19
45-49	1	0	6	7
50-54	1	0	7	8
55-59	1	0	6	7
60-64	0	0	10	10
65 A +	0	0	9	9
IGNORADA	0	3	4	7
Total	32	3	254	289

RESUMEN:

En el mes de ABRIL 2017
Ocurrieron:

*32 homicidios de menores de edad (0-17 años)

*231 homicidios (18-59 años)

*19 homicidios en personas de la tercera edad (60 años a más)

*7 Homicidios de personas de edad desconocida

1.4 DEPARTAMENTO DONDE OCURRIO EL HOMICIDIO Y SEXO DE LA VICTIMA.

DEPARTAMENTO	SEXO			Total
	F	I	M	
AHUACHAPAN	1	0	16	17
CABAÑAS	2	1	10	13
CHALATENANGO	0	1	2	3
CUSCATLAN	0	0	10	10
LA LIBERTAD	1	0	23	24
LA PAZ	2	0	13	15
LA UNION	3	0	8	11
MORAZAN	1	0	4	5
SAN MIGUEL	7	0	21	28
SAN SALVADOR	6	0	80	86
SAN VICENTE	2	0	8	10
SANTA ANA	4	0	14	18
SONSONATE	2	0	18	20
USULUTAN	1	1	27	29
Total	32	3	254	289

1.5 MUNICIPIO DONDE OCURRIO EL HOMICIDIO Y SEXO DE LA VICTIMA.

AHUACHAPAN

MUNICIPIO	SEXO		Total
	F	M	
AHUACHAPAN	1	5	6
ATACO	0	2	2
JUJUTLA	0	2	2
SAN FRANCISCO MENENDEZ	0	3	3
TACUBA	0	4	4
Total	1	16	17

CABAÑAS

MUNICIPIO	SEXO			Total
	F	I	M	
GUAYCOTECTI	0	0	1	1
ILOBASCO	2	1	3	6
JUTIAPA	0	0	2	2
SAN ISIDRO	0	0	1	1
SENSUNTEPEQUE	0	0	1	1
TEJUPEQUE	0	0	1	1
VILLA DOLORES	0	0	1	1
Total	2	1	10	13

CHALATENANGO

MUNICIPIO	SEXO		Total
	F	M	
CHALATENANGO	1	0	1
EL PARAISO	0	1	1
TEJUTLA	0	1	1
Total	1	2	3

CUSCATLAN

MUNICIPIO	SEXO		Total
	M		
CANDELARIA CUSCATLAN	1		1
COJUTEPEQUE	4		4
EL CARMEN	1		1
ROSARIO	1		1
SAN CRISTOBAL	1		1
SAN PEDRO PERULAPAN	2		2
Total	10		10

LA LIBERTAD

MUNICIPIO	SEXO		Total
	F	M	
CHILTIUPAN	0	1	1
CIUDAD ARCE	0	3	3
COLON	0	1	1
HUIZUCAR	0	2	2
JAYAQUE	0	1	1
JICALAPA	0	1	1
LA LIBERTAD	0	5	5
QUEZALTEPEQUE	0	1	1
SACACOYO	0	1	1
SAN JUAN OPICO	1	2	3
SAN PABLO TACACHICO	0	1	1
TALNIQUE	0	1	1
TAMANIQUE	0	2	2
ZARAGOZA	0	1	1
Total	1	23	24

LA PAZ

MUNICIPIO	SEXO		Total
	F	M	
OLOCUILTA	1	1	2
SAN LUIS LA HERRADURA	0	3	3
SAN FCO. CHINAMECA	0	1	1
SAN ANTONIO MASAHUAT	0	1	1
SAN LUIS TALPA	1	2	3
SAN MIGUEL TEPEZONTE	0	1	1
SAN RAFAEL OBRAJUELO	0	1	1
SANTIAGO NONUALCO	0	2	2
ZACATECOLUCA	0	1	1
Total	2	13	15

LA UNION

MUNICIPIO	SEXO		Total
	F	M	
CONCHAGUA	2	3	5
NUEVA ESPARTA	0	1	1
PASAQUINA	0	2	2
POLOROS	1	1	2
SAN ALEJO	0	1	1
Total	3	8	11

MORAZAN

MUNICIPIO	SEXO		Total
	F	M	
CHILANGA	0	1	1
GUATAJIAGUA	1	1	2
SAN FRANCISCO GOTERA	0	2	2
Total	1	4	5

SAN MIGUEL

MUNICIPIO	SEXO		Total
	F	M	
CAROLINA	1	0	1
CHIRILAGUA	1	0	1
CIUDAD BARRIOS	0	1	1
EL TRANSITO	2	1	3
LOLOTIQUE	0	2	2
MONCAGUA	0	4	4
SAN JORGE	0	1	1
SAN MIGUEL	3	10	13
SAN RAFAEL ORIENTE	0	1	1
SESORI	0	1	1
Total	7	21	28

SAN SALVADOR

MUNICIPIO	SEXO		Total
	F	M	
AGUILARES	0	4	4
APOPA	0	8	8
AYUTUXTEPEQUE	0	1	1
CIUDAD DELGADO	0	5	5
CUSCATANCINGO	0	1	1
GUAZAPA	1	8	9
ILOPANGO	0	4	4
MEJICANOS	0	9	9
NEJAPA	0	2	2
PANCHIMALCO	0	7	7
SAN MARTIN	1	4	5
SAN SALVADOR	4	12	16
SANTIAGO TEXACUANGO	0	1	1
SANTO TOMAS	0	1	1
SOYAPANGO	0	13	13
Total	6	80	86

SAN VICENTE

MUNICIPIO	SEXO		Total
	F	M	
APASTEPEQUE	1	3	4
SAN SEBASTIAN	1	0	1
SAN VICENTE	0	1	1
SANTA CLARA	0	2	2
TECOLUCA	0	2	2
Total	2	8	10

SANTA ANA

MUNICIPIO	SEXO		Total
	F	M	
CANDELARIA FRONTERA	0	2	2
CHALCHUAPA	0	1	1
COATEPEQUE	0	2	2
EL CONGO	0	2	2
EL PORVENIR	0	1	1
METAPAN	1	1	2
SANTA ANA	3	3	6
TEXISTEPEQUE	0	2	2
Total	4	14	18

SONSONATE

MUNICIPIO	SEXO		Total
	F	M	
ARMENIA	1	3	4
CALUCO	0	1	1
IZALCO	0	2	2
JUAYUA	1	1	2
NAHUIZALCO	0	3	3
NAHULINGO	0	1	1
SANTO DOMINGO GUZMAN	0	2	2
SONSONATE	0	4	4
SANTA CATARINA MASAHUAT	0	1	1
Total	2	18	20

USULUTAN

MUNICIPIO	SEXO			Total
	F	I	M	
ALEGRIA	0	0	1	1
CONCEPCION BATRES	0	0	4	4
ESTANZUELAS	0	0	1	1
JIQUILISCO	0	0	1	1
JUCUARAN	1	1	1	3
MERCEDES UMAÑA	0	0	1	1
NUEVA GRANADA	0	0	1	1
OZATLAN	0	0	1	1
SAN AGUSTIN	0	0	2	2
SAN BUENA VENTURA	0	0	1	1
SANTA ELENA	0	0	1	1
SANTIAGO DE MARIA	0	0	4	4
USULUTAN	0	0	6	6
VILLA EL TRIUNFO	0	0	2	2
Total	1	1	27	29

1.6 LUGAR DONDE OCURRIO EL HOMICIDIO Y SEXO DE LA VICTIMA

LUGAR AGRESION	SEXO			Total
	F	I	M	
AUTOBUS	0	0	1	1
CALLE	5	0	62	67
CANCHA DE FUTBOL	0	0	1	1
CARRETERA	1	0	10	11
CASA CONOCIDA	4	0	14	18
CASA PROPIA	6	0	16	22
CERVECERIA	1	0	0	1
FINCA	1	0	11	12
HACIENDA	0	0	6	6
LAGO	0	1	0	1
LUGAR NO ESPECIFICADO	0	0	3	3
MOTOTAXI	0	0	2	2
NO DATOS	0	0	2	2
OTRO NEGOCIO	1	0	0	1

OTRO VEHICULO		0	0	4		4
PARQUEO		0	0	2		2
PASAJE DE COLONIA		0	0	10		10
PREDIO BALDIO		2	1	10		13
PUPUSERIA		0	0	2		2
QUEBRADA		1	0	3		4
RESTAURANTE		0	0	1		1
RIO		1	0	13		14
TAXI		0	0	2		2
TERRENO		4	1	42		47
TIENDA		0	0	1		1
VIA PUBLICA		5	0	36		41
-----+-----+-----						
Total		32	3	254		289

1.7 FORMA O TIPO DE ARMA UTILIZADA EN EL HOMICIDIO Y SEXO DE LA VICTIMA

TIPOARMA	SEXO			Total		
	F	I	M			
ARMA DE FUEGO		22	0	199		221
ASFIXIA/ESTRANGULACION		1	0	7		8
BLANCA SIN ESPECIFICAR		1	0	3		4
CORTANTE		1	0	0		1
CORTOCONTUNDENTE		2	1	25		28
CORTOPUNZANTE		2	0	3		5
NO DATOS		0	1	3		4
OBJETO CONTUNDENTE		2	0	14		16
QUEMADURA X FUEGO		1	1	0		2
-----+-----+-----						
Total		32	3	254		289

ABREVIACIONES:

HOMIC X VIOL COMUN: Homicidios por Violencia Común.

F: Persona del sexo Femenino

M: Persona del sexo Masculino.

I: Persona de sexo Indeterminado.

1. HOMICIDIOS MAYO 2017, SEGÚN INSTITUTO DE MEDICINA LEGAL Y DATOS HOMOLOGADOS CON LA FISCALIA GENERAL DE REPUBLICA Y LA POLICIA NACIONAL CIVIL, EL SALVADOR AÑO 2017.

1.1 HOMICIDIOS MES DE MAYO 2017. (298 VICTIMAS)

TIPO MUERTE	Frecuencia	Porcentaje	Acumulado
HOMIC X VIOL COMUN	298	100.0%	100.0%
Total	298	100.0%	

1.2 FRECUENCIA POR SEXO.

SEXO	Frecuencia	Porcentaje	Acumulado
F	33	11.1%	11.1%
M	265	88.9%	100.0%
Total	298	100.0%	

1.3 TABLA POR GRUPOS DE EDAD Y SEXO DE LA VICTIMA.

GRUPOS EDAD	SEXO		Total
	F	M	
0-4	0	1	1
5-9	0	0	0
10-14	1	5	6
15-19	6	40	46
20-24	3	47	50
25-29	11	42	53
30-34	0	22	22
35-39	3	23	26
40-44	3	29	32
45-49	2	20	22
50-54	0	12	12
55-59	1	5	6
60-64	1	9	10
65 A +	2	4	6
IGNORADA	0	6	6
Total	33	265	298

RESUMEN:

En el mes de MAYO 2017
Ocurrieron:

- *34 homicidios de menores de edad (0-17 años)
- *242 homicidios (18-59 años)
- *16 homicidios en personas de la tercera edad (60 años a más)
- *6 Homicidios de personas de edad desconocida

1.4 DEPARTAMENTO DONDE OCURRIO EL HOMICIDIO Y SEXO DE LA VICTIMA.

DEPARTAMENTO	SEXO		Total
	F	M	
AHUACHAPAN	0	11	11
CABAÑAS	0	8	8
CHALATENANGO	0	0	0
CUSCATLAN	1	12	13
LA LIBERTAD	4	24	28
LA PAZ	2	9	11
LA UNION	0	11	11
MORAZAN	1	6	7
SAN MIGUEL	6	21	27
SAN SALVADOR	12	104	116
SAN VICENTE	1	9	10
SANTA ANA	3	19	22
SONSONATE	1	11	12
USULUTAN	2	20	22
Total	33	265	298

1.5 MUNICIPIO DONDE OCURRIO EL HOMICIDIO Y SEXO DE LA VICTIMA.

AHUACHAPAN

MUNICIPIO	SEXO		Total
	M		
AHUACHAPAN	6		6
APANECA	2		2
EL REFUGIO	1		1
TACUBA	2		2
Total	11		11

CABAÑAS

MUNICIPIO	SEXO		Total
	M		
ILOBASCO	6		6
SENSUNTEPEQUE	1		1
VILLA DOLORES	1		1
Total	8		8

CUSCATLAN

MUNICIPIO	SEXO		Total
	F	M	
CANDELARIA	0	1	1
COJUTEPEQUE	1	0	1
EL CARMEN	0	2	2
MONTE SAN JUAN	0	1	1
ORATORIO CONCEPCION	0	1	1
SAN BARTOLOME PERULAPIA	0	1	1
SAN CRISTOBAL	0	2	2
SAN PEDRO PERULAPAN	0	2	2
SANTA CRUZ MICHAPA	0	1	1
SUCHITOTO	0	1	1
Total	1	12	13

LA LIBERTAD

MUNICIPIO	SEXO		Total
	F	M	
ANTIGUO CUSCATLAN	1	0	1
CIUDAD ARCE	0	4	4
HUIZUCAR	0	4	4
LA LIBERTAD	1	4	5
QUEZALTEPEQUE	0	2	2
SAN JOSE VILLANUEVA	1	1	2
SAN JUAN OPICO	0	3	3
SAN PABLO TACACHICO	0	3	3

SANTA TECLA		1	2		3
TAMALNIQUE		0	1		1
-----+-----+-----					
Total		4	24		28

LA PAZ

MUNICIPIO	SEXO		Total		
	F	M			
CUYULTITAN		0	2		2
OLOCUILTA		1	0		1
ROSARIO DE LA PAZ		0	1		1
SAN JUAN NONUALCO		0	1		1
SAN JUAN TALPA		0	1		1
SAN LUIS TALPA		1	2		3
SANTIAGO NONUALCO		0	1		1
ZACATECOLUCA		0	1		1
-----+-----+-----					
Total		2	9		11

LA UNION

MUNICIPIO	SEXO		Total	
	M			
CONCHAGUA		4		4
LA UNION		2		2
PASAQUINA		1		1
POLOSOS		2		2
SAN ALEJOS		2		2
-----+-----+-----				
Total		11		11

MORAZAN

MUNICIPIO	SEXO		Total
	F	M	
ARAMBALA	0	1	1
DELICIAS DE CONCEPCION	0	1	1
EL DIVISADERO	0	1	1
LOLOTIQUILLO	0	1	1
MEANGUERA	0	1	1
SAN FRANCISCO GOTERA	1	1	2
Total	1	6	7

SAN MIGUEL

MUNICIPIO	SEXO		Total
	F	M	
CHAPELTIQUE	2	1	3
EL TRANSITO	0	2	2
LOLOTIQUE	0	1	1
MONCAGUA	0	3	3
QUELEPA	0	1	1
SAN MIGUEL	4	13	17
Total	6	21	27

SAN SALVADOR

MUNICIPIO	SEXO		Total
	F	M	
AGUILARES	2	1	3
APOPA	1	14	15
CIUDAD DELGADO	0	14	14
CUSCATANCINGO	0	3	3
GUAZAPA	0	2	2
ILOPANGO	2	13	15
MEJICANOS	0	6	6
PANCHIMALCO	0	5	5
SAN MARTIN	1	7	8
SAN SALVADOR	2	23	25

SANTIAGO TEXACUANGO		1	0		1
SANTO TOMAS		0	2		2
SOYAPANGO		2	12		14
TONACATEPEQUE		1	2		3
-----+-----+-----					
Total		12	104		116

SAN VICENTE

MUNICIPIO	SEXO		Total		
	F	M			
APASTEPEQUE		0	1		1
SAN CAYETANO ISTEPEQUE		1	1		2
SAN LORENZO		0	1		1
SAN VICENTE		0	1		1
SANTA CLARA		0	1		1
TECOLUCA		0	3		3
TEPETITAN		0	1		1
-----+-----+-----					
Total		1	9		10

SANTA ANA

MUNICIPIO	SEXO		Total		
	F	M			
CHALCHUAPA		0	4		4
COATEPEQUE		1	4		5
EL CONGO		1	1		2
METAPAN		0	2		2
SANTA ANA		1	8		9
-----+-----+-----					
Total		3	19		22

SONSONATE

MUNICIPIO	SEXO		Total
	F	M	
ACAJUTLA	0	1	1
ARMENIA	0	1	1
IZALCO	1	1	2
JUAYUA	0	2	2
NAHUIZALCO	0	1	1
NAHULINGO	0	1	1
SAN ANTONIO DEL MONTE	0	1	1
SANTO DOMINGO GUZMAN	0	1	1
SONSONATE	0	2	2
Total	1	11	12

USULUTAN

MUNICIPIO	SEXO		Total
	F	M	
BERLIN	0	1	1
CONCEPCION BATRES	0	1	1
EREGUAQUIN	1	0	1
ESTANZUELAS	0	1	1
JIQUILISCO	0	4	4
JUCUARAN	0	1	1
NUEVA GRANADA	0	1	1
PUERTO EL TRIUNFO	0	2	2
SANTA ELENA	0	1	1
SANTA MARIA	0	5	5
SANTIAGO DE MARIA	1	0	1
USULUTAN	0	3	3
Total	2	20	22

1.6 LUGAR DONDE OCURRIO EL HOMICIDIO Y SEXO DE LA VICTIMA

LUGAR AGRESION	SEXO		Total
	F	M	
BARRANCO	0	3	3
BARTOLINAS DE P.N.C.	0	1	1
CAFETIN	0	1	1
CALLE	5	58	63
CARRETERA	5	17	22
CASA CONOCIDA	1	11	12
CASA PROPIA	7	18	25
CAÑAL	0	1	1
CERVECERIA	0	2	2
CENTRO DE READAPTACION	0	1	1
EXPENDIO DE LICOR	0	2	2
FINCA	2	18	20
HACIENDA	0	3	3
LUGAR DE TRABAJO	0	1	1
LUGAR NO ESPECIFICADO	0	1	1
MERCADO	0	1	1
MONTAÑA	0	1	1
NO DATOS	0	1	1
OTRO NEGOCIO	1	5	6
OTRO VEHICULO	0	4	4
PARQUE	0	1	1
PASAJE DE COLONIA	0	7	7
PREDIO BALDIO	1	2	3
PUPUSERIA	0	1	1
QUEBRADA	1	4	5
RESTAURANTE	0	1	1
RIO	1	13	14
TALLER	0	5	5
TERRENO	2	33	35
TIENDA	0	1	1
VIA PUBLICA	7	47	54
Total	33	265	298

1.7 FORMA O TIPO DE ARMA UTILIZADA EN EL HOMICIDIO Y SEXO DE LA VICTIMA

TIPOARMA	SEXO		Total
	F	M	
ARMA DE FUEGO	21	201	222
ASFIXIA POR ESTRANGULACION	5	5	10
BLANCA SIN ESPECIFICAR	1	7	8
CORTANTE	0	1	1
CORTOCONTUNDENTE	2	19	21
CORTOPUNZANTE	2	11	13
NO DATOS	1	5	6
OBJETO CONTUNDENTE	1	14	15
PIEDRA (LAPIDADO/A)	0	1	1
PUNZANTE	0	1	1
Total	33	265	298

ABREVIACIONES:

HOMIC X VIOL COMUN: Homicidios por Violencia Común.
F: Persona del sexo Femenino
M: Persona del sexo Masculino.
P.N.C.: Policía Nacional Civil.

1. HOMICIDIOS JUNIO 2017, SEGÚN INSTITUTO DE MEDICINA LEGAL Y DATOS HOMOLOGADOS CON LA FISCALIA GENERAL DE REPUBLICA Y LA POLICIA NACIONAL CIVIL, EL SALVADOR AÑO 2017.

1.1 HOMICIDIOS MES DE JUNIO 2017. (368 VICTIMAS)

TIPO MUERTE	Frecuencia	Porcentaje	Acumulado
HOMIC X VIOL COMUN	368	100.0%	
Total	368	100.0%	

1.2 FRECUENCIA POR SEXO.

SEXO	Frecuencia	Porcentaje	Acumulado
F	45	12.2%	12.2%
M	323	87.8%	100.0%
Total	368	100.0%	

1.3 TABLA POR GRUPOS DE EDAD Y SEXO DE LA VICTIMA.

GRUPOS EDAD	SEXO		Total
	F	M	
0-4	0	0	0
5-9	0	0	0
10-14	0	6	6
15-19	4	39	43
20-24	5	63	68
25-29	8	53	61
30-34	5	34	39
35-39	6	39	45
40-44	3	33	36
45-49	5	15	20
50-54	1	11	12
55-59	4	4	8
60-64	1	14	15
65 A +	1	9	10
IGNORADA	2	3	5
Total	45	323	368

RESUMEN:

En el mes de JUNIO 2017
Ocurrieron:

- *27 homicidios de menores de edad (0-17 años)
- *311 homicidios (18-59 años)
- *25 homicidios en personas de la tercera edad (60 años a más)
- *5 Homicidios de personas de edad desconocida

1.4 DEPARTAMENTO DONDE OCURRIO EL HOMICIDIO Y SEXO DE LA VICTIMA.

DEPARTAMENTO	SEXO		Total
	F	M	
AHUACHAPAN	1	10	11
CABAÑAS	1	5	6
CHALATENANGO	0	2	2
CUSCATLAN	0	11	11
LA LIBERTAD	8	42	50
LA PAZ	2	11	13
LA UNION	0	6	6
MORAZAN	3	8	11
SAN MIGUEL	5	44	49
SAN SALVADOR	14	98	112
SAN VICENTE	2	13	15
SANTA ANA	3	28	31
SONSONATE	2	22	24
USULUTAN	4	23	27
Total	45	323	368

1.5 MUNICIPIO DONDE OCURRIO EL HOMICIDIO Y SEXO DE LA VICTIMA.

AHUACHAPAN

MUNICIPIO	SEXO		Total
	F	M	
AHUACHAPAN	1	5	6
ATIQUIZAYA	0	1	1
GUAYMANGO	0	1	1
JUJUTLA	0	2	2
SAN FRANCISCO MENENDEZ	0	1	1
Total	1	10	11

CABAÑAS

MUNICIPIO	SEXO		Total
	F	M	
GUACOTECTI	0	1	1
ILOBASCO	0	1	1
SAN ISIDRO	1	1	2
SENSUNTEPEQUE	0	1	1
TEJUTEPEQUE	0	1	1
Total	1	5	6

CHALATENANGO

MUNICIPIO	SEXO		Total
	M		
CHALATENANGO	1		1
NUEVA CONCEPCION	1		1
Total	2		2

CUSCATLAN

MUNICIPIO	SEXO		Total
	M		
COJUTEPEQUE	3		3
EL CARMEN	1		1
SAN BARTOLOME PERULAPIA	2		2
SAN PEDRO PERULAPAN	3		3
SAN RAFAEL CEDROS	1		1
SANTA CRUZ MICHAPA	1		1
Total	11		11

LA LIBERTAD

MUNICIPIO	SEXO		Total
	F	M	
ANTIGUO CUSCATLAN	1	1	2
CIUDAD ARCE	0	5	5
COLON	2	9	11
COMASAGUA	1	1	2
HUIZUCAR	0	1	1
LA LIBERTAD	1	2	3
NUEVO CUSCATLAN	0	1	1
QUEZALTEPEQUE	0	4	4
SAN JUAN OPICO	2	3	5
SANTA TECLA	1	7	8
TALNIQUE	0	2	2
TAMANIQUE	0	1	1
TEPEOTEPEQUE	0	1	1
TEPECOYO	0	3	3
ZARAGOZA	0	1	1
Total	8	42	50

LA PAZ

MUNICIPIO	SEXO		Total
	F	M	
ROSARIO DE LA PAZ	0	3	3
SAN EMIGDIO	0	1	1
SAN JUAN TALPA	1	0	1
SAN LUIS TALPA	1	2	3
SAN PEDRO MASAHUAT	0	1	1
SANTIAGO NONUALCO	0	1	1
ZACATECOLUCA	0	3	1
Total	2	11	13

LA UNION

MUNICIPIO	SEXO		Total
	M		
CONCHAGUA	2		2
EL SAUCE	1		1
INTIPUCA	1		1
SAN ALEJO	1		1
SANTA ROSA DE LIMA	1		1
Total	6		6

MORAZAN

MUNICIPIO	SEXO		Total
	F	M	
CHILANGA	1	1	2
CORINTO	0	2	2
GUATAJIAGUA	1	3	4
SAN FRANCISCO GOTERA	1	0	1
YAMABAL	0	2	4
Total	3	8	11

SAN MIGUEL

MUNICIPIO	SEXO		Total
	F	M	
CHAPELTIQUE	0	4	4
CHINAMECA	0	3	3
CHIRILAGUA	0	2	2
EL TRANSITO	3	7	10
LOLOTIQUE	0	3	3
MONCAGUA	0	6	6
NUEVA GUADALUPE	1	1	2
SAN MIGUEL	1	18	19
Total	5	44	49

SAN SALVADOR

MUNICIPIO	SEXO		Total
	F	M	
AGUILARES	1	2	3
APOPA	1	8	9
AYUTUXTEPEQUE	0	2	2
CIUDAD DELGADO	1	6	7
CUSCATANCINGO	0	2	2
GUAZAPA	1	2	3
ILOPANGO	0	8	8
MEJICANOS	0	5	5
NEJAPA	0	2	2
PANCHIMALCO	2	9	11
SAN MARCOS	0	1	1
SAN MARTIN	1	4	5
SAN SALVADOR	2	27	29
SANTO TOMAS	0	2	2
SOYAPANGO	4	15	19
TONACATEPEQUE	1	3	4
Total	14	98	112

SAN VICENTE

MUNICIPIO	SEXO		Total
	F	M	
APASTEPEQUE	0	3	3
SAN ILDEFONSO	0	1	1
SAN LORENZO	2	2	4
SAN SEBASTIAN	0	1	1
SAN VICENTE	0	4	4
SANTA CLARA	0	1	1
TECOLUCA	0	1	1
Total	2	13	15

SANTA ANA

MUNICIPIO	SEXO		Total
	F	M	
CHALCHUAPA	0	2	2
COATEPEQUE	0	2	2
METAPAN	2	1	3
SAN SEBASTIAN SALITRI	0	1	1
SANTA ANA	1	21	22
SANTA ROSA GUACHIPILIN	0	1	1
Total	3	28	31

SONSONATE

MUNICIPIO	SEXO		Total
	F	M	
ACAJUTLA	0	3	3
ARMENIA	0	1	1
IZALCO	0	3	3
NAHUIZALCO	1	8	9
NAHULINGO	0	2	2
SAN JULIAN	1	2	3
SONSONATE	0	3	3
Total	2	22	24

USULUTAN

MUNICIPIO	SEXO		Total
	F	M	
ALEGRIA	0	1	1
BERLIN	0	1	1
CONCEPCION BATRES	0	1	1
EREGUAQUIN	0	3	3
JIQUILISCO	1	3	4
JUCUARAN	0	1	1

MERCEDES UMAÑA		0	2		2
NUEVA GRANADA		1	1		2
OZATLAN		1	2		3
SAN AGUSTIN		0	1		1
SANTA ELENA		0	2		2
SANTIAGO DE MARIA		0	2		2
USULUTAN		1	3		4
-----+-----+-----					
Total		4	23		27

1.6 LUGAR DONDE OCURRIO EL HOMICIDIO Y SEXO DE LA VICTIMA

LUGAR AGRESION	SEXO		Total		
	F	M			
AUTOBUS		0	3		3
BARRANCO		0	3		3
BARTOLINAS DE P.N.C.		0	1		1
CALLE		13	58		71
CANCHA DE FUTBOL		0	1		1
CARRETERA		2	8		10
CASA CONOCIDA		1	11		12
CASA PROPIA		11	32		43
CAÑAL		0	1		1
CEMENTERIO		0	3		3
CENTRO DE PENAL		0	3		3
FINCA		1	20		21
HACIENDA		1	7		8
HOSPEDAJE		0	1		1
LUGAR NO ESPECIFICADO		0	1		1
MB TTE COLECTIVO		0	1		1
MONTAÑA		1	4		5
MOTOTAXI		0	1		1
OTRO NEGOCIO		0	3		3
OTRO VEHICULO		0	9		9
PARQUE		0	1		1
PARQUEO		1	0		1
PASAJE DE COLONIA		2	13		15
PREDIO BALDIO		0	7		7
QUEBRADA		2	8		10
RESTAURANTE		0	1		1
RIO		0	7		7

TALLER		0	1		1
TERRENO		5	49		54
TIENDA		0	1		1
VIA PUBLICA		5	64		69
-----+-----+-----					
Total		45	323		368

1.7 FORMA O TIPO DE ARMA UTILIZADA EN EL HOMICIDIO Y SEXO DE LA VICTIMA

TIPOARMA	SEXO		Total
	F	M	
ARMA DE FUEGO	35	256	291
ASFIXIA POR ESTRANGULACION	3	7	10
ASFIXIA POR SUMERSION	1	0	1
BLANCA SIN ESPECIFICAR	0	6	6
CORTOCONTUNDENTE	3	25	28
CORTOPUNZANTE	0	11	11
NO DATOS	2	5	7
OBJETO CONTUNDENTE	1	12	13
PUNZANTE	0	1	1
-----+-----+-----			
Total	45	323	368

ABREVIACIONES:

HOMIC X VIOL COMUN: Homicidios por Violencia Común.

F: Persona del sexo Femenino

M: Persona del sexo Masculino.

P.N.C.: Policía Nacional Civil.

MB TTE : Microbús de transporte



FISCALÍA GENERAL DE LA REPÚBLICA
DIRECCIÓN DE GESTIÓN, ANÁLISIS Y ACCESO A LA INFORMACIÓN
DEPARTAMENTO DE ESTADÍSTICA



Número de víctimas de Femicidios en los últimos 12 meses, por edad, estado civil, causa de muerte y ubicación geográfica.

CANTIDAD DE VÍCTIMAS DEL DELITO DE FEMINICIDIO (ART. 45 LEIV Y ART. 46 LEIV) POR RANGO DE EDAD, DURANTE LOS AÑOS 2015, 2016 Y DE ENERO A JUNIO DE 2017.

		AÑO		
		Año 2015	Año 2016	Año 2017
Rango de Edad	0 - 12 Años	6	5	1
	13 - 17 Años	22	32	14
	18 - 30 Años	103	96	39
	31 - 40 Años	72	69	32
	41 - 50 Años	44	55	18
	51 - 60 Años	27	26	8
	61 - 70 Años	10	11	6
	71 - 80 Años	9	1	2
	81 - 90 Años	0	2	1
	Edad No Registrada	58	54	26
	Total	351	351	147

Fuente: Departamento de Estadística según registros de SIGAP a la fecha 18/07/2017.

Notas:

1. La información ha sido procesada a nivel de personas.
2. Se informa que las víctimas de Femicidios pueden estar incluidas en las MVM en vista que inicialmente no se típica el hecho.

**CANTIDAD DE VÍCTIMAS DEL DELITO DE FEMINICIDIO (ART. 45 LEIV Y ART. 46 LEIV)
SEGÚN ESTADO CIVIL DE LA PERSONA, DURANTE LOS AÑOS 2015, 2016 Y DE ENERO A
JUNIO DE 2017.**

		AÑO		
		Año 2015	Año 2016	Año 2017
Estado Civil de la Persona	Soltero(a)	90	83	38
	Conviviente	3	6	0
	Casado(a)	31	25	18
	Divorciado(a)	0	4	1
	Viudo(a)	4	5	2
	Separado(a)	5	4	0
	Acompañado	34	31	13
	No Determinado	184	193	75
Total		351	351	147

Fuente: Departamento de Estadística según registros de SIGAP a la fecha 18/07/2017.

Notas:

- 1. La información ha sido procesada a nivel de personas.*
- 2. Se informa que las víctimas de Femicidios pueden estar incluidas en las MVM en vista que inicialmente no se típica el hecho.*

**CANTIDAD DE VÍCTIMAS DEL DELITO DE FEMINICIDIO (ART. 45 LEIV Y ART. 46 LEIV) POR
ÁREA DEL HECHO, DURANTE LOS AÑOS 2015, 2016 Y DE ENERO A JUNIO DE 2017..**

		AÑO		
		Año 2015	Año 2016	Año 2017
Área de Hecho	Urbano	147	139	58
	Rural	131	145	63
	Semiurbano	59	42	15
	Metropolitana	12	22	6
	No Registrado	2	3	5
Total		351	351	147

Fuente: Departamento de Estadística según registros de SIGAP a la fecha 18/07/2017.

Notas:

1. La información ha sido procesada a nivel de personas.

2. Se informa que las víctimas de Femicidios pueden estar incluidas en las MVM en vista que inicialmente no se tipica el hecho.

CANTIDAD DE VÍCTIMAS DEL DELITO DE FEMINICIDIO (ART. 45 LEIV Y ART. 46 LEIV) POR DEPARTAMENTO DEL HECHO, DURANTE LOS AÑOS 2015, 2016 Y DE ENERO A JUNIO DE 2017.

		AÑO		
		Año 2015	Año 2016	Año 2017
Departamento de	Ahuachapán	5	1	0
Hecho	Santa Ana	17	37	16
	Sonsonate	29	33	12
	Chalatenago	4	1	0
	La Libertad	31	30	13
	San Salvador	114	115	37
	Cuscatlán	13	4	2
	La Paz	41	26	13
	Cabañas	6	4	2
	San Vicente	12	4	2
	Usulután	20	23	10
	San Miguel	46	44	26
	Morazán	2	15	5
	La Unión	3	11	8
	No Determinado	8	3	1
	Total	351	351	147

Fuente: Departamento de Estadística según registros de SIGAP a la fecha 18/07/2017.

Notas:

1. La información ha sido procesada a nivel de personas.

2. Se informa que las víctimas de Femicidios pueden estar incluidas en las MVM en vista que inicialmente no se tipica el hecho.

Nota General: La información se entrega en terminos de cantidades (No tasas ni porcentajes), según registros del sistema Institucional.



FISCALÍA GENERAL DE LA REPÚBLICA
DIRECCIÓN DE GESTIÓN, ANÁLISIS Y ACCESO A LA INFORMACIÓN
DEPARTAMENTO DE ESTADÍSTICA



Número y porcentaje de procesos penales iniciados por el delito de Femicidio, Homicidio, asesinato versus número y porcentaje de procesos penales con sentencia (Condenatoria o Absolutoria) por el delito de Femicidio, Homicidio, asesinato.

CANTIDAD DE CASOS INGRESADOS DE LOS DELITOS DE HOMICIDIOS Y FEMINICIDIOS DURANTE LOS AÑOS 2015, 2016 Y DE ENERO A JUNIO DE 2017.

	AÑO DE DENUNCIA			Total
	Año 2015	Año 2016	Año 2017	
Cantidad de casos	716	675	235	1,626

Fuente: Departamento de Estadística según registros de SIGAP a la fecha 18/07/2017.

Notas:

1. Se consideran los delitos de Homicidio Simple (Art. 128 CP) y Homicidio Agravado (Art. 129 CP) en víctimas del sexo femenino. Así como los delitos de Femicidios considerados en los Art. 45 LEIV y Art. 46 LEIV.
2. Los datos son independientemente la fecha de inicio del expediente.

CANTIDAD DE CASOS CON SENTENCIA (CONDENATORIAS Y ABSOLUTORIAS) DE LOS DELITOS DE FEMINICIDIOS Y HOMICIDIOS DURANTE LOS AÑOS 2015, 2016 Y DE ENERO A JUNIO DE 2017.

		Año de Resultado			Total
		Año 2015	Año 2016	Año 2017	
Resultados	Sentencias Condenatorias	64	77	36	177
	Sentencias Absolutorias	26	34	15	75
Total		90	111	51	252

Fuente: Departamento de Estadística según registros de SIGAP a la fecha 18/07/2016.

Notas:

- 1. Se consideran los delitos de Homicidio Simple (Art. 128 CP) y Homicidio Agravado (Art. 129 CP) en víctimas del sexo femenino. Así como los delitos de Femicidios considerados en los Art. 45 LEIV y Art. 46 LEIV.*
- 2. Los datos de las Sentencias Condenatorias y Absolutorias, incluyen Procedimientos Abreviados.*
- 3. Los datos son independientemente la fecha de inicio del expediente.*

Nota General: La información se entrega en terminos de cantidades (No tasas ni porcentajes), según registros del sistema Institucional.



FISCALÍA GENERAL DE LA REPÚBLICA
DIRECCIÓN DE GESTIÓN, ANÁLISIS Y ACCESO A LA INFORMACIÓN
DEPARTAMENTO DE ESTADÍSTICA



8. Número de procesos de Femicidios sentenciados en los últimos 12 meses con respecto al total de casos ingresados (Pág.36: R40).

CANTIDAD DE CASOS INICIADOS POR LOS DELITOS DE FEMINICIDIOS, DURANTE LOS AÑOS 2015, 2016 Y DE ENERO A JUNIO DE 2017.

	Año			Total
	Año 2015	Año 2016	Año 2017	
Cantidad de Casos	355	343	157	855

Fuente: Departamento de Estadística según registros de SIGAP a la fecha 18/07/2017.

Notas:

1. Se consideran los delitos de Femicidios considerados en los Art. 45 LEIV y Art. 46 LEIV.

CANTIDAD DE CASOS CON SENTENCIAS (CONDENATORIAS Y ABSOLUTORIAS) EN LOS DELITOS DE FEMINICIDIOS DURANTE LOS AÑOS 2015, 2016 Y DE ENERO A JUNIO DE 2017.

	Año de Resultado			Total
	Año 2015	Año 2016	Año 2017	
Sentencias Condenatorias	24	23	12	59
Sentencias Absolutorias	9	6	3	18
Total	33	29	15	77

Fuente: Departamento de Estadística según registros de SIGAP a la fecha 18/07/2017.

Notas:

1. Se consideran los delitos de Femicidios considerados en los Art. 45 LEIV y Art. 46 LEIV.

2. Se informa que un caso puede incluir varios imputados.

3. Los datos de las Sentencias Condenatorias y Absolutorias, incluyen Procedimientos Abreviados.



FISCALÍA GENERAL DE LA REPÚBLICA
DIRECCIÓN DE GESTIÓN, ANÁLISIS Y ACCESO A LA INFORMACIÓN
DEPARTAMENTO DE ESTADÍSTICA



Tasa de Condena del Femicidio: Número de proceso penales iniciados por el delito de Femicidio/Muerte Violenta de Mujeres en razón de género versus número de procesos penales con sentencia (Condenatoria o Absolutoria) por el delito de Femicidio/Homicidio de Mujeres por razón de género.

CANTIDAD DE CASOS JUDICIALIZADOS EN LOS DELITOS DE FEMINICIDIOS DURANTE LOS AÑOS 2015, 2016 Y DE ENERO A JUNIO DE 2017.

	Año			Total
	Año 2015	Año 2016	Año 2017	
Casos Judicializados	72	119	99	290

Fuente: Departamento de Estadística según registros de SIGAP a la fecha 18/07/2017.

Notas:

1. Se consideran los delitos de Femicidios considerados en los Art. 45 LEIV y Art. 46 LEIV.
2. Datos independientemente el año de inicio del expediente.
3. Se informa que un caso puede incluir varios imputados.
4. Los datos presentados corresponden a casos que iniciaron el proceso judicial y casos de años anteriores que ya estaban en la etapa judicial pero registraron alguna actividad.

CANTIDAD DE CASOS CON SENTENCIAS (CONDENATORIAS Y ABSOLUTORIAS) EN LOS DELITOS DE FEMINICIDIOS DURANTE LOS AÑOS 2015, 2016 Y DE ENERO A JUNIO DE 2017.

	Año de Resultado			Total
	Año 2015	Año 2016	Año 2017	
Sentencias Condenatorias	24	23	12	59
Sentencias Absolutorias	9	6	3	18
Total	33	29	15	77

Fuente: Departamento de Estadística según registros de SIGAP a la fecha 18/07/2017.

Notas:

- 1. Se consideran los delitos de Femicidios considerados en los Art. 45 LEIV y Art. 46 LEIV.*
- 2. Se informa que un caso puede incluir varios imputados.*
- 3. Los datos de las Sentencias Condenatorias y Absolutorias, incluyen Procedimientos Abreviados.*

Nota General: La información se entrega en terminos de cantidades (No tasas ni porcentajes), según registros del sistema Institucional. No se entrega información sobre muertes de mujeres en razón de su género debido a que no se tiene dicho nivel de detalle en forma automatizada en el Sistema Institucional.

Revisión
2014



Fondo de Población
de las Naciones Unidas
El Salvador



MINISTERIO DE ECONOMIA
DIRECCIÓN GENERAL DE ESTADÍSTICA Y CENSOS – DIGESTYC
FONDO DE POBLACIÓN DE LAS NACIONES UNIDAS – UNFPA
CENTRO LATINOAMERICANO Y CARIBEÑO DE DEMOGRAFÍA
(CELADE) – División de Población de la CEPAL

EL Salvador: Estimaciones y Proyecciones de Población. Nacional 2005-2050 Departamental 2005-2025

San Salvador, julio de 2014





Fondo de Población
de las Naciones Unidas
El Salvador

MINISTERIO DE ECONOMÍA
DIRECCIÓN GENERAL DE ESTADÍSTICA Y CENSOS- DIGESTYC
FONDO DE POBLACIÓN DE LAS NACIONES UNIDAS - UNFPA
CENTRO LATINOAMERICANO Y CARIBEÑO DE DEMOGRAFÍA – CELADE
División de Población de la CEPAL



NACIONES UNIDAS



EL SALVADOR
ESTIMACIONES Y PROYECCIONES DE POBLACIÓN
NACIONAL 2005 – 2050
DEPARTAMENTAL 2005-2025
(Revisión 2014)

San Salvador, julio de 2014

República de El Salvador

MINISTRO DE ECONOMÍA
Lic. Tharsis Salomón López

VICEMINISTRA DE ECONOMÍA
Dra. Luz Estrella Rodríguez

VICEMINISTRA DE COMERCIO E INDUSTRIA
Licda. Merlín Barrera

DIRECCIÓN GENERAL DE ESTADÍSTICA Y CENSOS

DIRECTOR GENERAL
Lic. José David Morán Mendoza

GERENCIA DE ESTADÍSTICAS SOCIALES
Lic. Francisco Antonio Munguía Lazo

JEFE DEPARTAMENTO DE POBLACIÓN Y ESTADÍSTICAS DEMOGRÁFICAS
Lic. Edgar Roberto Guardado

ASESOR INTERNACIONAL
Dra. Guiomar Bay

ASESORES NACIONALES
Lic. Saúl García Carballo
Demógrafa: Ana del Carmen Eguizábal

EQUIPO TÉCNICO
Lic. José Mario Aquino

DEPARTAMENTO DE IMPRESIONES
Sr. Ricardo Barrientos

ÍNDICE DE CONTENIDO

PRESENTACIÓN	9
PARTE A. ESTIMACIONES Y PROYECCIONES DE LA POBLACION A NIVEL NACIONAL 2005-2050	
INTRODUCCIÓN	11
1. Población base	13
2. Análisis de la dinámica demográfica a nivel nacional.	
2.1 Revisión de la estimación y proyección de la mortalidad a nivel nacional.	14
2.2 Revisión de la estimación y proyección de la fecundidad a nivel nacional.	17
2.3 Revisión de la estimación y proyección de los saldos migratorios Internacionales a nivel nacional.	21
2.4 Resultados de las estimaciones y proyecciones a nivel nacional. Revisión 2014.	24
PARTE B. ESTIMACIONES Y PROYECCIONES DE LA POBLACIÓN A NIVEL DEPARTAMENTAL. 2005-2050.	
1. Estimación de la población base a nivel de departamento.	51
2. Análisis de la dinámica demográfica a nivel de departamento.	
2.1 Estimación y proyección de la mortalidad a nivel de departamento s.	52
2.2 Estimación y proyección de la fecundidad a nivel de departamentos.	56
2.3 Estimación y proyección de la migración internacional a nivel de departamentos.	58
2.4 Estimación y proyección de la migración interna a nivel de departamentos.	58
3. Resultado de las estimaciones y proyecciones a nivel de departamentos. Revisión 2014.	59

PRESENTACIÓN

La Dirección General de Estadística y Censos DIGESTYC ha reunido nuevos e importantes antecedentes que permiten revisar las estimaciones y proyecciones de población realizadas en 2008. El Salvador es un país que presenta una dinámica demográfica muy marcada por los movimientos migratorios, las condiciones de crisis económica que afectaron a los países de Europa y Estados Unidos (principales destinos de los emigrantes salvadoreños) posterior al 2008 pudieran tener un impacto en los movimientos migratorios desde y hacia El Salvador. Además de la situación mundial, pasados 6 años desde la última revisión de las cifras de población, es oportuno revisar las hipótesis de evolución futura de los componentes demográficos, a la luz de los nuevos antecedentes recopilados.

La preparación de esta revisión de estimaciones y proyecciones de población para el período 2005 – 2050, a nivel nacional, fue posible mediante el uso del registro de nacimientos y defunciones del sistema de estadísticas vitales; censo de los Estados Unidos.

En la publicación se presentan los antecedentes sobre la dinámica de la población del país y departamentos, y las perspectivas de evolución hasta el año 2050 y 2025 respectivamente. De esta manera se pondrá a disposición del país, y de los organismos internacionales, las estimaciones y proyecciones de población revisadas en base a los nuevos antecedentes.

En esta ocasión se elaboró las estimaciones y proyecciones de población a nivel nacional y departamental utilizando el método de los componentes por edades simples y años calendario, obteniendo así, mayor consistencia en la información generada.

PARTE A. ESTIMACIONES Y PROYECCIONES DE LA POBLACIÓN A NIVEL NACIONAL. 2005- 2050

INTRODUCCIÓN

La dinámica poblacional depende de múltiples factores que determinan sus características de crecimiento. Está establecida, por factores asociados a las condiciones particulares de reproducción biológica, la mortalidad y la movilidad territorial factores determinantes fundamentales del crecimiento poblacional, así como su distribución por sexo y edad.

Una vez disponibles los datos del VI Censo de Población y V de Vivienda de El Salvador realizado en 2007, se dio inició al proceso de análisis de los datos para evaluación de los resultados y para establecer las características de la evolución demográfica a lo largo de los últimos 50 años del siglo XX de donde se derivan los insumos fundamentales para la actualización de las proyecciones de población vigentes, considerando que las que se venían utilizando, en base al censo de 1992, sobreestimaban el volumen de población residente en el país¹.

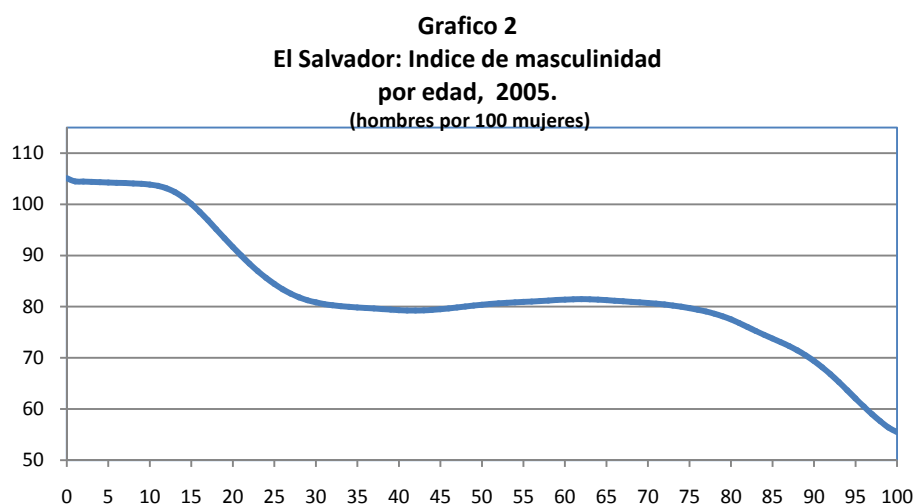
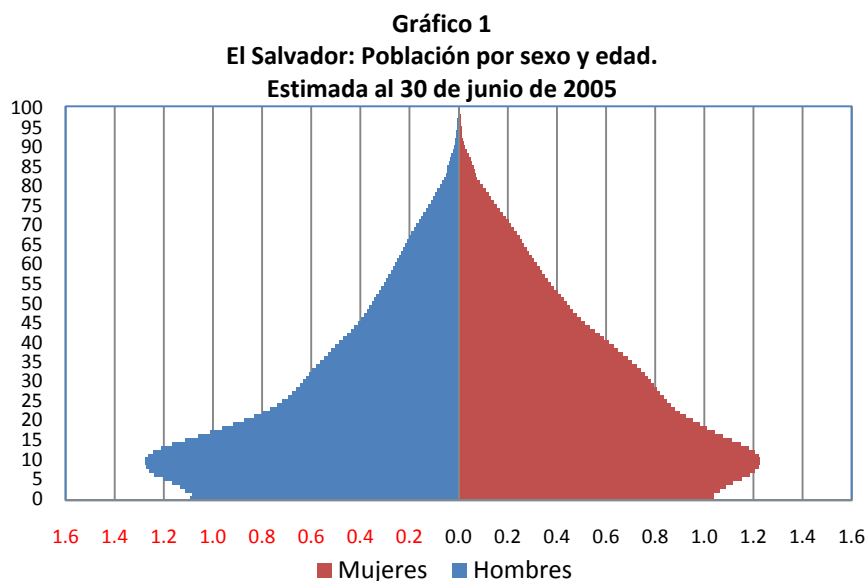
En el documento se desarrollan y presentan los aspectos metodológicos básicos utilizados para el análisis de la dinámica demográfica del país y se entregan las estimaciones y proyecciones de población para el período 2005 – 2050. Esta revisión, fue elaborada conjuntamente entre la Dirección General de Estadística y Censos (DIGESTYC) y el Centro Latinoamericano y Caribeño de Demografía, CELADE – División de Población de la CEPAL, con apoyo del Fondo de Población de las Naciones Unidas (UNFPA).

Estas nuevas cifras revisadas por sexo y edades simples, son fundamentales para la determinación de los cambios en las demandas sociales y la elaboración de planes y programas en diversos campos del desarrollo y tienen por objetivo principal ajustar las cifras obtenidas en 2008.

¹ República de El Salvador. Estimaciones y proyecciones de población. 1950-2050. DIGESTYC, Mayo de 2010

1. Población base

Como población base se utilizó la estimada para 2005 por grupos quinquenales en la proyección del 2008 y se procedió a abrir la población utilizando los multiplicadores de Sprague², para obtener la población por edades simples. Posteriormente se realizaron ajustes para obtener una distribución suavizada de la población por edad y sexo. Los ajustes realizados corresponden a la aplicación de promedios móviles de la población femenina por edades simples y se obtuvo la masculina utilizando los índices de masculinidad por edades simples suavizados del censo de 2007. (Gráficos 1 y 2).



² Shryock, Henry S.; Siegel, Jacob S. And Associates. Studies in Population. The methods and material of demography. Academic Press. New York, 1976

De este proceso se obtuvo una población estimada 6,049,408 personas con un índice de masculinidad total de 90.6 hombres por cada 100 mujeres, y una nueva estimación de la omisión censal para el censo de 2007 la cual se presenta en el cuadro 1.

Cuadro 1

El Salvador: Estimación de omisión censal resultante del nuevo proceso de conciliación demográfica (en porcentajes)

Total	Hombres	Mujeres
5.7	5.8	5.7

2. Análisis de la dinámica demográfica a nivel nacional.

2.1 Revisión de la estimación y proyección de la mortalidad a nivel nacional.

Con la disponibilidad de estadísticas vitales hasta el 2008, procesadas por edades simples se procedió a la elaboración de tablas completas de mortalidad, utilizando como datos básicos, la población por sexo y edad del censo de 2007 trasladado al 30 de junio y el promedio de defunciones del 2006 al 2008, por sexo y edad simple.

Se mantuvieron las tasas de mortalidad infantil estimadas por sexo en la revisión 2008 (gráfico 3). Para la mortalidad de mayores de 10 años se suavizaron las tasas observadas y se corrigieron utilizando el método de la ecuación de equilibrio de Brass³. Las tasas de mortalidad de la población entre 1 y 10 años se obtuvieron por interpolación de las tablas de Coale y Demeny⁴, modelo oeste correspondiente a la mortalidad infantil estimada (Cuadro 2, Gráficos 3a, 3b, 4a y 4b).

³ Naciones Unidas, 1986. Manual X. Técnicas indirectas de estimaciones demográficas.

⁴ Coale, Ansley J., Demeny, Paul y Vaughan, Bárbara (1983). Regional Life Tables and Stable Populations, second edition.

Cuadro 2
El Salvador: Mortalidad infantil, esperanza de vida al nacer y factor de corrección de las tasas de mortalidad de 10 años y más estimados por sexo, para construcción de las tablas de mortalidad 2006-2008.

Indicador	Hombres	Mujeres
Mortalidad Infantil^a (defunciones de menores de 1 año por cada 1000 nacidos vivos)	23.0	18.8
Esperanza de vida al nacer	66.47	75.85
Factor de corrección de las tasas de mortalidad (obtenidas por el método de la ecuación de equilibrio de Brass)	1.17	1.19

Fuente: DIGESTYC, 2010.

^aProbabilidad de morir desde el nacimiento hasta antes de cumplir 1 año de vida

Gráfico 3
El Salvador : Estimación de la tasa de mortalidad Infantil (q(0)) estimada según diversas fuentes y las implícitas en las estimaciones y proyecciones de población
 (defunciones de menores de 1 año por mil nacidos vivos)

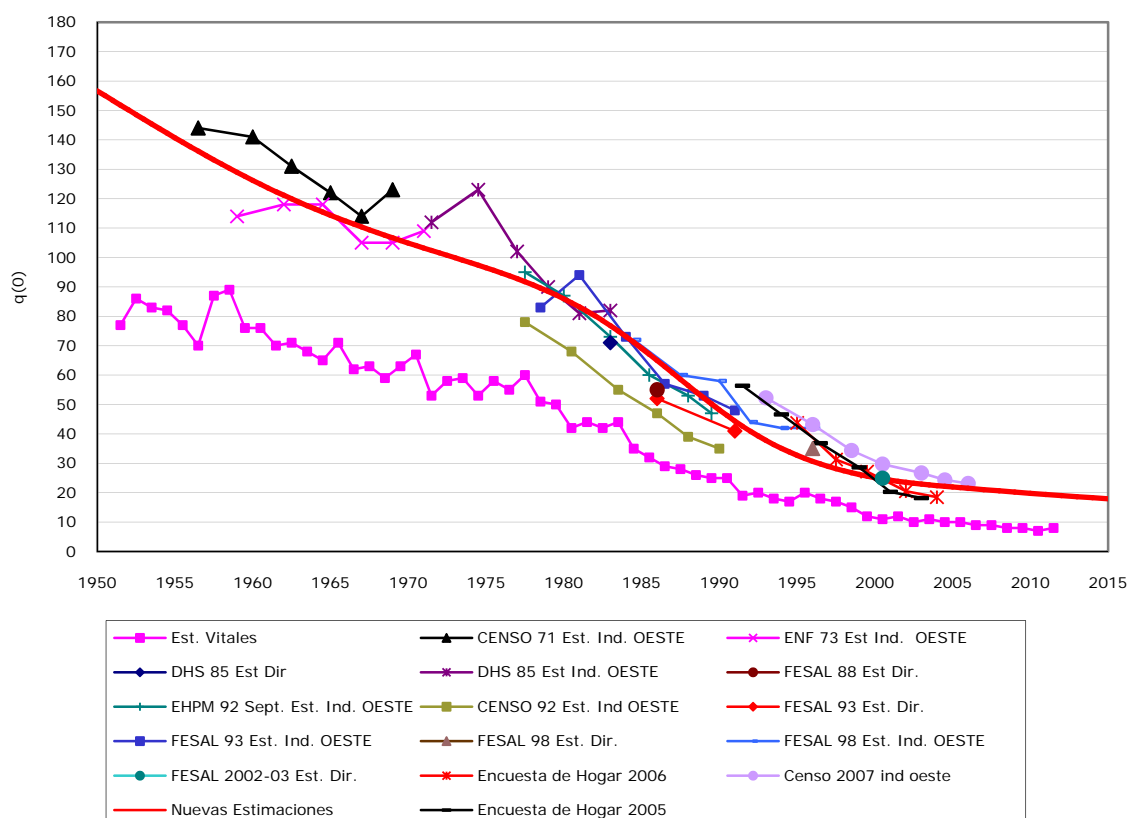
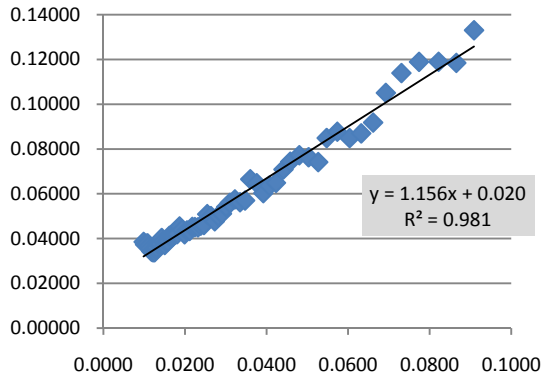


Gráfico 4

El Salvador: Aplicación del método de la ecuación de equilibrio

**Gráfico 4a
Hombres**



**Gráfico 4b
Mujeres**

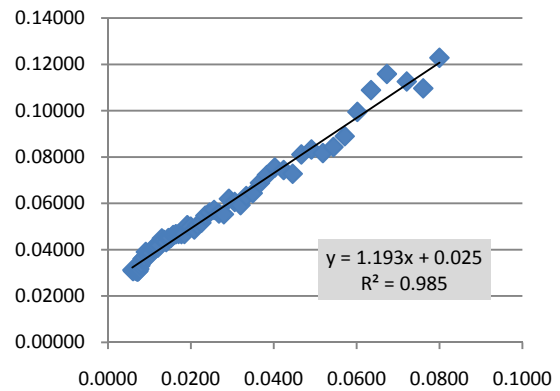
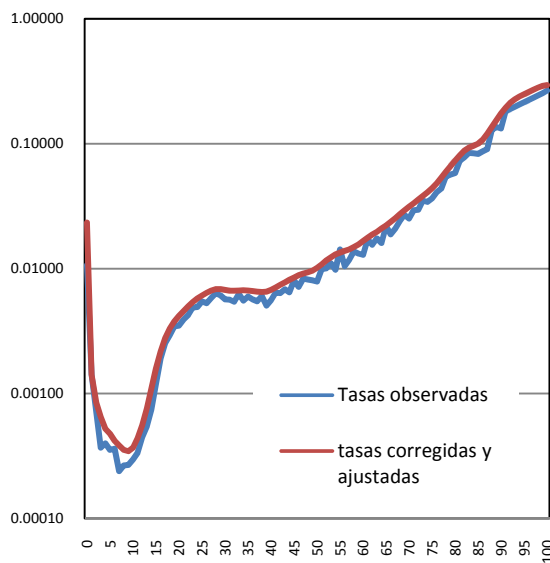


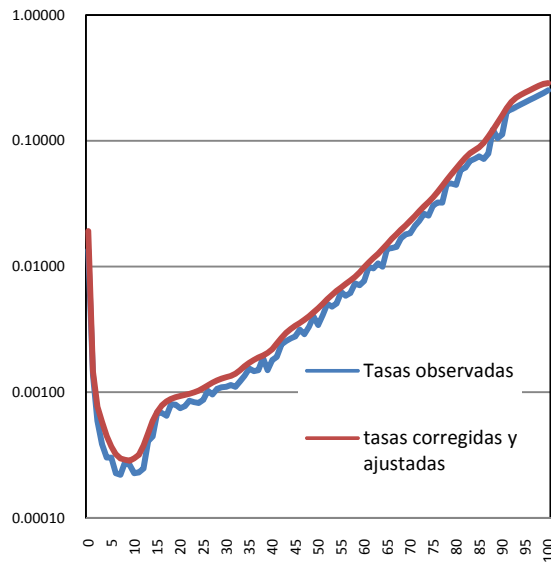
Gráfico 5

El Salvador: Tasas específicas de mortalidad observada y corregida. 2006-2008

5a Hombres



5b Mujeres



Se proyectaron las esperanzas de vida al nacer⁵ por sexo como medida del nivel de mortalidad las cuales fueron proyectadas utilizando una curva logística según los criterios establecidos en la proyección a largo plazo del CELADE⁶ (Cuadro 3).

Cuadro 3
El Salvador: Asíntotas y pivotes de las logísticas utilizadas en la proyección de la esperanza de vida al nacer por sexo.

Sexo	Asíntotas		Pivotes			
	Inferior	Superior	Año	Valor	Año	Valor
Hombres	30	90	2008	66.4	2048	73.6
Mujeres	30	93	2008	75.9	2048	82.2

Para obtener las tablas de mortalidad proyectadas para el período 2005-2050 se utilizó el módulo de Mortalidad del Programa de Proyecciones Demográficas en planillas Excel (PRODEX)⁷, adoptando como tabla inicial una tabla con la misma estructura que la estimada para 2006-2008 pero con una mortalidad mayor y como tabla límite las tablas modelo de Coale y Demeny modelos oeste con esperanza de vida de 90 años para hombres y 93 para mujeres⁸ y las esperanzas de vida resultantes de la proyección logística.

2.2 Revisión de la estimación y proyección de la fecundidad a nivel nacional.

Se partió de los niveles de fecundidad estimados durante el proceso de conciliación demográfica, realizado en 2008, medidos por la tasa global de

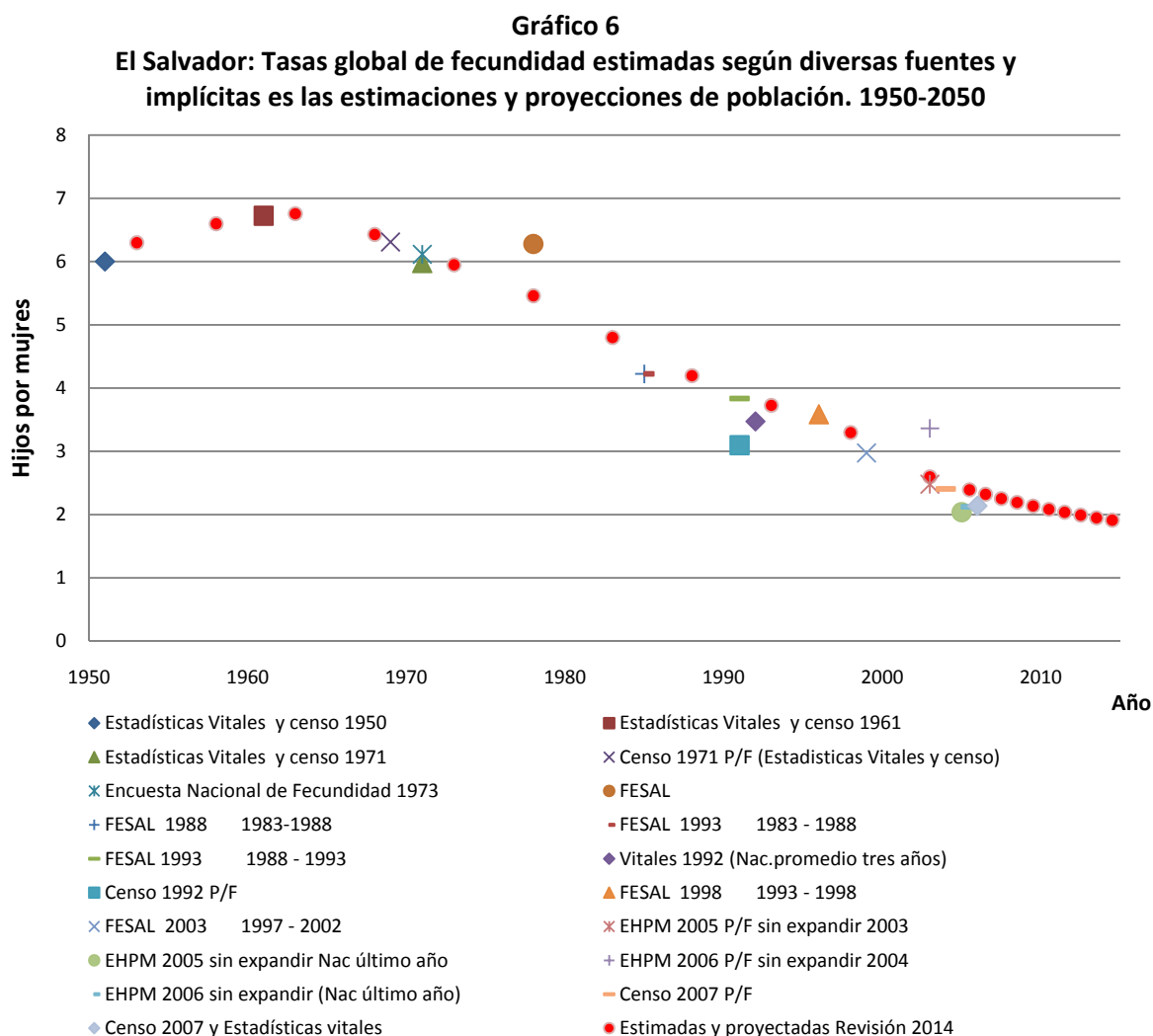
⁵ Representa la duración media de la vida de los individuos, que integran una cohorte hipotética de nacimientos, sometidos en todas las edades a los riesgos de mortalidad del período en estudio.

⁶ Centro Latinoamericano y Caribeño de población (CELADE) – División de Población de la CEPAL. Observatorio Demográfico No. 11. Proyecciones de población a largo plazo. Abril de 2011

⁷ Programa de proyecciones demográficas desarrollado en CELADE. Para mayores antecedentes ver: Peláez, Enrique; González, Leandro M. y Macadar, Daniel. Capítulo 7. Programas informáticos para proyecciones demográficas: revisión y comparación comentada. Serie e-Investigaciones No. 2. RED ALAP/CELADE de estimaciones y proyecciones de población. Estimaciones y proyecciones de población en América Latina. Desafíos de una agenda pendiente.

⁸ <http://esa.un.org/wpp/Model-Life-Tables/download-page.html>

fecundidad⁹, posteriormente se proyectaron utilizando una curva logística según los criterios establecidos en la proyección a largo plazo del CELADE¹⁰ (Gráfico 6).

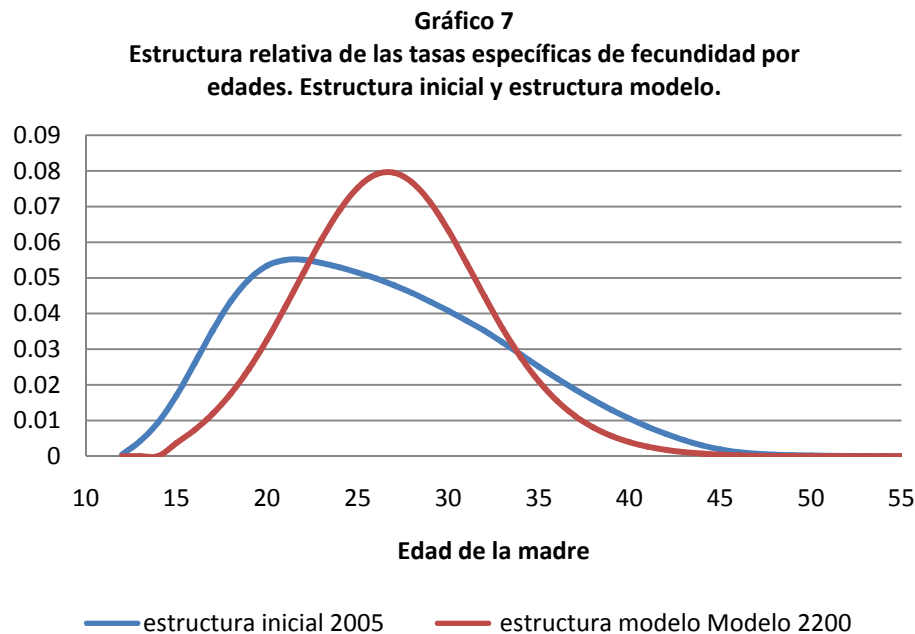


Para estimar la fecundidad por edades simples se utilizó la estructura de tasas específicas de fecundidad por edades simples de las madres resultantes del promedio de nacidos vivos entre los años 2006-2008 y la población femenina de 12 a 55 años censada en 2007 y trasladada al 30 de junio.

⁹ Es el número promedio de hijos que tendría una mujer de una cohorte hipotética de mujeres que durante su vida fértil tuvieran sus hijos de acuerdo con las tasas de fecundidad por edad del periodo de estudio y no estuvieran sometidas a riesgos de mortalidad desde el nacimiento hasta la finalización del periodo fértil.

¹⁰ CELADE (2011)

En esta oportunidad se optó por trabajar con tasas más allá del grupo de mujeres considerada fértil (15 a 49 años) con el objeto de visualizar en el período de estimación los nacimientos de mujeres muy jóvenes que se observan en las estadísticas vitales.¹¹(Gráfico 7)



La estructura elegida como modelo se caracteriza por presentar una fecundidad tardía y se proyectan las tasas específicas de fecundidad en base a los niveles de fecundidad anteriormente estimados y proyectados (tasa global de fecundidad). Como hipótesis de proyección se espera que la estructura modelo se alcance en el año 2200, este horizonte lejano implica un cambio lento entre la estructura inicial, estimada para 2005 hacia el modelo.

En el proceso de ajuste de la dinámica poblacional fue necesario ajustar los niveles de fecundidad anteriormente estimados y proyectados los cuales se presentan en el siguiente cuadro.

¹¹ DIGESTYC, base de datos de estadísticas vitales.

Cuadro 3
El Salvador: Tasas globales de fecundidad estimada y proyectada.
2005-2050

Período	Tasa Global de Fecundidad	Período	Tasa Global de Fecundidad	Período	Tasa Global de Fecundidad
2005-2006	2.39	2021-2022	1.72	2037-2038	1.77
2006-2007	2.32	2022-2023	1.70	2038-2039	1.77
2007-2008	2.25	2023-2024	1.70	2039-2040	1.78
2008-2009	2.19	2024-2025	1.71	2040-2041	1.78
2009-2010	2.14	2025-2026	1.71	2041-2042	1.78
2010-2011	2.08	2026-2027	1.72	2042-2043	1.79
2011-2012	2.04	2027-2028	1.72	2043-2044	1.79
2012-2013	1.99	2028-2029	1.73	2044-2045	1.80
2013-2014	1.95	2029-2030	1.73	2045-2046	1.80
2014-2015	1.91	2030-2031	1.74	2046-2047	1.81
2015-2016	1.87	2031-2032	1.74	2047-2048	1.81
2016-2017	1.84	2032-2033	1.74	2048-2049	1.81
2017-2018	1.81	2033-2034	1.75	2049-2050	1.82
2018-2019	1.79	2034-2035	1.75		
2019-2020	1.76	2035-2036	1.76		
2020-2021	1.74	2036-2037	1.76		

La hipótesis de evolución futura de la fecundidad supone un descenso según un comportamiento logístico y, una vez alcanzado el valor de 1,7 hijos por mujer, cambiaría su comportamiento hacia la alza de las tasas sin alcanzar el valor de reemplazo.

2.3 Revisión de la estimación y proyección de los saldos migratorios internacionales a nivel nacional.

Los saldos migratorios fueron estimados considerando el nuevo censo de población de los Estados Unidos, que publicó la población de origen salvadoreña y que ha presentado un aumento considerable respecto a los censados en 2000. La población de origen salvadoreña considera los inmigrantes salvadoreños y los hijos de salvadoreños nacidos en los Estados Unidos, por tanto no constituyen en una cifra de emigrantes desde El Salvador. Sin embargo como la cifra ha aumentado de manera importante se consideró que la crisis de los Estados Unidos no tuvo un gran impacto en los movimientos migratorios desde El Salvador a los Estados Unidos.

También se ha revisado la información disponible en IMILA y el estudio de salvadoreños en el exterior¹². La población nacida en El Salvador y censada en Estados Unidos en 2000 y la que identificó la encuesta *Current Population Survey de 2010* aumentó de 787.711 a 1.146.688 (Cuadro 4), siendo este país el principal destino de los migrantes salvadoreños. Este comportamiento es distinto a lo que se observó con migrantes de países como México a Estados Unidos por lo tanto este hecho estaría confirmando el menor impacto de la crisis de los Estados Unidos en los movimientos migratorios desde El Salvador a los Estados Unidos.

¹² CELADE, 2014. Estimación de migrantes salvadoreños en el exterior. Informe técnico preparado por el CELADE en el marco de un convenio de cooperación con el Fondo de Población de las Naciones Unidas, El Salvador. Su elaboración fue responsabilidad de Jorge Martínez Pizarro, Leandro Reboiras Finardi y Verónica Cano Christiny. Inédito

Cuadro 4
El Salvador: Población e índice de masculinidad de la población nacida en El Salvador y censada en otros países en las décadas de 2000 y 2010
(países seleccionados)

País de Presencia	Década del 2000			Década 2010		
	Año	Ambos sexos	Índice de Masculinidad (hombres por cada 100 mujeres)	Año	Ambos sexos	Índice de Masculinidad (hombres por cada 100 mujeres)
Costa Rica	2000	8 714	84.9	2011	9 424	82.2
Guatemala	2002	12 484	54.4			
Honduras	2001	6 291	81.2			
México	2000	5 786	80.2	2010	8 864	69.7
				2005	2 121	117.1
Panamá	2000	1 996	104.3	2010	2 448	4.6
Canadá	1996	40 180	106.3	2006	42 780	...
EEUU	2000	787 711	97.8	2010	1 146 688	100.1
España	2001	2 755	58.5	2011	8 784	60.4

Fuentes: Proyecto IMILA del CELADE.

España: Censo de Población y Vivienda 2001 y 2011, www.ine.es

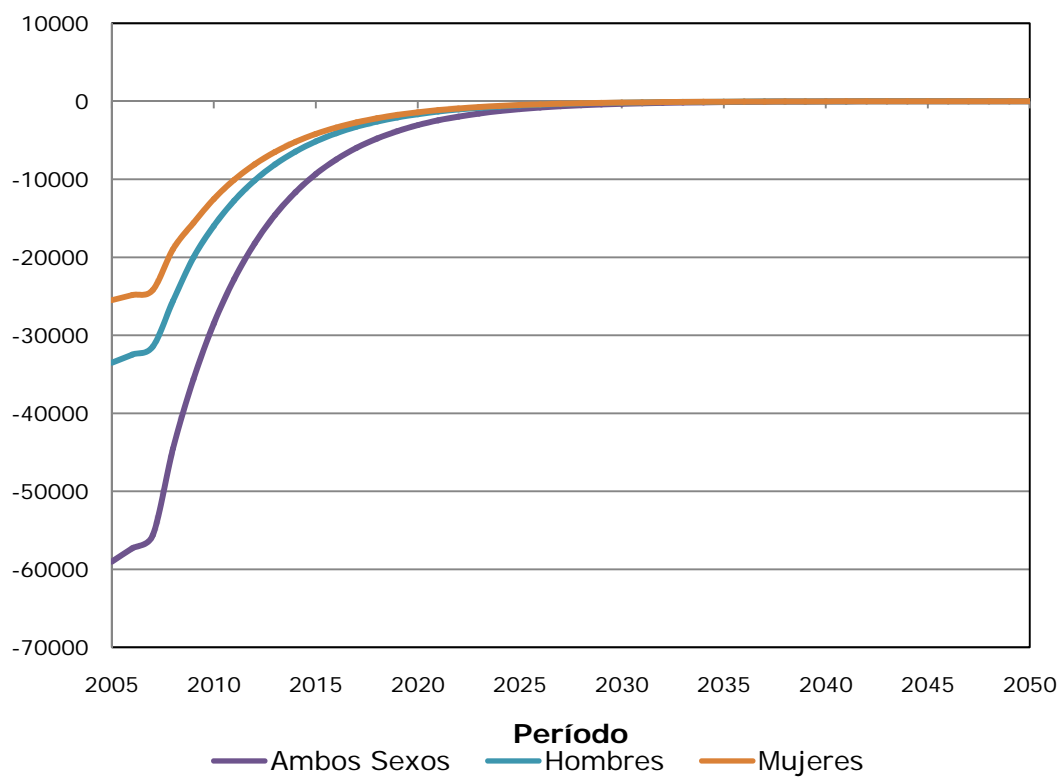
Canadá: Statistics Canada www.statcan.gc.ca

EEUU: Census Bureau. 2002 Population Census and Current Population Survey 2010

Las estimaciones de saldos migratorios para períodos anuales fue ajustado en base a los estimado anteriormente y a la nueva dinámica poblacional y se proyectó hacia un saldo cero en el período 2042-2043 y tendiendo a la igualdad de hombres y mujeres (índice de masculinidad pasa de 125 a 100 hombres por mujer entre los períodos de 2005-2006 y 2036-2037). (Gráfico 8)

Grafico 8

El Salvador: Saldo migratorio estimado y proyectado al final del período, de ambos sexos. 2005-2050



2.4 Resultados de las estimaciones y proyecciones a nivel nacional. Revisión 2014

El Salvador: Población e indicadores de estructura de la población estimados y proyectados 2005-2050.

Año	Población Total	Hombres	Mujeres	Indice de Masculinidad	Relaciones de Dependencia (<15, + 65 y más)/(15-64) por cien	Indice de Envejecimiento (60 y más/<15)	Edad media de la población
2005	6,049,408	2,874,928	3,174,480	90.6	71.8	25.9	27.4
2006	6,073,603	2,881,405	3,192,198	90.3	70.4	26.8	27.7
2007	6,097,389	2,887,898	3,209,491	90.0	68.8	27.8	27.9
2008	6,120,672	2,894,386	3,226,286	89.7	67.1	28.9	28.2
2009	6,153,255	2,905,797	3,247,458	89.5	65.2	30.1	28.4
2010	6,193,164	2,921,969	3,271,195	89.3	63.2	31.4	28.7
2011	6,239,084	2,941,636	3,297,448	89.2	61.3	32.8	29.0
2012	6,289,709	2,963,944	3,325,765	89.1	59.4	34.3	29.2
2013	6,344,069	2,988,519	3,355,550	89.1	57.7	35.8	29.5
2014	6,401,240	3,014,733	3,386,507	89.0	56.0	37.3	29.8
2015	6,460,271	3,042,036	3,418,235	89.0	54.7	38.8	30.0
2016	6,520,675	3,070,065	3,450,610	89.0	53.5	40.4	30.3
2017	6,581,940	3,098,633	3,483,307	89.0	52.4	41.8	30.6
2018	6,643,359	3,127,359	3,516,000	88.9	51.5	43.4	30.9
2019	6,704,864	3,156,272	3,548,592	88.9	50.7	44.9	31.2
2020	6,765,753	3,184,923	3,580,830	88.9	49.9	46.5	31.4
2021	6,825,935	3,213,278	3,612,657	88.9	49.4	48.0	31.7
2022	6,884,888	3,241,054	3,643,834	88.9	48.9	49.6	32.0
2023	6,942,799	3,268,250	3,674,549	88.9	48.5	51.3	32.3
2024	7,000,702	3,295,630	3,705,072	88.9	48.2	52.9	32.6
2025	7,057,892	3,322,639	3,735,253	89.0	47.9	54.6	32.9
2026	7,114,652	3,349,569	3,765,083	89.0	47.6	56.4	33.2
2027	7,170,393	3,376,049	3,794,344	89.0	47.4	58.2	33.5
2028	7,225,315	3,402,134	3,823,181	89.0	47.3	60.2	33.8
2029	7,278,792	3,427,611	3,851,181	89.0	47.1	62.2	34.1
2030	7,331,085	3,452,438	3,878,647	89.0	47.0	64.3	34.3
2031	7,381,861	3,476,570	3,905,291	89.0	47.0	66.4	34.6
2032	7,431,224	3,500,144	3,931,080	89.0	46.9	68.7	34.9
2033	7,479,108	3,522,988	3,956,120	89.1	46.9	71.0	35.2
2034	7,525,672	3,545,385	3,980,287	89.1	46.9	73.3	35.5
2035	7,570,721	3,567,032	4,003,689	89.1	46.9	75.7	35.8
2036	7,614,420	3,588,092	4,026,328	89.1	47.0	78.1	36.1
2037	7,656,503	3,608,419	4,048,084	89.1	47.1	80.5	36.4
2038	7,697,139	3,628,032	4,069,107	89.2	47.2	82.9	36.7
2039	7,736,198	3,646,935	4,089,263	89.2	47.4	85.4	37.0
2040	7,774,030	3,665,467	4,108,563	89.2	47.5	88.0	37.3
2041	7,810,356	3,683,175	4,127,181	89.2	47.6	90.7	37.6
2042	7,845,369	3,700,392	4,144,977	89.3	47.7	93.4	37.9
2043	7,879,124	3,717,154	4,161,970	89.3	47.9	96.3	38.2
2044	7,911,475	3,733,301	4,178,174	89.4	48.0	99.3	38.5
2045	7,942,902	3,749,014	4,193,888	89.4	48.2	102.5	38.8
2046	7,972,803	3,764,129	4,208,674	89.4	48.4	105.8	39.1
2047	8,001,497	3,778,665	4,222,832	89.5	48.7	109.3	39.4
2048	8,028,968	3,792,611	4,236,357	89.5	49.0	113.0	39.6
2049	8,055,055	3,805,966	4,249,089	89.6	49.4	117.0	39.9
2050	8,080,101	3,819,086	4,261,015	89.6	49.9	121.2	40.2

El Salvador: Indicadores seleccionados del crecimiento poblacional estimados y proyectados según períodos anuales. 2005-2050

Período	Tasa global de fecundidad (hijos por mujer)	Esperanza de vida al nacer			Tasa de mortalidad infantil (def. <1 año por mil nacidos vivos)	Tasa de crecimiento exponencial (por mil)	Tasa bruta de natalidad (por mil)	Tasa bruta de mortalidad (por mil)	Tasa neta de migración internacional (por mil)
		Ambos Sexos	Hombres	Mujeres					
2005-2006	2.39	71.0	66.0	75.5	21.5	4.0	20.4	6.7	-9.8
2006-2007	2.32	71.3	66.3	75.7	21.1	3.9	20.0	6.6	-9.4
2007-2008	2.25	71.4	66.5	75.8	20.9	3.8	19.6	6.6	-9.1
2008-2009	2.19	71.6	66.7	76.0	20.6	5.3	19.2	6.6	-7.3
2009-2010	2.14	71.7	66.8	76.2	20.5	6.5	19.0	6.7	-5.8
2010-2011	2.08	71.9	67.0	76.3	20.2	7.4	18.7	6.7	-4.6
2011-2012	2.04	72.1	67.2	76.6	19.9	8.1	18.5	6.7	-3.7
2012-2013	1.99	72.4	67.5	76.7	19.7	8.6	18.2	6.7	-2.9
2013-2014	1.95	72.6	67.7	76.9	19.4	9.0	18.0	6.7	-2.3
2014-2015	1.91	72.7	67.8	77.0	19.2	9.2	17.8	6.8	-1.8
2015-2016	1.87	72.9	67.9	77.3	19.0	9.3	17.6	6.8	-1.4
2016-2017	1.84	73.1	68.2	77.5	18.7	9.4	17.3	6.8	-1.1
2017-2018	1.81	73.2	68.3	77.6	18.6	9.3	17.1	6.9	-0.9
2018-2019	1.79	73.5	68.6	77.8	18.2	9.2	16.8	6.9	-0.7
2019-2020	1.76	73.6	68.7	77.9	18.1	9.0	16.6	6.9	-0.6
2020-2021	1.74	73.8	68.9	78.1	17.8	8.9	16.3	6.9	-0.5
2021-2022	1.72	73.9	69.1	78.2	17.7	8.6	16.0	7.0	-0.4
2022-2023	1.70	74.1	69.2	78.5	17.5	8.4	15.7	7.0	-0.3
2023-2024	1.70	74.3	69.5	78.6	17.2	8.3	15.6	7.0	-0.2
2024-2025	1.71	74.4	69.5	78.7	17.1	8.1	15.4	7.1	-0.2
2025-2026	1.71	74.6	69.9	78.9	16.8	8.0	15.3	7.1	-0.1
2026-2027	1.72	74.8	70.0	79.0	16.7	7.8	15.1	7.1	-0.1
2027-2028	1.72	75.0	70.2	79.3	16.4	7.6	14.9	7.1	-0.1
2028-2029	1.73	75.1	70.3	79.3	16.3	7.4	14.7	7.2	-0.1
2029-2030	1.73	75.3	70.5	79.6	16.1	7.2	14.5	7.2	-0.1
2030-2031	1.74	75.4	70.6	79.7	15.9	6.9	14.2	7.3	0.0
2031-2032	1.74	75.6	70.8	79.8	15.7	6.7	14.0	7.3	0.0
2032-2033	1.74	75.7	70.9	80.0	15.6	6.4	13.8	7.4	0.0
2033-2034	1.75	75.9	71.2	80.1	15.3	6.2	13.6	7.4	0.0
2034-2035	1.75	76.1	71.4	80.3	15.2	6.0	13.4	7.4	0.0
2035-2036	1.76	76.3	71.6	80.4	14.9	5.8	13.2	7.5	0.0
2036-2037	1.76	76.4	71.7	80.6	14.8	5.5	13.1	7.5	0.0
2037-2038	1.77	76.5	71.8	80.7	14.6	5.3	12.9	7.6	0.0
2038-2039	1.77	76.7	72.0	80.8	14.5	5.1	12.8	7.7	0.0
2039-2040	1.78	76.9	72.3	81.0	14.3	4.9	12.6	7.7	0.0
2040-2041	1.78	77.0	72.3	81.1	14.2	4.7	12.5	7.8	0.0
2041-2042	1.78	77.1	72.5	81.2	14.0	4.5	12.4	7.9	0.0
2042-2043	1.79	77.3	72.7	81.4	13.8	4.3	12.3	7.9	0.0
2043-2044	1.79	77.4	72.9	81.5	13.7	4.1	12.1	8.0	0.0
2044-2045	1.80	77.6	73.1	81.7	13.5	4.0	12.1	8.1	0.0
2045-2046	1.80	77.7	73.2	81.8	13.4	3.8	12.0	8.2	0.0
2046-2047	1.81	77.9	73.3	81.9	13.2	3.6	11.9	8.3	0.0
2047-2048	1.81	78.0	73.5	82.1	13.1	3.4	11.8	8.4	0.0
2048-2049	1.81	78.1	73.6	82.2	13.0	3.2	11.7	8.5	0.0
2049-2050	1.82	78.3	73.9	82.3	12.8	3.1	11.7	8.6	0.0

El Salvador: Estimaciones y proyecciones de la población de ambos sexos por años calendario y edades simples. 2005-2050.

Edad	2005	2006	2007	2008	2009	2010	2011	2012	2013	2014	2015	2016
Total	6,049,408	6,073,603	6,097,389	6,120,672	6,153,255	6,193,164	6,239,084	6,289,709	6,344,069	6,401,240	6,460,271	6,520,675
0-4	662,443	643,778	627,365	611,646	597,157	583,943	576,803	571,248	567,126	564,119	561,816	559,887
0	128,184	121,285	119,103	117,204	115,707	114,613	113,831	113,271	112,847	112,499	112,144	111,759
1	129,749	127,438	120,596	118,442	116,584	115,120	114,059	113,304	112,768	112,364	112,035	111,697
2	132,033	129,474	127,172	120,341	118,218	116,384	114,939	113,894	113,153	112,628	112,231	111,910
3	134,310	131,762	129,209	126,913	120,119	118,025	116,214	114,788	113,760	113,031	112,516	112,128
4	138,167	133,819	131,285	128,746	126,529	119,801	117,760	115,991	114,598	113,597	112,890	112,393
5-9	740,205	723,703	704,320	684,743	666,320	650,900	633,662	618,691	604,363	590,990	578,687	572,274
5	142,393	137,597	133,265	130,746	128,305	126,165	119,503	117,512	115,784	114,423	113,449	112,762
6	146,676	141,751	136,974	132,661	130,253	127,900	125,833	119,230	117,287	115,595	114,264	113,315
7	149,127	145,981	141,077	136,319	132,130	129,820	127,545	125,541	118,991	117,089	115,429	114,125
8	150,662	148,397	145,272	140,390	135,764	131,678	129,450	127,243	125,292	118,786	116,920	115,286
9	151,347	149,977	147,732	144,627	139,868	135,337	131,331	129,165	127,009	125,097	118,625	116,786
10-14	734,457	741,623	744,047	741,692	735,511	724,631	709,929	692,550	675,110	658,398	644,362	628,237
10	151,278	150,686	149,334	147,107	144,120	139,454	134,999	131,053	128,936	126,818	124,938	118,493
11	150,311	150,593	150,019	148,686	146,579	143,687	139,100	134,708	130,813	128,735	126,651	124,795
12	148,163	149,549	149,851	149,296	148,096	146,095	143,289	138,771	134,436	130,587	128,545	126,491
13	144,646	147,259	148,669	148,992	148,593	147,518	145,617	142,894	138,443	134,162	130,357	128,349
14	140,059	143,536	146,174	147,611	148,123	147,877	146,924	145,124	142,482	138,096	133,871	130,109
15-19	622,060	637,930	655,380	672,967	690,049	704,624	715,322	721,487	722,897	719,759	711,346	698,660
15	134,781	138,682	142,192	144,861	146,527	147,229	147,133	146,302	144,603	142,041	137,722	133,552
16	129,297	133,116	137,056	140,603	143,546	145,438	146,321	146,371	145,659	144,056	141,573	137,320
17	123,993	127,366	131,231	135,214	139,075	142,277	144,376	145,426	145,612	145,010	143,496	141,088
18	119,198	121,854	125,277	129,190	133,520	137,666	141,094	143,373	144,572	144,878	144,372	142,939
19	114,791	116,912	119,624	123,099	127,381	132,014	136,398	140,015	142,451	143,774	144,183	143,761
20-24	516,394	522,217	530,193	540,408	554,625	572,507	593,551	616,753	640,429	662,386	680,843	694,669
20	110,541	112,421	114,602	117,370	121,226	125,821	130,698	135,276	139,050	141,614	143,039	143,532
21	106,445	108,136	110,077	112,316	115,472	119,644	124,486	129,557	134,291	138,189	140,853	142,362
22	102,760	104,032	105,785	107,786	110,413	113,886	118,305	123,340	128,563	133,419	137,412	140,155
23	99,653	100,354	101,690	103,501	105,889	108,832	112,551	117,161	122,347	127,687	132,634	136,701
24	96,995	97,274	98,039	99,435	101,625	104,324	107,511	111,419	116,178	121,477	126,905	131,919
25-29	453,256	452,279	452,280	453,608	458,164	465,965	476,807	490,470	506,883	526,004	547,691	571,675
25	94,616	94,662	95,004	95,829	97,597	100,092	103,027	106,400	110,453	115,323	120,706	126,197
26	92,425	92,344	92,455	92,856	94,042	96,105	98,830	101,943	105,459	109,620	114,570	120,012
27	90,449	90,232	90,213	90,381	91,132	92,601	94,883	97,780	101,029	104,650	108,890	113,896
28	88,683	88,349	88,192	88,230	88,730	89,750	91,430	93,875	96,902	100,250	103,946	108,241
29	87,083	86,692	86,416	86,312	86,663	87,417	88,637	90,472	93,040	96,161	99,579	103,329
30-34	412,000	412,133	411,517	410,505	410,620	412,089	415,032	419,550	425,905	434,451	445,367	458,616
30	85,619	85,213	84,875	84,652	84,841	85,426	86,368	87,735	89,686	92,343	95,530	98,997
31	84,176	83,874	83,518	83,229	83,278	83,684	84,443	85,522	86,998	89,034	91,752	94,986
32	82,605	82,553	82,297	81,986	81,948	82,197	82,764	83,649	84,829	86,384	88,479	91,241
33	80,792	81,099	81,089	80,873	80,794	80,937	81,334	82,017	82,995	84,249	85,858	87,996
34	78,808	79,394	79,738	79,765	79,759	79,845	80,123	80,627	81,397	82,441	83,748	85,396
35-39	363,036	367,593	371,831	375,517	379,090	382,271	385,004	387,421	389,844	392,713	396,379	401,059
35	76,757	77,507	78,126	78,501	78,720	78,866	79,075	79,451	80,035	80,867	81,960	83,304
36	74,704	75,539	76,319	76,966	77,516	77,873	78,134	78,434	78,884	79,528	80,404	81,532
37	72,628	73,553	74,416	75,221	76,031	76,708	77,171	77,517	77,888	78,393	79,080	79,990
38	70,529	71,529	72,479	73,367	74,326	75,253	76,031	76,574	76,986	77,410	77,956	78,676
39	68,418	69,465	70,491	71,462	72,497	73,571	74,593	75,445	76,051	76,515	76,979	77,557
40-44	310,655	315,988	321,418	326,881	332,890	339,210	345,697	352,138	358,272	363,810	368,590	372,618
40	66,307	67,377	68,446	69,493	70,608	71,753	72,918	74,013	74,925	75,580	76,083	76,579
41	64,205	65,276	66,368	67,457	68,644	69,866	71,100	72,336	73,487	74,447	75,139	75,673
42	62,114	63,182	64,275	65,385	66,612	67,901	69,211	70,513	71,803	72,999	73,994	74,715
43	60,038	61,104	62,194	63,305	64,547	65,874	67,245	68,620	69,975	71,307	72,536	73,558
44	57,991	59,049	60,135	61,241	62,479	63,816	65,223	66,656	68,082	69,477	70,838	72,093

Fuente: Ministerio de Economía, Dirección General de Estadística y Censos.

El Salvador: Estimaciones y proyecciones de la población de ambos sexos por años calendario y edades simples. 2005-2050.

Edad	2005	2006	2007	2008	2009	2010	2011	2012	2013	2014	2015	2016
45-49	262,300	266,507	271,286	276,509	282,457	288,917	295,789	302,993	310,440	318,006	325,570	333,036
45	55,974	57,028	58,106	59,207	60,435	61,763	63,175	64,640	66,120	67,583	69,006	70,390
46	54,040	55,045	56,116	57,209	58,423	59,737	61,134	62,600	64,111	65,625	67,113	68,557
47	52,267	53,144	54,166	55,252	56,450	57,743	59,124	60,572	62,079	63,621	65,157	66,664
48	50,709	51,407	52,302	53,336	54,520	55,792	57,146	58,573	60,060	61,595	63,158	64,711
49	49,310	49,883	50,596	51,505	52,629	53,882	55,210	56,608	58,070	59,582	61,136	62,714
50-54	226,607	229,479	232,337	235,332	239,037	243,531	248,843	254,886	261,528	268,580	275,901	283,430
50	47,996	48,511	49,099	49,824	50,819	52,006	53,310	54,679	56,109	57,595	59,124	60,690
51	46,691	47,215	47,744	48,345	49,151	50,204	51,438	52,779	54,177	55,630	57,130	58,671
52	45,365	45,921	46,459	47,000	47,677	48,388	49,137	50,004	52,272	53,689	55,156	56,666
53	43,982	44,603	45,174	45,721	46,333	47,064	47,967	49,099	50,390	51,777	53,205	54,681
54	42,573	43,229	43,861	44,442	45,057	45,719	46,491	47,425	48,580	49,889	51,286	52,722
55-59	192,865	195,773	198,873	202,083	205,558	209,168	212,863	216,668	220,722	225,244	230,362	236,133
55	41,181	41,829	42,496	43,137	43,782	44,442	45,144	45,946	46,905	48,076	49,395	50,799
56	39,834	40,448	41,108	41,781	42,483	43,170	43,869	44,599	45,425	46,400	47,581	48,907
57	38,531	39,113	39,738	40,404	41,133	41,875	42,596	43,324	44,078	44,919	45,905	47,093
58	37,272	37,819	38,411	39,042	39,761	40,527	41,303	42,050	42,799	43,569	44,420	45,414
59	36,047	36,564	37,120	37,719	38,399	39,154	39,951	40,749	41,515	42,280	43,061	43,920
60-64	162,680	164,797	167,142	169,681	172,588	175,800	179,317	183,101	187,078	191,144	195,220	199,276
60	34,838	35,337	35,862	36,424	37,070	37,784	38,567	39,386	40,201	40,982	41,756	42,544
61	33,646	34,121	34,629	35,160	35,766	36,445	37,186	37,988	38,824	39,651	40,439	41,220
62	32,492	32,924	33,409	33,920	34,494	35,130	35,835	36,595	37,412	38,260	39,091	39,886
63	31,388	31,764	32,205	32,694	33,246	33,850	34,511	35,234	36,008	36,834	37,687	38,523
64	30,316	30,651	31,037	31,483	32,012	32,591	33,218	33,898	34,633	35,417	36,247	37,103
65-69	134,940	136,848	138,647	140,416	142,426	144,722	147,315	150,189	153,315	156,662	160,195	163,933
65	29,257	29,569	29,914	30,304	30,788	31,344	31,945	32,590	33,281	34,027	34,813	35,646
66	28,181	28,498	28,820	29,171	29,597	30,106	30,682	31,300	31,956	32,656	33,404	34,193
67	27,054	27,414	27,741	28,068	28,453	28,901	29,430	30,020	30,650	31,312	32,014	32,764
68	25,851	26,284	26,652	26,982	27,341	27,746	28,213	28,755	29,353	29,990	30,651	31,356
69	24,597	25,083	25,520	25,891	26,247	26,625	27,045	27,524	28,075	28,677	29,313	29,974
70-74	103,699	106,462	109,095	111,561	113,911	116,128	118,257	120,339	122,465	124,741	127,212	129,905
70	23,329	23,836	24,324	24,760	25,152	25,523	25,915	26,344	26,831	27,385	27,985	28,619
71	22,057	22,575	23,084	23,569	24,019	24,420	24,802	25,202	25,637	26,126	26,676	27,276
72	20,765	21,310	21,828	22,331	22,823	23,277	23,686	24,073	24,478	24,915	25,401	25,948
73	19,443	20,025	20,567	21,078	21,584	22,075	22,532	22,942	23,332	23,738	24,171	24,654
74	18,105	18,716	19,292	19,823	20,333	20,833	21,322	21,778	22,187	22,577	22,979	23,408
75-79	71,392	73,927	76,665	79,461	82,219	84,860	87,401	89,849	92,204	94,453	96,576	98,617
75	16,764	17,386	17,988	18,550	19,075	19,576	20,072	20,556	21,008	21,415	21,800	22,198
76	15,450	16,049	16,658	17,244	17,795	18,307	18,801	19,289	19,767	20,213	20,612	20,993
77	14,198	14,730	15,315	15,903	16,474	17,008	17,510	17,993	18,473	18,941	19,376	19,770
78	13,032	13,468	13,986	14,549	15,118	15,668	16,187	16,676	17,148	17,616	18,069	18,496
79	11,948	12,294	12,718	13,215	13,757	14,301	14,831	15,335	15,808	16,268	16,719	17,160
80-84	41,726	43,346	45,500	47,750	50,028	52,273	54,333	56,541	58,810	61,063	63,234	65,344
80	10,375	11,202	11,539	11,945	12,421	12,935	13,459	13,968	14,454	14,911	15,351	15,788
81	9,140	9,662	10,445	10,766	11,153	11,604	12,094	12,594	13,081	13,547	13,983	14,407
82	8,080	8,451	8,946	9,678	9,983	10,347	10,776	11,242	11,717	12,181	12,621	13,039
83	7,231	7,422	7,775	8,237	8,918	9,204	9,550	9,955	10,396	10,846	11,281	11,700
84	6,900	6,609	6,795	7,124	7,553	8,183	8,454	8,782	9,162	9,578	9,998	10,410
85 y más	38,693	39,220	39,493	39,912	40,605	41,625	43,159	44,835	46,678	48,717	50,920	53,306

Fuente: Ministerio de Economía, Dirección General de Estadística y Censos.

El Salvador: Estimaciones y proyecciones de la población de ambos sexos por años calendario y edades simples. 2005-2050.

Edad	2017	2018	2019	2020	2021	2022	2023	2024	2025	2026	2027	2028	2029
Total	6,581,940	6,643,359	6,704,864	6,765,753	6,825,935	6,884,888	6,942,799	7,000,702	7,057,892	7,114,652	7,170,393	7,225,315	7,278,792
0-4	558,039	556,038	553,716	550,936	547,620	543,713	539,414	535,884	533,038	530,837	529,246	528,053	526,093
0	111,299	110,734	110,075	109,274	108,355	107,307	106,359	106,469	106,360	106,092	105,661	105,115	104,460
1	111,328	110,883	110,335	109,690	108,904	107,999	106,964	106,032	106,149	106,051	105,793	105,373	104,836
2	111,579	111,215	110,775	110,230	109,589	108,807	107,904	106,873	105,943	106,063	105,966	105,709	105,291
3	111,814	111,489	111,130	110,693	110,153	109,516	108,735	107,836	106,807	105,879	106,000	105,906	105,649
4	112,019	111,717	111,401	111,049	110,619	110,084	109,452	108,674	107,779	106,752	105,826	105,950	105,857
5-9	567,307	563,657	561,031	559,039	557,368	555,727	553,902	551,728	549,076	545,869	542,054	537,840	534,376
5	112,284	111,922	111,631	111,324	110,980	110,555	110,025	109,398	108,623	107,731	106,707	105,783	105,909
6	112,647	112,183	111,834	111,554	111,255	110,917	110,498	109,973	109,349	108,579	107,689	106,667	105,745
7	113,197	112,546	112,095	111,757	111,487	111,194	110,863	110,449	109,927	109,307	108,539	107,652	106,632
8	114,006	113,096	112,458	112,018	111,691	111,427	111,140	110,815	110,404	109,887	109,269	108,504	107,618
9	115,173	113,910	113,013	112,386	111,955	111,634	111,376	111,093	110,773	110,365	109,850	109,234	108,472
10-14	614,163	600,556	587,771	575,948	569,910	565,243	561,833	559,406	557,568	556,024	554,495	552,761	550,659
10	116,674	115,077	113,828	112,941	112,323	111,898	111,583	111,330	111,050	110,734	110,329	109,815	109,200
11	118,374	116,572	114,989	113,751	112,873	112,263	111,842	111,533	111,284	111,007	110,695	110,292	109,779
12	124,657	118,258	116,471	114,902	113,673	112,804	112,200	111,784	111,479	111,234	110,960	110,651	110,250
13	126,323	124,511	118,134	116,362	114,805	113,586	112,725	112,128	111,716	111,416	111,174	110,904	110,597
14	128,135	126,138	124,349	117,992	116,236	114,692	113,483	112,631	112,039	111,633	111,337	111,099	110,833
15-19	682,932	666,840	651,244	638,101	622,714	609,240	596,135	583,770	572,307	566,542	562,092	558,866	556,579
15	129,834	127,894	125,927	124,160	117,826	116,087	114,555	113,357	112,513	111,929	111,527	111,237	111,002
16	133,204	129,531	127,625	125,686	123,942	117,632	115,908	114,390	113,204	112,369	111,791	111,396	111,109
17	136,898	132,833	129,204	127,330	125,419	123,698	117,412	115,704	114,198	113,024	112,197	111,627	111,238
18	140,598	136,467	132,450	128,861	127,017	125,131	123,430	117,171	115,478	113,985	112,822	112,004	111,439
19	142,398	140,115	136,038	132,064	128,510	126,692	124,830	123,148	116,914	115,235	113,755	112,602	111,791
20-24	703,384	706,877	705,480	698,538	687,104	672,450	657,270	642,455	629,945	615,123	602,122	589,438	577,441
20	143,181	141,877	139,646	135,614	131,679	128,156	126,363	124,522	122,855	116,647	114,980	113,513	112,368
21	142,924	142,629	141,377	139,188	135,196	131,294	127,800	126,030	124,205	122,554	116,371	114,715	113,259
22	141,730	142,347	142,101	140,889	138,736	134,780	130,907	127,442	125,688	123,882	122,243	116,084	114,439
23	139,506	141,131	141,795	141,587	140,409	138,287	134,362	130,519	127,074	125,339	123,547	121,922	115,785
24	136,043	138,893	140,561	141,260	141,084	139,933	137,838	133,942	130,123	126,701	124,981	123,204	121,590
25-29	597,142	622,553	645,871	665,424	680,171	689,678	693,882	693,138	686,809	675,985	661,913	647,275	632,934
25	131,261	135,425	138,312	140,012	140,738	140,586	139,459	137,390	133,517	129,724	126,321	124,616	122,851
26	125,549	130,647	134,842	137,753	139,478	140,224	140,093	138,989	136,938	133,091	129,318	125,936	124,242
27	119,381	124,947	130,070	134,282	137,212	138,954	139,716	139,603	138,515	136,486	132,660	128,909	125,544
28	113,288	118,799	124,384	129,520	133,744	136,686	138,438	139,216	139,115	138,045	136,033	132,228	128,497
29	107,663	112,735	118,263	123,857	128,999	133,228	136,176	137,940	138,724	138,639	137,581	135,586	131,800
30-34	474,137	491,933	512,072	534,469	558,925	584,668	610,235	633,653	653,290	668,152	677,817	682,241	681,749
30	102,787	107,145	112,234	117,768	123,365	128,507	132,737	135,692	137,459	138,254	138,178	137,133	135,150
31	98,489	102,303	106,679	111,774	117,310	122,903	128,042	132,272	135,226	136,999	137,800	137,733	136,698
32	94,509	98,034	101,864	106,247	111,344	116,875	122,463	127,598	131,821	134,778	136,553	137,360	137,298
33	90,788	94,076	97,617	101,454	105,840	110,934	116,457	122,039	127,163	131,383	134,336	136,115	136,925
34	87,564	90,375	93,678	97,226	101,066	105,449	110,536	116,052	121,621	126,738	130,950	133,900	135,678
35-39	406,945	414,348	423,684	435,176	448,824	464,578	482,487	502,621	524,915	549,199	574,720	600,055	623,246
35	84,981	87,167	89,993	93,303	96,854	100,692	105,070	110,151	115,653	121,212	126,318	130,523	133,468
36	82,904	84,601	86,801	89,635	92,948	96,497	100,332	104,705	109,773	115,265	120,810	125,906	130,101
37	81,145	82,535	84,248	86,457	89,295	92,606	96,154	99,984	104,348	109,407	114,885	120,418	125,500
38	79,612	80,786	82,193	83,915	86,131	88,970	92,278	95,822	99,645	104,002	109,048	114,514	120,032
39	78,303	79,259	80,449	81,866	83,596	85,813	88,653	91,959	95,496	99,313	103,659	108,694	114,145
40-44	376,093	379,365	382,916	387,118	392,219	398,414	406,029	415,490	427,016	440,627	456,281	474,039	493,946
40	77,182	77,948	78,921	80,121	81,547	83,281	85,499	88,339	91,638	95,170	98,977	103,314	108,336
41	76,194	76,817	77,601	78,585	79,795	81,225	82,963	85,181	88,017	91,310	94,833	98,635	102,958
42	75,276	75,816	76,456	77,253	78,246	79,462	80,896	82,636	84,852	87,684	90,971	94,487	98,275
43	74,304	74,884	75,441	76,093	76,902	77,901	79,121	80,560	82,297	84,512	87,339	90,620	94,124
44	73,137	73,900	74,497	75,066	75,729	76,545	77,550	78,774	80,212	81,951	84,161	86,983	90,253

Fuente: Ministerio de Economía, Dirección General de Estadística y Censos.

El Salvador: Estimaciones y proyecciones de la población de ambos sexos por años calendario y edades simples. 2005-2050.

Edad	2017	2018	2019	2020	2021	2022	2023	2024	2025	2026	2027	2028	2029
45-49	340,258	347,014	353,063	358,269	362,664	366,439	369,971	373,735	378,091	383,297	389,551	397,181	406,586
45	71,665	72,725	73,502	74,110	74,692	75,361	76,183	77,194	78,418	79,858	81,594	83,802	86,616
46	69,958	71,246	72,319	73,106	73,725	74,313	74,990	75,818	76,830	78,056	79,495	81,230	83,432
47	68,124	69,536	70,835	71,916	72,712	73,338	73,933	74,616	75,446	76,462	77,687	79,127	80,857
48	66,231	67,700	69,123	70,427	71,515	72,316	72,948	73,551	74,236	75,070	76,088	77,314	78,750
49	64,280	65,807	67,284	68,710	70,020	71,111	71,917	72,556	73,161	73,851	74,687	75,708	76,931
50-54	291,141	298,953	306,796	314,563	322,186	329,515	336,360	342,494	347,775	352,259	356,129	359,761	363,591
50	62,279	63,850	65,384	66,864	68,294	69,605	70,698	71,510	72,152	72,763	73,454	74,294	75,313
51	60,246	61,840	63,416	64,950	66,435	67,864	69,175	70,272	71,085	71,733	72,347	73,041	73,881
52	58,215	59,793	61,391	62,967	64,502	65,987	67,414	68,728	69,822	70,640	71,291	71,909	72,604
53	56,197	57,749	59,330	60,927	62,504	64,036	65,520	66,947	68,257	69,353	70,173	70,829	71,448
54	54,204	55,721	57,275	58,855	60,451	62,023	63,553	65,037	66,459	67,770	68,864	69,688	70,345
55-59	242,500	249,351	256,533	263,924	271,476	279,164	286,931	294,707	302,391	309,933	317,185	323,981	330,067
55	52,239	53,722	55,241	56,792	58,371	59,962	61,531	63,059	64,537	65,959	67,266	68,363	69,185
56	50,315	51,755	53,240	54,756	56,304	57,878	59,466	61,032	62,551	64,029	65,446	66,753	67,846
57	48,422	49,830	51,271	52,752	54,267	55,809	57,378	58,963	60,519	62,037	63,509	64,925	66,225
58	46,606	47,934	49,343	50,780	52,258	53,767	55,304	56,868	58,445	59,998	61,508	62,978	64,387
59	44,918	46,110	47,438	48,844	50,276	51,748	53,252	54,785	56,339	57,910	59,456	60,962	62,424
60-64	203,360	207,602	212,254	217,429	223,197	229,493	236,246	243,295	250,523	257,906	265,418	273,012	280,589
60	43,410	44,407	45,601	46,924	48,326	49,751	51,218	52,715	54,239	55,787	57,350	58,890	60,388
61	42,015	42,881	43,880	45,071	46,389	47,784	49,202	50,663	52,150	53,667	55,207	56,763	58,293
62	40,671	41,468	42,337	43,333	44,521	45,830	47,219	48,631	50,080	51,561	53,068	54,602	56,145
63	39,322	40,107	40,908	41,774	42,768	43,948	45,252	46,634	48,033	49,477	50,947	52,448	53,968
64	37,942	38,739	39,528	40,327	41,193	42,180	43,355	44,652	46,021	47,414	48,846	50,309	51,795
65-69	167,862	171,903	175,998	180,074	184,118	188,156	192,345	196,908	201,937	207,532	213,615	220,132	226,904
65	36,503	37,339	38,138	38,925	39,723	40,584	41,567	42,736	44,020	45,382	46,763	48,187	49,635
66	35,025	35,879	36,716	37,510	38,296	39,090	39,947	40,926	42,082	43,360	44,707	46,080	47,489
67	33,552	34,380	35,232	36,064	36,855	37,637	38,427	39,280	40,249	41,398	42,664	44,001	45,357
68	32,104	32,886	33,713	34,558	35,386	36,169	36,949	37,734	38,579	39,543	40,679	41,935	43,255
69	30,678	31,419	32,199	33,017	33,858	34,676	35,455	36,232	37,007	37,849	38,802	39,929	41,168
70-74	132,816	135,908	139,189	142,617	146,222	149,976	153,844	157,752	161,635	165,500	169,359	173,378	177,711
70	29,279	29,976	30,714	31,485	32,297	33,127	33,939	34,713	35,479	36,251	37,083	38,030	39,141
71	27,906	28,558	29,252	29,981	30,745	31,546	32,368	33,172	33,935	34,697	35,459	36,287	37,218
72	26,544	27,165	27,815	28,498	29,220	29,972	30,764	31,578	32,368	33,125	33,877	34,634	35,450
73	25,198	25,785	26,402	27,042	27,717	28,426	29,169	29,951	30,750	31,532	32,278	33,025	33,768
74	23,889	24,424	25,006	25,611	26,243	26,905	27,604	28,338	29,103	29,895	30,662	31,402	32,134
75-79	100,621	102,641	104,799	107,120	109,631	112,312	115,170	118,185	121,317	124,623	128,059	131,618	135,180
75	22,625	23,096	23,627	24,196	24,793	25,413	26,065	26,755	27,471	28,227	29,002	29,761	30,484
76	21,388	21,806	22,273	22,793	23,353	23,937	24,547	25,188	25,861	26,567	27,305	28,070	28,810
77	20,146	20,533	20,947	21,404	21,915	22,460	23,034	23,633	24,255	24,918	25,607	26,333	27,076
78	18,885	19,252	19,635	20,037	20,486	20,983	21,518	22,080	22,660	23,271	23,914	24,592	25,295
79	17,577	17,954	18,317	18,690	19,084	19,519	20,006	20,529	21,070	21,640	22,231	22,862	23,515
80-84	67,398	69,371	71,287	73,108	74,883	76,613	78,389	80,277	82,280	84,457	86,768	89,239	91,803
80	16,217	16,619	16,989	17,340	17,706	18,086	18,511	18,986	19,488	20,018	20,567	21,145	21,751
81	14,829	15,239	15,632	15,987	16,330	16,682	17,053	17,467	17,920	18,410	18,920	19,456	20,007
82	13,446	13,847	14,245	14,619	14,964	15,293	15,636	15,996	16,390	16,831	17,299	17,795	18,305
83	12,099	12,484	12,870	13,247	13,607	13,936	14,255	14,587	14,928	15,312	15,732	16,186	16,655
84	10,807	11,182	11,551	11,915	12,276	12,616	12,934	13,241	13,554	13,886	14,250	14,657	15,085
85 y más	55,842	58,449	61,160	63,900	66,703	69,509	72,356	75,204	77,979	80,787	83,569	86,445	89,338

Fuente: Ministerio de Economía, Dirección General de Estadística y Censos.

El Salvador: Estimaciones y proyecciones de la población de ambos sexos por años calendario y edades simples. 2005-2050.

Edad	2030	2031	2032	2033	2034	2035	2036	2037	2038	2039	2040
Total	7,331,085	7,381,861	7,431,224	7,479,108	7,525,672	7,570,721	7,614,420	7,656,503	7,697,139	7,736,198	7,774,030
0-4	523,521	520,436	516,969	513,226	509,329	505,351	501,388	497,493	493,728	490,130	486,751
0	103,737	102,956	102,146	101,322	100,513	99,712	98,944	98,208	97,517	96,875	96,296
1	104,193	103,479	102,708	101,908	101,094	100,294	99,503	98,742	98,014	97,331	96,697
2	104,757	104,115	103,403	102,634	101,835	101,023	100,225	99,435	98,675	97,948	97,267
3	105,233	104,699	104,058	103,349	102,581	101,783	100,972	100,175	99,386	98,627	97,901
4	105,601	105,187	104,654	104,013	103,306	102,539	101,744	100,933	100,136	99,349	98,590
5-9	531,590	529,434	527,890	526,736	524,814	522,276	519,224	515,794	512,092	508,229	504,283
5	105,817	105,562	105,150	104,617	103,977	103,271	102,505	101,711	100,902	100,105	99,318
6	105,873	105,781	105,528	105,117	104,584	103,945	103,240	102,476	101,682	100,874	100,078
7	105,712	105,840	105,749	105,498	105,088	104,555	103,916	103,213	102,451	101,657	100,849
8	106,600	105,681	105,811	105,721	105,470	105,061	104,528	103,891	103,189	102,427	101,633
9	107,588	106,570	105,652	105,783	105,695	105,444	105,035	104,503	103,868	103,166	102,405
10-14	548,070	544,912	541,140	536,964	533,535	530,778	528,645	527,119	525,982	524,084	521,571
10	108,441	107,558	106,542	105,624	105,755	105,669	105,418	105,011	104,479	103,844	103,143
11	109,166	108,408	107,526	106,512	105,595	105,726	105,640	105,390	104,985	104,454	103,819
12	109,737	109,127	108,370	107,490	106,477	105,561	105,692	105,607	105,359	104,954	104,425
13	110,198	109,688	109,079	108,322	107,446	106,434	105,518	105,649	105,566	105,320	104,916
14	110,528	110,131	109,623	109,016	108,262	107,388	106,377	105,462	105,593	105,512	105,268
15-19	554,864	553,420	551,981	550,321	548,292	545,766	542,672	538,960	534,839	531,450	528,734
15	110,740	110,438	110,043	109,538	108,933	108,182	107,310	106,301	105,387	105,519	105,440
16	110,879	110,620	110,323	109,931	109,429	108,826	108,078	107,208	106,202	105,289	105,423
17	110,956	110,729	110,476	110,180	109,793	109,294	108,695	107,950	107,082	106,079	105,168
18	111,056	110,779	110,556	110,307	110,016	109,632	109,136	108,541	107,799	106,934	105,934
19	111,233	110,854	110,583	110,365	110,121	109,832	109,453	108,960	108,369	107,629	106,769
20-24	566,304	560,760	556,504	553,433	551,291	549,699	548,370	547,033	545,467	543,524	541,088
20	111,563	111,012	110,639	110,373	110,159	109,919	109,635	109,259	108,770	108,181	107,446
21	112,121	111,323	110,780	110,411	110,151	109,940	109,705	109,424	109,052	108,566	107,981
22	112,992	111,862	111,072	110,534	110,171	109,915	109,709	109,478	109,200	108,831	108,350
23	114,152	112,712	111,591	110,807	110,277	109,918	109,667	109,465	109,237	108,962	108,598
24	115,476	113,851	112,422	111,308	110,533	110,007	109,654	109,407	109,208	108,984	108,713
25-29	620,833	606,403	593,749	581,383	569,697	558,849	553,510	549,426	546,501	544,471	542,994
25	121,247	115,157	113,542	112,122	111,018	110,248	109,727	109,379	109,137	108,940	108,722
26	122,489	120,895	114,829	113,223	111,815	110,717	109,954	109,438	109,095	108,856	108,665
27	123,863	122,120	120,535	114,492	112,899	111,499	110,409	109,653	109,141	108,801	108,568
28	125,147	123,478	121,747	120,171	114,154	112,569	111,179	110,096	109,345	108,837	108,504
29	128,087	124,753	123,096	121,375	119,811	113,816	112,241	110,860	109,783	109,037	108,535
30-34	675,740	665,266	651,582	637,315	623,341	611,559	597,478	585,134	573,065	561,639	551,057
30	131,381	127,687	124,368	122,722	121,013	119,456	113,486	111,920	110,545	109,474	108,736
31	134,727	130,975	127,299	123,995	122,360	120,660	119,113	113,164	111,605	110,237	109,174
32	136,273	134,313	130,578	126,919	123,630	122,006	120,316	118,775	112,847	111,295	109,938
33	136,868	135,852	133,903	130,185	126,543	123,269	121,654	119,973	118,439	112,531	110,990
34	136,491	136,439	135,434	133,494	129,795	126,168	122,909	121,302	119,629	118,102	112,219
35-39	642,724	657,481	667,129	671,610	671,263	665,477	655,297	641,936	627,998	614,335	602,832
35	135,245	136,060	136,015	135,017	133,090	129,406	125,796	122,549	120,951	119,287	117,770
36	133,042	134,817	135,636	135,595	134,608	132,691	129,022	125,426	122,194	120,604	118,951
37	129,686	132,622	134,397	135,217	135,184	134,203	132,298	128,642	125,062	121,843	120,264
38	125,101	129,277	132,209	133,983	134,807	134,778	133,805	131,909	128,269	124,703	121,499
39	119,650	124,705	128,872	131,798	133,574	134,399	134,376	133,410	131,522	127,898	124,348
40-44	515,976	539,945	565,133	590,127	613,030	632,285	646,909	656,513	661,043	660,801	655,221
40	113,773	119,262	124,305	128,461	131,385	133,159	133,987	133,968	133,009	131,131	127,524
41	107,967	113,389	118,863	123,892	128,040	130,958	132,731	133,560	133,546	132,594	130,728
42	102,588	107,581	112,987	118,445	123,461	127,598	130,511	132,282	133,114	133,103	132,162
43	97,901	102,201	107,179	112,568	118,011	123,011	127,137	130,045	131,814	132,647	132,643
44	93,747	97,512	101,799	106,761	112,133	117,559	122,543	126,658	129,560	131,326	132,164

Fuente: Ministerio de Economía, Dirección General de Estadística y Censos.

El Salvador: Estimaciones y proyecciones de la población de ambos sexos por años calendario y edades simples. 2005-2050.

Edad	2030	2031	2032	2033	2034	2035	2036	2037	2038	2039	2040
45-49	418,013	431,453	446,888	464,365	483,964	505,640	529,229	554,007	578,598	601,133	620,114
45	89,877	93,357	97,111	101,384	106,330	111,683	117,093	122,059	126,163	129,057	130,823
46	86,239	89,488	92,957	96,699	100,958	105,886	111,221	116,611	121,561	125,652	128,541
47	83,054	85,852	89,090	92,547	96,277	100,521	105,433	110,748	116,117	121,048	125,129
48	80,477	82,668	85,457	88,683	92,130	95,846	100,076	104,969	110,263	115,611	120,526
49	78,366	80,088	82,273	85,052	88,269	91,704	95,406	99,620	104,494	109,765	115,095
50-54	367,995	373,206	379,435	386,987	396,282	407,540	420,769	435,931	453,085	472,297	493,546
50	76,536	77,968	79,686	81,864	84,635	87,840	91,264	94,950	99,147	104,000	109,252
51	74,901	76,122	77,551	79,264	81,437	84,197	87,392	90,801	94,471	98,649	103,484
52	73,446	74,465	75,684	77,110	78,820	80,985	83,736	86,917	90,311	93,964	98,126
53	72,144	72,987	74,006	75,222	76,648	78,353	80,511	83,249	86,416	89,793	93,431
54	70,968	71,664	72,508	73,527	74,742	76,165	77,866	80,014	82,740	85,891	89,253
55-59	335,349	339,839	343,738	347,401	351,273	355,696	360,908	367,090	374,550	383,679	394,716
55	69,845	70,469	71,167	72,012	73,032	74,245	75,666	77,360	79,499	82,211	85,349
56	68,671	69,331	69,957	70,658	71,504	72,524	73,736	75,152	76,840	78,969	81,669
57	67,319	68,143	68,804	69,433	70,138	70,985	72,005	73,213	74,625	76,305	78,427
58	65,684	66,775	67,599	68,263	68,896	69,604	70,452	71,469	72,675	74,080	75,756
59	63,830	65,121	66,211	67,035	67,703	68,338	69,049	69,896	70,911	72,114	73,515
60-64	288,104	295,468	302,566	309,221	315,228	320,461	324,956	328,883	332,584	336,470	340,893
60	61,844	63,243	64,531	65,618	66,445	67,115	67,754	68,464	69,312	70,323	71,525
61	59,784	61,232	62,626	63,909	64,997	65,824	66,497	67,136	67,847	68,694	69,706
62	57,668	59,149	60,590	61,978	63,259	64,344	65,173	65,845	66,486	67,198	68,047
63	55,502	57,015	58,487	59,921	61,305	62,579	63,663	64,490	65,164	65,806	66,521
64	53,306	54,829	56,332	57,795	59,222	60,599	61,869	62,948	63,775	64,449	65,094
65-69	233,868	240,962	248,187	255,480	262,792	270,045	277,184	284,065	290,541	296,388	301,526
65	51,111	52,609	54,121	55,613	57,069	58,487	59,858	61,119	62,195	63,019	63,697
66	48,926	50,389	51,875	53,375	54,857	56,303	57,713	59,073	60,327	61,397	62,222
67	46,756	48,177	49,629	51,101	52,590	54,060	55,496	56,893	58,244	59,488	60,556
68	44,600	45,983	47,390	48,828	50,288	51,762	53,222	54,643	56,029	57,367	58,605
69	42,475	43,804	45,172	46,563	47,988	49,433	50,895	52,337	53,746	55,117	56,446
70-74	182,502	187,785	193,521	199,646	206,034	212,599	219,310	226,133	233,034	239,936	246,808
70	40,367	41,657	42,970	44,321	45,699	47,108	48,539	49,981	51,409	52,801	54,161
71	38,319	39,527	40,799	42,096	43,432	44,793	46,186	47,597	49,023	50,431	51,811
72	36,371	37,455	38,646	39,900	41,181	42,498	43,843	45,215	46,607	48,012	49,405
73	34,576	35,482	36,550	37,723	38,960	40,221	41,521	42,843	44,196	45,565	46,953
74	32,869	33,664	34,556	35,606	36,762	37,979	39,221	40,497	41,799	43,127	44,478
75-79	138,759	142,301	145,859	149,548	153,554	157,959	162,823	168,078	173,678	179,494	185,488
75	31,207	31,929	32,712	33,589	34,623	35,758	36,956	38,174	39,427	40,704	42,011
76	29,523	30,232	30,941	31,711	32,575	33,589	34,704	35,876	37,070	38,297	39,552
77	27,804	28,501	29,196	29,892	30,649	31,496	32,491	33,579	34,726	35,892	37,095
78	26,023	26,731	27,413	28,093	28,778	29,518	30,349	31,318	32,380	33,496	34,637
79	24,202	24,908	25,597	26,263	26,929	27,598	28,323	29,131	30,075	31,105	32,193
80-84	94,505	97,317	100,255	103,283	106,355	109,438	112,530	115,630	118,855	122,324	126,142
80	22,388	23,050	23,735	24,404	25,054	25,702	26,357	27,059	27,845	28,757	29,758
81	20,596	21,208	21,847	22,509	23,159	23,788	24,420	25,052	25,733	26,491	27,376
82	18,838	19,402	19,991	20,606	21,245	21,872	22,482	23,089	23,701	24,356	25,090
83	17,147	17,654	18,195	18,760	19,351	19,965	20,570	21,153	21,739	22,324	22,958
84	15,536	16,003	16,487	17,004	17,546	18,111	18,701	19,277	19,837	20,396	20,960
85 y más	92,368	95,473	98,698	102,062	105,598	109,303	113,218	117,278	121,499	125,814	130,266

Fuente: Ministerio de Economía, Dirección General de Estadística y Censos.

El Salvador: Estimaciones y proyecciones de la población de ambos sexos por años calendario y edades simples. 2005-2050.

Edad	2041	2042	2043	2044	2045	2046	2047	2048	2049	2050
Total	7,810,356	7,845,369	7,879,124	7,911,475	7,942,902	7,972,803	8,001,497	8,028,968	8,055,055	8,080,101
0-4	483,609	480,733	478,128	475,792	473,704	471,842	470,167	468,637	467,203	465,842
0	95,765	95,294	94,878	94,505	94,177	93,873	93,589	93,316	93,047	92,789
1	96,125	95,601	95,137	94,727	94,361	94,039	93,741	93,463	93,194	92,932
2	96,634	96,064	95,540	95,078	94,668	94,304	93,982	93,686	93,408	93,140
3	97,221	96,589	96,019	95,497	95,035	94,625	94,263	93,941	93,645	93,368
4	97,864	97,185	96,554	95,985	95,463	95,001	94,592	94,231	93,909	93,613
5-9	500,343	496,472	492,732	489,155	485,800	482,681	479,824	477,234	474,917	472,848
5	98,560	97,835	97,156	96,525	95,957	95,436	94,974	94,565	94,205	93,883
6	99,291	98,533	97,810	97,131	96,500	95,932	95,412	94,950	94,542	94,182
7	100,054	99,267	98,510	97,787	97,109	96,478	95,910	95,390	94,929	94,522
8	100,827	100,032	99,245	98,488	97,766	97,089	96,458	95,890	95,370	94,910
9	101,611	100,805	100,011	99,224	98,468	97,746	97,070	96,439	95,871	95,351
10-14	518,543	515,125	511,434	507,585	503,650	499,723	495,866	492,137	488,573	485,228
10	102,383	101,589	100,783	99,990	99,203	98,448	97,726	97,050	96,420	95,852
11	103,118	102,358	101,565	100,760	99,967	99,181	98,426	97,704	97,029	96,399
12	103,790	103,089	102,329	101,537	100,733	99,940	99,155	98,400	97,679	97,005
13	104,387	103,753	103,053	102,293	101,502	100,699	99,906	99,122	98,367	97,648
14	104,865	104,336	103,704	103,005	102,245	101,455	100,653	99,861	99,078	98,324
15-19	526,647	525,165	524,069	522,206	519,726	516,728	513,343	509,684	505,865	501,966
15	105,198	104,796	104,268	103,637	102,940	102,181	101,393	100,591	99,800	99,019
16	105,346	105,106	104,706	104,179	103,550	102,854	102,097	101,310	100,510	99,721
17	105,305	105,230	104,991	104,594	104,068	103,442	102,747	101,992	101,207	100,410
18	105,026	105,165	105,094	104,856	104,462	103,938	103,314	102,621	101,868	101,086
19	105,772	104,868	105,010	104,940	104,706	104,313	103,792	103,170	102,480	101,730
20-24	538,077	534,455	530,430	527,136	524,508	522,496	521,078	520,034	518,229	515,815
20	106,589	105,596	104,698	104,841	104,774	104,541	104,151	103,632	103,013	102,327
21	107,249	106,397	105,410	104,515	104,660	104,595	104,365	103,978	103,461	102,845
22	107,767	107,041	106,194	105,211	104,321	104,467	104,404	104,177	103,792	103,280
23	108,120	107,542	106,821	105,979	105,001	104,114	104,262	104,201	103,976	103,596
24	108,352	107,879	107,307	106,590	105,752	104,779	103,896	104,046	103,987	103,767
25-29	541,762	540,526	539,065	537,226	534,900	532,004	528,498	524,581	521,384	518,854
25	108,452	108,097	107,629	107,061	106,350	105,515	104,547	103,669	103,820	103,766
26	108,449	108,185	107,835	107,370	106,807	106,101	105,270	104,306	103,433	103,588
27	108,381	108,170	107,911	107,564	107,104	106,545	105,843	105,017	104,058	103,192
28	108,274	108,092	107,886	107,630	107,288	106,832	106,278	105,579	104,758	103,807
29	108,206	107,982	107,804	107,601	107,351	107,011	106,560	106,010	105,315	104,501
30-34	545,884	541,946	539,157	537,251	535,883	534,759	533,618	532,249	530,508	528,286
30	108,239	107,914	107,695	107,521	107,322	107,075	106,739	106,292	105,746	105,058
31	108,442	107,950	107,631	107,414	107,245	107,050	106,805	106,473	106,030	105,490
32	108,880	108,153	107,667	107,352	107,139	106,973	106,781	106,540	106,211	105,774
33	109,639	108,588	107,867	107,384	107,074	106,865	106,702	106,514	106,275	105,952
34	110,684	109,341	108,297	107,580	107,103	106,796	106,591	106,430	106,246	106,012
35-39	589,044	576,970	565,169	553,998	543,654	538,636	534,836	532,157	530,351	529,081
35	111,906	110,379	109,044	108,006	107,295	106,822	106,519	106,317	106,159	105,980
36	117,439	111,597	110,078	108,749	107,719	107,012	106,543	106,244	106,045	105,892
37	118,617	117,113	111,292	109,780	108,460	107,434	106,733	106,267	105,972	105,779
38	119,927	118,289	116,792	110,991	109,487	108,173	107,153	106,456	105,994	105,705
39	121,155	119,592	117,963	116,472	110,693	109,195	107,888	106,873	106,181	105,725
40-44	645,296	632,247	618,630	605,280	594,044	580,555	568,745	557,197	546,270	536,163
40	123,987	120,807	119,253	117,632	116,149	110,390	108,899	107,598	106,588	105,904
41	127,135	123,613	120,448	118,902	117,291	115,814	110,076	108,592	107,298	106,295
42	130,304	126,729	123,223	120,071	118,536	116,932	115,463	109,746	108,270	106,985
43	131,708	129,862	126,304	122,814	119,678	118,151	116,556	115,096	109,401	107,935
44	132,162	131,236	129,402	125,861	122,390	119,268	117,751	116,165	114,713	109,044

Fuente: Ministerio de Economía, Dirección General de Estadística y Censos.

El Salvador: Estimaciones y proyecciones de la población de ambos sexos por años calendario y edades simples. 2005-2050.

Edad	2041	2042	2043	2044	2045	2046	2047	2048	2049	2050
45-49	634,556	644,088	648,649	648,530	643,174	633,554	620,862	607,606	594,609	583,685
45	131,661	131,665	130,749	128,926	125,404	121,950	118,844	117,336	115,759	114,318
46	130,303	131,143	131,153	130,245	128,436	124,932	121,495	118,405	116,907	115,342
47	128,009	129,769	130,612	130,626	129,730	127,931	124,447	121,028	117,954	116,469
48	124,593	127,466	129,224	130,068	130,090	129,202	127,415	123,950	120,549	117,495
49	119,990	124,045	126,911	128,665	129,514	129,539	128,661	126,887	123,440	120,061
50-54	516,652	540,925	565,033	587,143	605,791	620,017	629,451	634,036	634,051	628,950
50	114,559	119,436	123,478	126,335	128,089	128,938	128,969	128,100	126,339	122,915
51	108,712	113,997	118,856	122,882	125,732	127,482	128,333	128,370	127,510	125,767
52	102,937	108,141	113,403	118,241	122,254	125,092	126,840	127,693	127,735	126,889
53	97,572	102,359	107,540	112,775	117,595	121,589	124,417	126,162	127,016	127,068
54	92,872	96,992	101,756	106,910	112,121	116,916	120,892	123,711	125,451	126,311
55-59	407,642	422,446	439,182	457,915	478,636	501,156	524,818	548,319	569,889	588,119
55	88,691	92,293	96,392	101,129	106,259	111,441	116,213	120,170	122,978	124,718
56	84,789	88,115	91,698	95,774	100,488	105,588	110,742	115,489	119,426	122,228
57	81,112	84,216	87,525	91,087	95,144	99,829	104,900	110,026	114,746	118,668
58	77,867	80,538	83,626	86,915	90,461	94,492	99,150	104,191	109,287	113,984
59	75,183	77,284	79,941	83,010	86,284	89,806	93,813	98,443	103,452	108,521
60-64	346,054	352,151	359,472	368,396	379,162	391,735	406,108	422,338	440,493	460,563
60	72,920	74,581	76,671	79,311	82,366	85,617	89,118	93,100	97,698	102,678
61	70,903	72,293	73,946	76,024	78,651	81,684	84,913	88,392	92,346	96,915
62	69,055	70,248	71,633	73,277	75,347	77,954	80,966	84,174	87,627	91,555
63	67,367	68,374	69,563	70,941	72,580	74,635	77,224	80,215	83,398	86,829
64	65,809	66,655	67,659	68,843	70,218	71,845	73,887	76,457	79,424	82,586
65-69	305,959	309,876	313,586	317,471	321,875	326,964	332,939	340,075	348,724	359,115
65	64,342	65,058	65,903	66,904	68,087	69,451	71,069	73,097	75,645	78,592
66	62,900	63,546	64,264	65,105	66,108	67,283	68,640	70,247	72,259	74,787
67	61,378	62,057	62,704	63,421	64,265	65,261	66,431	67,780	69,375	71,373
68	59,666	60,487	61,167	61,814	62,535	63,373	64,366	65,530	66,868	68,455
69	57,673	58,728	59,548	60,227	60,880	61,596	62,433	63,421	64,577	65,908
70-74	253,563	260,105	266,285	271,893	276,880	281,209	285,074	288,757	292,602	296,925
70	55,476	56,693	57,742	58,558	59,242	59,892	60,607	61,442	62,424	63,575
71	53,155	54,456	55,663	56,702	57,521	58,200	58,851	59,566	60,396	61,375
72	50,766	52,095	53,382	54,575	55,612	56,422	57,101	57,753	58,464	59,294
73	48,324	49,668	50,980	52,249	53,436	54,459	55,265	55,944	56,592	57,305
74	45,842	47,193	48,518	49,809	51,069	52,236	53,250	54,052	54,726	55,376
75-79	191,599	197,829	204,138	210,461	216,794	223,011	229,061	234,802	240,043	244,736
75	43,338	44,678	46,008	47,310	48,588	49,824	50,977	51,980	52,774	53,449
76	40,831	42,133	43,449	44,753	46,040	47,290	48,508	49,644	50,633	51,424
77	38,321	39,573	40,848	42,134	43,420	44,676	45,903	47,101	48,216	49,195
78	35,808	37,004	38,228	39,470	40,734	41,985	43,215	44,418	45,589	46,687
79	33,301	34,441	35,605	36,794	38,012	39,236	40,458	41,659	42,831	43,981
80-84	130,317	134,826	139,620	144,590	149,753	154,998	160,357	165,801	171,266	176,743
80	30,811	31,885	32,992	34,118	35,281	36,456	37,646	38,835	40,001	41,146
81	28,340	29,357	30,395	31,462	32,559	33,676	34,814	35,968	37,116	38,251
82	25,940	26,868	27,846	28,842	29,879	30,928	32,005	33,104	34,214	35,327
83	23,661	24,477	25,367	26,301	27,266	28,254	29,262	30,298	31,350	32,422
84	21,565	22,239	23,020	23,867	24,768	25,684	26,630	27,596	28,585	29,597
85 y más	134,809	139,484	144,345	149,447	154,968	160,735	166,852	173,324	180,078	187,182

Fuente: Ministerio de Economía, Dirección General de Estadística y Censos.

El Salvador: Estimaciones y proyecciones de la población de masculina por años calendario y edades simples. 2005-2050.

Edad	2005	2006	2007	2008	2009	2010	2011	2012	2013	2014	2015	2016
Total	2,874,928	2,881,405	2,887,898	2,894,386	2,905,797	2,921,969	2,941,636	2,963,944	2,988,519	3,014,733	3,042,036	3,070,065
0-4	338,897	329,399	321,037	313,016	305,595	298,566	294,912	292,062	289,949	288,409	287,229	286,235
0	65,890	62,082	60,962	59,990	59,218	58,656	58,254	57,960	57,746	57,565	57,382	57,178
1	66,325	65,415	61,647	60,545	59,596	58,845	58,303	57,916	57,638	57,437	57,268	57,095
2	67,479	66,186	65,281	61,518	60,430	59,495	58,753	58,219	57,839	57,567	57,369	57,204
3	68,626	67,340	66,050	65,148	61,402	60,330	59,407	58,674	58,149	57,775	57,508	57,314
4	70,577	68,376	67,097	65,815	64,949	61,240	60,195	59,293	58,577	58,065	57,702	57,444
5-9	377,764	369,467	359,682	349,787	340,443	332,906	324,145	316,520	309,210	302,367	295,801	292,514
5	72,715	70,286	68,093	66,822	65,586	64,763	61,087	60,068	59,187	58,487	57,988	57,635
6	74,881	72,387	69,968	67,785	66,566	65,379	64,593	60,947	59,952	59,089	58,405	57,918
7	76,111	74,528	72,045	69,636	67,510	66,346	65,199	64,444	60,825	59,851	59,004	58,333
8	76,870	75,742	74,170	71,699	69,351	67,282	66,159	65,046	64,318	60,721	59,765	58,931
9	77,187	76,524	75,406	73,845	71,430	69,136	67,107	66,015	64,928	64,219	60,639	59,697
10-14	372,624	376,973	378,712	377,856	374,933	369,586	362,249	353,515	344,730	336,300	329,480	321,296
10	77,099	76,849	76,196	75,087	73,581	71,219	68,963	66,965	65,898	64,830	64,137	60,571
11	76,511	76,739	76,499	75,856	74,805	73,354	71,033	68,810	66,839	65,792	64,742	64,061
12	75,255	76,094	76,334	76,105	75,529	74,541	73,137	70,853	68,661	66,715	65,688	64,654
13	73,216	74,738	75,592	75,845	75,698	75,200	74,269	72,912	70,666	68,504	66,583	65,576
14	70,543	72,553	74,091	74,963	75,320	75,272	74,847	73,975	72,666	70,459	68,330	66,434
15-19	306,274	315,191	325,139	335,266	345,221	353,942	360,534	364,607	366,062	365,036	361,195	355,085
15	67,447	69,687	71,719	73,278	74,282	74,766	74,811	74,460	73,650	72,391	70,224	68,129
16	64,203	66,377	68,644	70,703	72,424	73,583	74,182	74,319	74,043	73,294	72,084	69,959
17	61,036	62,932	65,138	67,436	69,686	71,587	72,880	73,586	73,811	73,606	72,914	71,752
18	58,135	59,605	61,537	63,778	66,289	68,740	70,788	72,198	73,001	73,304	73,162	72,522
19	55,453	56,590	58,101	60,071	62,540	65,266	67,873	70,044	71,557	72,441	72,811	72,723
20-24	242,702	245,235	249,143	254,498	262,381	272,720	285,084	298,824	312,930	326,120	337,349	345,954
20	52,887	53,842	55,023	56,575	58,783	61,474	64,360	67,093	69,367	70,963	71,913	72,337
21	50,442	51,247	52,247	53,471	55,265	57,698	60,551	63,562	66,397	68,751	70,411	71,415
22	48,244	48,794	49,645	50,689	52,156	54,175	56,770	59,747	62,857	65,769	68,183	69,893
23	46,370	46,602	47,199	48,093	49,378	51,069	53,249	55,967	59,041	62,224	65,193	67,652
24	44,759	44,750	45,029	45,670	46,799	48,304	50,154	52,455	55,268	58,413	61,649	64,657
25-29	205,270	203,725	202,818	202,749	204,609	208,541	214,371	221,987	231,359	242,467	255,214	269,401
25	43,332	43,177	43,215	43,538	44,408	45,751	47,409	49,378	51,771	54,652	57,847	61,119
26	42,046	41,803	41,695	41,776	42,320	43,395	44,885	46,656	48,715	51,174	54,102	57,330
27	40,912	40,584	40,386	40,319	40,611	41,350	42,564	44,161	46,017	48,139	50,644	53,602
28	39,924	39,529	39,244	39,086	39,216	39,691	40,562	41,876	43,552	45,467	47,632	50,167
29	39,056	38,632	38,278	38,030	38,054	38,354	38,951	39,916	41,304	43,035	44,989	47,183
30-34	183,627	182,663	181,325	179,806	178,892	178,829	179,671	181,506	184,499	188,839	194,627	201,862
30	38,288	37,865	37,478	37,160	37,077	37,255	37,668	38,352	39,386	40,825	42,592	44,571
31	37,560	37,200	36,810	36,456	36,287	36,343	36,623	37,116	37,863	38,945	40,417	42,207
32	36,799	36,569	36,239	35,878	35,658	35,614	35,762	36,113	36,663	37,454	38,567	40,061
33	35,948	35,899	35,695	35,390	35,149	35,039	35,077	35,289	35,692	36,282	37,101	38,235
34	35,032	35,130	35,103	34,922	34,721	34,578	34,541	34,636	34,895	35,333	35,950	36,788
35-39	161,022	162,519	163,805	164,765	165,586	166,220	166,633	166,907	167,231	167,846	168,962	170,726
35	34,094	34,286	34,404	34,395	34,306	34,192	34,114	34,128	34,265	34,556	35,019	35,654
36	33,158	33,410	33,618	33,752	33,824	33,812	33,757	33,725	33,778	33,945	34,258	34,738
37	32,213	32,523	32,790	33,011	33,218	33,359	33,400	33,387	33,391	33,472	33,661	33,989
38	31,258	31,615	31,938	32,218	32,506	32,776	32,966	33,046	33,065	33,096	33,197	33,402
39	30,299	30,685	31,055	31,389	31,732	32,081	32,396	32,621	32,732	32,777	32,827	32,943
40-44	137,447	139,359	141,348	143,368	145,607	147,990	150,400	152,727	154,853	156,652	158,058	159,098
40	29,344	29,742	30,139	30,519	30,914	31,315	31,707	32,056	32,310	32,445	32,509	32,574
41	28,401	28,794	29,203	29,609	30,048	30,499	30,942	31,367	31,743	32,020	32,173	32,251
42	27,472	27,856	28,260	28,678	29,142	29,634	30,126	30,600	31,051	31,449	31,742	31,909
43	26,560	26,934	27,329	27,742	28,216	28,732	29,262	29,783	30,283	30,753	31,166	31,472
44	25,670	26,033	26,417	26,820	27,287	27,810	28,363	28,921	29,466	29,985	30,468	30,892

Fuente: Ministerio de Economía, Dirección General de Estadística y Censos.

El Salvador: Estimaciones y proyecciones de la población de masculina por años calendario y edades simples. 2005-2050.

Edad	2005	2006	2007	2008	2009	2010	2011	2012	2013	2014	2015	2016
45-49	116,492	117,820	119,398	121,183	123,295	125,697	128,322	131,125	134,057	137,037	139,988	142,844
45	24,800	25,156	25,529	25,921	26,375	26,889	27,446	28,025	28,605	29,167	29,699	30,192
46	23,971	24,303	24,668	25,048	25,488	25,986	26,531	27,112	27,713	28,308	28,881	29,422
47	23,214	23,492	23,832	24,205	24,628	25,109	25,638	26,205	26,805	27,420	28,024	28,605
48	22,551	22,756	23,043	23,389	23,802	24,263	24,771	25,320	25,906	26,517	27,141	27,752
49	21,956	22,113	22,326	22,620	23,002	23,450	23,936	24,463	25,028	25,625	26,243	26,873
50-54	101,194	102,067	102,914	103,797	104,943	106,420	108,241	110,375	112,790	115,412	118,189	121,088
50	21,396	21,534	21,699	21,918	22,247	22,660	23,130	23,634	24,175	24,751	25,354	25,975
51	20,836	20,984	21,129	21,301	21,552	21,909	22,343	22,828	23,345	23,896	24,477	25,084
52	20,262	20,429	20,585	20,736	20,937	21,215	21,592	22,039	22,537	23,061	23,618	24,201
53	19,659	19,859	20,034	20,195	20,373	20,600	20,896	21,286	21,744	22,250	22,777	23,336
54	19,041	19,261	19,467	19,647	19,834	20,036	20,280	20,588	20,989	21,454	21,963	22,492
55-59	86,410	87,391	88,448	89,538	90,705	91,918	93,141	94,383	95,714	97,222	98,962	100,967
55	18,429	18,649	18,875	19,085	19,289	19,497	19,716	19,972	20,292	20,699	21,167	21,678
56	17,836	18,045	18,271	18,500	18,732	18,956	19,180	19,410	19,677	20,004	20,415	20,884
57	17,263	17,460	17,675	17,904	18,152	18,403	18,641	18,876	19,118	19,391	19,722	20,135
58	16,710	16,894	17,095	17,313	17,561	17,826	18,091	18,339	18,584	18,833	19,109	19,443
59	16,172	16,343	16,532	16,736	16,971	17,236	17,513	17,786	18,043	18,295	18,549	18,827
60-64	73,047	73,751	74,536	75,397	76,385	77,498	78,730	80,056	81,453	82,875	84,278	85,647
60	15,639	15,805	15,979	16,172	16,392	16,643	16,919	17,204	17,485	17,749	18,004	18,260
61	15,110	15,269	15,439	15,617	15,825	16,060	16,322	16,604	16,898	17,184	17,451	17,707
62	14,594	14,738	14,902	15,074	15,267	15,489	15,734	16,003	16,292	16,591	16,878	17,147
63	14,096	14,220	14,368	14,535	14,721	14,928	15,160	15,411	15,687	15,980	16,280	16,568
64	13,608	13,719	13,848	13,999	14,180	14,378	14,595	14,834	15,091	15,371	15,665	15,965
65-69	60,440	61,125	61,760	62,375	63,063	63,861	64,764	65,761	66,860	68,039	69,285	70,599
65	13,124	13,229	13,345	13,476	13,640	13,834	14,041	14,264	14,509	14,771	15,051	15,345
66	12,631	12,741	12,851	12,970	13,114	13,290	13,492	13,705	13,934	14,183	14,446	14,725
67	12,116	12,246	12,360	12,473	12,604	12,758	12,943	13,149	13,369	13,601	13,850	14,113
68	11,569	11,728	11,862	11,978	12,102	12,243	12,405	12,594	12,805	13,028	13,259	13,508
69	11,000	11,181	11,342	11,478	11,603	11,736	11,883	12,049	12,243	12,456	12,679	12,908
70-74	46,243	47,325	48,339	49,275	50,148	50,964	51,739	52,482	53,242	54,051	54,925	55,863
70	10,425	10,616	10,798	10,959	11,102	11,234	11,373	11,522	11,693	11,889	12,101	12,321
71	9,848	10,045	10,238	10,419	10,584	10,731	10,868	11,009	11,162	11,334	11,528	11,739
72	9,261	9,474	9,671	9,862	10,044	10,211	10,361	10,499	10,644	10,798	10,969	11,160
73	8,659	8,892	9,104	9,299	9,489	9,671	9,839	9,988	10,129	10,275	10,427	10,595
74	8,050	8,298	8,528	8,736	8,929	9,117	9,298	9,464	9,614	9,755	9,900	10,048
75-79	31,533	32,562	33,674	34,807	35,909	36,944	37,924	38,844	39,724	40,556	41,333	42,065
75	7,439	7,695	7,938	8,163	8,367	8,556	8,742	8,919	9,085	9,235	9,374	9,515
76	6,841	7,087	7,337	7,573	7,792	7,990	8,176	8,357	8,534	8,697	8,843	8,979
77	6,271	6,487	6,727	6,968	7,196	7,407	7,601	7,780	7,960	8,133	8,291	8,433
78	5,739	5,914	6,123	6,354	6,585	6,803	7,008	7,194	7,370	7,545	7,712	7,865
79	5,243	5,379	5,549	5,749	5,969	6,188	6,397	6,594	6,775	6,946	7,113	7,273
80-84	18,049	18,707	19,583	20,497	21,409	22,303	23,116	23,974	24,863	25,738	26,565	27,346
80	4,533	4,880	5,012	5,175	5,365	5,572	5,781	5,979	6,170	6,344	6,506	6,665
81	3,972	4,188	4,514	4,640	4,793	4,972	5,168	5,364	5,554	5,736	5,901	6,054
82	3,491	3,642	3,845	4,148	4,266	4,409	4,578	4,761	4,948	5,128	5,298	5,453
83	3,106	3,180	3,323	3,512	3,790	3,900	4,035	4,191	4,365	4,541	4,708	4,867
84	2,947	2,817	2,889	3,022	3,195	3,450	3,554	3,679	3,826	3,989	4,152	4,307
85 y más	15,893	16,126	16,237	16,406	16,673	17,064	17,660	18,289	18,993	19,767	20,596	21,475

Fuente: Ministerio de Economía, Dirección General de Estadística y Censos.

El Salvador: Estimaciones y proyecciones de la población de masculina por años calendario y edades simples. 2005-2050.

Edad	2017	2018	2019	2020	2021	2022	2023	2024	2025	2026	2027	2028	2029
Total	3,098,633	3,127,359	3,156,272	3,184,923	3,213,278	3,241,054	3,268,250	3,295,630	3,322,639	3,349,569	3,376,049	3,402,134	3,427,611
0-4	285,286	284,255	283,064	281,639	279,944	277,949	275,745	273,941	272,482	271,357	270,545	269,937	268,934
0	56,941	56,650	56,313	55,902	55,429	54,892	54,401	54,461	54,401	54,265	54,043	53,761	53,426
1	56,901	56,674	56,395	56,067	55,666	55,202	54,673	54,194	54,258	54,206	54,077	53,862	53,587
2	57,034	56,843	56,618	56,341	56,015	55,616	55,153	54,626	54,148	54,213	54,162	54,033	53,819
3	57,153	56,986	56,798	56,574	56,300	55,976	55,577	55,116	54,590	54,113	54,179	54,129	54,000
4	57,257	57,102	56,940	56,755	56,534	56,263	55,941	55,544	55,085	54,560	54,084	54,152	54,102
5-9	289,964	288,090	286,741	285,718	284,857	284,012	283,073	281,957	280,598	278,960	277,013	274,857	273,087
5	57,387	57,206	57,056	56,899	56,718	56,499	56,231	55,911	55,516	55,059	54,535	54,060	54,129
6	57,575	57,334	57,159	57,015	56,862	56,684	56,467	56,202	55,884	55,491	55,035	54,512	54,039
7	57,857	57,522	57,288	57,118	56,979	56,829	56,655	56,440	56,176	55,861	55,469	55,014	54,492
8	58,272	57,805	57,476	57,248	57,083	56,947	56,800	56,629	56,416	56,154	55,840	55,450	54,995
9	58,873	58,223	57,762	57,438	57,215	57,053	56,920	56,775	56,606	56,395	56,134	55,821	55,432
10-14	314,135	307,194	300,655	294,337	291,242	288,845	287,093	285,846	284,902	284,106	283,320	282,426	281,347
10	59,639	58,823	58,180	57,724	57,404	57,184	57,026	56,895	56,752	56,584	56,375	56,115	55,802
11	60,508	59,584	58,776	58,138	57,687	57,371	57,153	56,998	56,869	56,728	56,562	56,354	56,094
12	63,984	60,443	59,528	58,727	58,094	57,648	57,335	57,119	56,967	56,840	56,700	56,536	56,329
13	64,557	63,899	60,371	59,464	58,670	58,042	57,601	57,292	57,078	56,929	56,804	56,665	56,503
14	65,447	64,445	63,800	60,284	59,387	58,600	57,978	57,542	57,236	57,025	56,879	56,756	56,619
15-19	347,360	339,400	331,656	325,382	317,649	310,855	304,222	297,943	291,852	288,924	286,660	285,020	283,860
15	66,260	65,294	64,310	63,678	60,177	59,290	58,510	57,895	57,464	57,162	56,954	56,811	56,690
16	67,898	66,057	65,113	64,146	63,529	60,044	59,166	58,395	57,787	57,362	57,064	56,860	56,719
17	69,668	67,640	65,828	64,905	63,955	63,353	59,884	59,017	58,254	57,654	57,234	56,941	56,741
18	71,404	69,359	67,363	65,578	64,674	63,741	63,152	59,702	58,845	58,091	57,498	57,084	56,795
19	72,130	71,050	69,042	67,075	65,314	64,427	63,510	62,934	59,502	58,655	57,910	57,324	56,915
20-24	351,669	354,468	354,575	351,699	346,423	339,422	332,082	324,873	319,031	311,693	305,229	298,896	292,881
20	72,296	71,742	70,697	68,720	66,780	65,041	64,170	63,268	62,701	59,290	58,451	57,715	57,135
21	71,884	71,879	71,361	70,344	68,395	66,478	64,759	63,904	63,013	62,458	59,066	58,235	57,507
22	70,939	71,444	71,472	70,980	69,988	68,064	66,168	64,470	63,626	62,749	62,202	58,829	58,006
23	69,400	70,478	71,014	71,066	70,598	69,627	67,725	65,851	64,168	63,338	62,471	61,934	58,579
24	67,150	68,925	70,031	70,589	70,662	70,212	69,260	67,380	65,523	63,858	63,039	62,183	61,654
25-29	284,515	299,642	313,621	325,478	334,625	340,818	344,058	344,590	342,131	337,286	330,713	323,778	316,928
25	64,155	66,671	68,468	69,593	70,169	70,257	69,823	68,890	67,027	65,190	63,540	62,732	61,885
26	60,626	63,679	66,213	68,022	69,162	69,750	69,851	69,434	68,513	66,671	64,850	63,216	62,416
27	56,852	60,161	63,226	65,767	67,586	68,735	69,332	69,446	69,039	68,135	66,309	64,505	62,885
28	53,145	56,406	59,722	62,789	65,335	67,158	68,311	68,919	69,040	68,646	67,755	65,945	64,157
29	49,737	52,725	55,992	59,307	62,373	64,918	66,741	67,901	68,512	68,644	68,259	67,380	65,585
30-34	210,535	220,655	232,277	245,342	259,692	274,848	289,947	303,876	315,693	324,847	331,100	334,468	335,164
30	46,785	49,349	52,342	55,607	58,918	61,979	64,520	66,346	67,505	68,123	68,261	67,885	67,016
31	44,204	46,427	48,998	51,989	55,249	58,552	61,606	64,144	65,966	67,128	67,749	67,893	67,525
32	41,867	43,872	46,101	48,671	51,658	54,909	58,203	61,251	63,780	65,602	66,763	67,388	67,535
33	39,743	41,556	43,567	45,795	48,362	51,342	54,582	57,868	60,903	63,428	65,245	66,407	67,033
34	37,936	39,451	41,269	43,280	45,505	48,066	51,036	54,267	57,539	60,566	63,082	64,895	66,055
35-39	173,276	176,797	181,519	187,559	194,941	203,657	213,744	225,258	238,146	252,275	267,181	282,029	295,721
35	36,505	37,660	39,181	40,999	43,008	45,227	47,780	50,742	53,959	57,221	60,237	62,745	64,552
36	35,386	36,245	37,406	38,928	40,744	42,748	44,961	47,508	50,456	53,663	56,912	59,917	62,416
37	34,482	35,138	36,004	37,167	38,688	40,500	42,499	44,706	47,244	50,182	53,376	56,613	59,606
38	33,742	34,244	34,908	35,777	36,941	38,460	40,266	42,261	44,459	46,990	49,916	53,098	56,322
39	33,161	33,510	34,020	34,688	35,560	36,722	38,238	40,041	42,028	44,219	46,740	49,656	52,825
40-44	159,892	160,635	161,585	162,961	164,927	167,613	171,210	175,955	181,956	189,256	197,843	207,768	219,061
40	32,703	32,930	33,288	33,802	34,473	35,346	36,506	38,020	39,816	41,797	43,979	46,491	49,395
41	32,329	32,468	32,705	33,067	33,586	34,257	35,130	36,289	37,798	39,588	41,561	43,736	46,237
42	32,000	32,088	32,236	32,479	32,845	33,366	34,038	34,911	36,066	37,572	39,355	41,321	43,485
43	31,651	31,752	31,849	32,003	32,253	32,621	33,143	33,817	34,686	35,840	37,340	39,117	41,073
44	31,209	31,397	31,507	31,610	31,770	32,023	32,393	32,918	33,590	34,459	35,608	37,103	38,871

Fuente: Ministerio de Economía, Dirección General de Estadística y Censos.

El Salvador: Estimaciones y proyecciones de la población de masculina por años calendario y edades simples. 2005-2050.

Edad	2017	2018	2019	2020	2021	2022	2023	2024	2025	2026	2027	2028	2029
45-49	145,527	147,934	149,972	151,582	152,809	153,760	154,636	155,697	157,149	159,160	161,863	165,444	170,124
45	30,625	30,950	31,145	31,261	31,371	31,534	31,790	32,163	32,687	33,360	34,226	35,372	36,860
46	29,922	30,361	30,694	30,893	31,015	31,129	31,295	31,556	31,928	32,453	33,125	33,989	35,130
47	29,153	29,657	30,102	30,439	30,643	30,769	30,886	31,056	31,318	31,692	32,216	32,887	33,748
48	28,338	28,889	29,399	29,846	30,187	30,393	30,522	30,645	30,815	31,080	31,455	31,979	32,647
49	27,489	28,077	28,632	29,143	29,593	29,935	30,143	30,277	30,401	30,575	30,841	31,217	31,739
50-54	124,103	127,174	130,257	133,280	136,193	138,913	141,354	143,431	145,077	146,357	147,365	148,308	149,411
50	26,610	27,227	27,818	28,374	28,887	29,337	29,679	29,892	30,027	30,155	30,330	30,598	30,973
51	25,708	26,344	26,963	27,553	28,111	28,623	29,072	29,417	29,630	29,770	29,900	30,077	30,345
52	24,811	25,435	26,072	26,690	27,280	27,837	28,347	28,799	29,141	29,358	29,500	29,633	29,811
53	23,921	24,531	25,156	25,792	26,409	26,997	27,552	28,063	28,512	28,856	29,074	29,219	29,354
54	23,053	23,637	24,248	24,871	25,506	26,119	26,704	27,260	27,767	28,218	28,561	28,781	28,928
55-59	103,228	105,711	108,367	111,151	114,039	117,021	120,043	123,072	126,032	128,889	131,561	133,977	136,031
55	22,208	22,768	23,353	23,961	24,583	25,214	25,824	26,408	26,960	27,468	27,917	28,261	28,481
56	21,396	21,925	22,486	23,068	23,674	24,293	24,920	25,529	26,107	26,660	27,165	27,614	27,956
57	20,605	21,116	21,645	22,203	22,784	23,386	24,001	24,627	25,229	25,807	26,356	26,861	27,307
58	19,857	20,326	20,838	21,364	21,920	22,497	23,095	23,708	24,329	24,929	25,502	26,050	26,552
59	19,162	19,576	20,045	20,555	21,078	21,631	22,203	22,800	23,407	24,025	24,621	25,191	25,735
60-64	87,005	88,409	89,968	91,727	93,728	95,949	98,372	100,953	103,643	106,436	109,319	112,244	115,158
60	18,541	18,876	19,291	19,757	20,265	20,784	21,333	21,902	22,493	23,098	23,711	24,303	24,869
61	17,966	18,247	18,584	18,997	19,461	19,965	20,479	21,026	21,589	22,177	22,777	23,386	23,972
62	17,405	17,665	17,948	18,284	18,695	19,155	19,655	20,167	20,707	21,267	21,850	22,446	23,048
63	16,839	17,097	17,360	17,642	17,977	18,384	18,840	19,339	19,843	20,381	20,936	21,514	22,103
64	16,254	16,524	16,785	17,047	17,330	17,661	18,065	18,519	19,011	19,513	20,045	20,595	21,166
65-69	71,983	73,395	74,823	76,225	77,595	78,941	80,323	81,847	83,540	85,466	87,590	89,906	92,354
65	15,646	15,933	16,205	16,465	16,727	17,008	17,336	17,739	18,186	18,676	19,172	19,699	20,242
66	15,019	15,318	15,607	15,877	16,136	16,397	16,675	17,003	17,399	17,845	18,328	18,819	19,340
67	14,391	14,683	14,982	15,269	15,538	15,795	16,054	16,332	16,654	17,049	17,489	17,967	18,451
68	13,770	14,045	14,338	14,634	14,920	15,185	15,440	15,699	15,973	16,294	16,683	17,118	17,589
69	13,157	13,416	13,691	13,980	14,274	14,556	14,818	15,074	15,328	15,602	15,918	16,303	16,732
70-74	56,878	57,957	59,109	60,307	61,571	62,884	64,220	65,573	66,891	68,192	69,470	70,792	72,226
70	12,550	12,796	13,055	13,326	13,613	13,902	14,179	14,442	14,692	14,946	15,216	15,529	15,909
71	11,957	12,183	12,429	12,684	12,952	13,234	13,519	13,794	14,051	14,301	14,551	14,820	15,127
72	11,370	11,584	11,811	12,052	12,304	12,567	12,843	13,127	13,395	13,651	13,898	14,145	14,410
73	10,785	10,992	11,205	11,428	11,666	11,912	12,170	12,444	12,721	12,987	13,238	13,483	13,725
74	10,216	10,402	10,609	10,817	11,036	11,269	11,509	11,766	12,032	12,307	12,567	12,815	13,055
75-79	42,776	43,486	44,246	45,061	45,935	46,864	47,845	48,891	49,964	51,110	52,298	53,515	54,727
75	9,663	9,827	10,012	10,214	10,419	10,634	10,861	11,099	11,347	11,611	11,879	12,135	12,377
76	9,119	9,263	9,427	9,608	9,807	10,006	10,215	10,440	10,670	10,915	11,172	11,435	11,684
77	8,567	8,704	8,848	9,008	9,185	9,378	9,571	9,778	9,994	10,222	10,460	10,711	10,966
78	8,005	8,135	8,272	8,411	8,568	8,739	8,926	9,117	9,315	9,528	9,748	9,981	10,223
79	7,422	7,557	7,687	7,820	7,956	8,107	8,272	8,457	8,638	8,834	9,039	9,253	9,477
80-84	28,096	28,804	29,494	30,144	30,776	31,382	31,989	32,643	33,326	34,071	34,857	35,694	36,563
80	6,820	6,963	7,097	7,222	7,352	7,482	7,627	7,790	7,965	8,144	8,331	8,530	8,735
81	6,207	6,354	6,495	6,622	6,744	6,868	6,993	7,136	7,289	7,461	7,632	7,813	8,002
82	5,599	5,743	5,887	6,020	6,143	6,259	6,377	6,501	6,634	6,784	6,947	7,112	7,284
83	5,014	5,151	5,290	5,425	5,553	5,669	5,779	5,895	6,010	6,141	6,283	6,439	6,595
84	4,456	4,593	4,725	4,855	4,984	5,104	5,213	5,321	5,428	5,541	5,664	5,800	5,947
85 y más	22,405	23,353	24,343	25,331	26,332	27,321	28,294	29,284	30,226	31,184	32,122	33,075	34,034

Fuente: Ministerio de Economía, Dirección General de Estadística y Censos.

El Salvador: Estimaciones y proyecciones de la población de masculina por años calendario y edades simples. 2005-2050.

Edad	2030	2031	2032	2033	2034	2035	2036	2037	2038	2039	2040
Total	3,452,438	3,476,570	3,500,144	3,522,988	3,545,385	3,567,032	3,588,092	3,608,419	3,628,032	3,646,935	3,665,467
0-4	267,617	266,034	264,260	262,343	260,352	258,322	256,299	254,309	252,385	250,542	248,818
0	53,051	52,651	52,237	51,813	51,402	50,989	50,596	50,219	49,863	49,533	49,240
1	53,259	52,890	52,497	52,090	51,673	51,268	50,862	50,474	50,102	49,752	49,428
2	53,546	53,218	52,850	52,458	52,052	51,636	51,232	50,826	50,439	50,067	49,718
3	53,787	53,514	53,187	52,820	52,429	52,023	51,608	51,204	50,799	50,412	50,041
4	53,974	53,761	53,489	53,162	52,796	52,406	52,001	51,586	51,182	50,778	50,391
5-9	271,659	270,558	269,771	269,184	268,201	266,901	265,339	263,588	261,695	259,722	257,708
5	54,079	53,952	53,740	53,468	53,141	52,776	52,387	51,982	51,568	51,164	50,760
6	54,108	54,058	53,932	53,721	53,449	53,122	52,758	52,370	51,965	51,551	51,148
7	54,020	54,089	54,040	53,914	53,704	53,432	53,105	52,743	52,355	51,950	51,536
8	54,474	54,002	54,073	54,024	53,898	53,688	53,416	53,091	52,729	52,341	51,936
9	54,978	54,457	53,986	54,057	54,009	53,883	53,673	53,402	53,078	52,716	52,328
10-14	280,020	278,406	276,479	274,343	272,591	271,180	270,090	269,312	268,734	267,764	266,480
10	55,414	54,961	54,441	53,970	54,041	53,994	53,868	53,659	53,388	53,064	52,703
11	55,782	55,395	54,943	54,423	53,953	54,024	53,977	53,852	53,643	53,373	53,049
12	56,069	55,758	55,372	54,921	54,402	53,932	54,003	53,957	53,833	53,624	53,355
13	56,297	56,038	55,728	55,342	54,893	54,375	53,905	53,976	53,931	53,808	53,600
14	56,458	56,254	55,995	55,687	55,302	54,855	54,337	53,868	53,939	53,895	53,773
15-19	282,989	282,252	281,522	280,673	279,640	278,354	276,783	274,893	272,794	271,070	269,689
15	56,555	56,396	56,194	55,936	55,630	55,246	54,801	54,284	53,816	53,887	53,844
16	56,601	56,468	56,312	56,112	55,856	55,552	55,169	54,726	54,211	53,744	53,816
17	56,603	56,487	56,358	56,203	56,006	55,753	55,451	55,070	54,629	54,116	53,651
18	56,599	56,464	56,351	56,225	56,073	55,879	55,628	55,328	54,950	54,511	54,001
19	56,631	56,437	56,307	56,197	56,075	55,924	55,734	55,485	55,188	54,812	54,377
20-24	287,030	284,258	282,134	280,606	279,552	278,772	278,121	277,464	276,685	275,715	274,499
20	56,730	56,451	56,262	56,135	56,029	55,909	55,762	55,574	55,328	55,033	54,661
21	56,932	56,532	56,259	56,073	55,951	55,847	55,731	55,586	55,401	55,157	54,866
22	57,285	56,716	56,322	56,053	55,872	55,753	55,653	55,539	55,397	55,214	54,975
23	57,765	57,049	56,488	56,098	55,836	55,657	55,543	55,445	55,334	55,194	55,016
24	58,318	57,510	56,803	56,247	55,864	55,606	55,432	55,320	55,225	55,117	54,981
25-29	311,395	304,357	298,161	292,081	286,315	280,700	278,093	276,105	274,694	273,730	273,044
25	61,363	58,047	57,247	56,547	55,999	55,620	55,367	55,196	55,088	54,995	54,892
26	61,578	61,063	57,768	56,975	56,285	55,742	55,369	55,119	54,952	54,847	54,759
27	62,094	61,264	60,756	57,481	56,698	56,015	55,478	55,111	54,864	54,700	54,600
28	62,549	61,767	60,947	60,446	57,193	56,417	55,741	55,210	54,847	54,604	54,446
29	63,811	62,216	61,443	60,632	60,140	56,906	56,138	55,469	54,943	54,584	54,347
30-34	332,936	328,353	322,080	315,434	308,877	303,597	296,844	290,901	285,062	279,509	274,113
30	65,234	63,475	61,892	61,127	60,327	59,840	56,627	55,866	55,202	54,681	54,329
31	66,664	64,895	63,151	61,579	60,824	60,031	59,551	56,356	55,601	54,943	54,429
32	67,173	66,321	64,566	62,835	61,276	60,529	59,744	59,269	56,091	55,342	54,693
33	67,183	66,827	65,984	64,242	62,525	60,978	60,238	59,460	58,990	55,829	55,089
34	66,682	66,835	66,487	65,651	63,925	62,219	60,684	59,950	59,178	58,714	55,573
35-39	307,360	316,386	322,592	325,979	326,771	324,708	320,351	314,328	307,938	301,616	296,551
35	65,710	66,337	66,495	66,152	65,327	63,612	61,919	60,394	59,666	58,901	58,445
36	64,217	65,373	66,002	66,163	65,828	65,010	63,307	61,625	60,111	59,389	58,633
37	62,095	63,891	65,046	65,675	65,842	65,511	64,702	63,009	61,339	59,834	59,121
38	59,302	61,782	63,574	64,727	65,359	65,528	65,203	64,400	62,719	61,059	59,566
39	56,036	59,003	61,475	63,262	64,415	65,047	65,220	64,900	64,103	62,433	60,786
40-44	231,701	245,540	260,146	274,687	288,119	299,556	308,455	314,607	318,007	318,859	316,941
40	52,551	55,748	58,705	61,167	62,951	64,102	64,735	64,911	64,595	63,805	62,148
41	49,129	52,271	55,456	58,400	60,855	62,633	63,783	64,416	64,594	64,283	63,502
42	45,976	48,854	51,983	55,153	58,087	60,532	62,305	63,453	64,086	64,266	63,963
43	43,227	45,706	48,572	51,686	54,844	57,764	60,200	61,968	63,112	63,745	63,931
44	40,818	42,961	45,430	48,281	51,382	54,525	57,432	59,859	61,620	62,760	63,397

Fuente: Ministerio de Economía, Dirección General de Estadística y Censos.

El Salvador: Estimaciones y proyecciones de la población de masculina por años calendario y edades simples. 2005-2050.

Edad	2030	2031	2032	2033	2034	2035	2036	2037	2038	2039	2040
45-49	176,021	183,163	191,556	201,240	212,270	224,611	238,134	252,395	266,599	279,716	290,918
45	38,619	40,555	42,689	45,145	47,984	51,069	54,199	57,091	59,507	61,261	62,401
46	36,610	38,360	40,287	42,410	44,855	47,679	50,749	53,863	56,740	59,145	60,895
47	34,883	36,356	38,097	40,013	42,127	44,559	47,370	50,423	53,520	56,381	58,778
48	33,504	34,634	36,100	37,831	39,739	41,841	44,262	47,057	50,092	53,172	56,021
49	32,405	33,258	34,383	35,841	37,565	39,463	41,554	43,961	46,740	49,757	52,823
50-54	150,889	152,892	155,565	159,077	163,663	169,424	176,392	184,561	193,981	204,694	216,691
50	31,494	32,157	33,007	34,126	35,578	37,293	39,181	41,259	43,652	46,414	49,417
51	30,720	31,239	31,900	32,745	33,861	35,304	37,010	38,886	40,951	43,329	46,077
52	30,079	30,453	30,971	31,629	32,473	33,582	35,017	36,712	38,576	40,627	42,993
53	29,532	29,800	30,175	30,690	31,349	32,188	33,291	34,716	36,399	38,250	40,290
54	29,064	29,243	29,512	29,887	30,402	31,057	31,893	32,988	34,403	36,074	37,914
55-59	137,683	138,970	140,004	140,973	142,111	143,605	145,608	148,243	151,679	156,126	161,715
55	28,629	28,766	28,947	29,217	29,594	30,106	30,759	31,590	32,677	34,081	35,743
56	28,177	28,326	28,465	28,648	28,920	29,296	29,807	30,456	31,282	32,361	33,757
57	27,648	27,869	28,020	28,161	28,348	28,620	28,996	29,504	30,149	30,969	32,044
58	26,995	27,335	27,557	27,710	27,855	28,043	28,316	28,690	29,196	29,836	30,654
59	26,234	26,674	27,015	27,237	27,394	27,540	27,730	28,003	28,375	28,879	29,517
60-64	118,018	120,770	123,361	125,701	127,722	129,365	130,672	131,736	132,738	133,886	135,389
60	25,408	25,904	26,344	26,683	26,908	27,066	27,215	27,405	27,678	28,048	28,552
61	24,533	25,068	25,563	26,000	26,341	26,566	26,726	26,876	27,066	27,339	27,711
62	23,629	24,184	24,717	25,208	25,646	25,985	26,212	26,372	26,523	26,714	26,990
63	22,699	23,275	23,826	24,354	24,845	25,279	25,618	25,845	26,006	26,158	26,353
64	21,749	22,339	22,911	23,456	23,982	24,469	24,901	25,238	25,465	25,627	25,783
65-69	94,909	97,548	100,280	103,043	105,822	108,550	111,191	113,675	115,930	117,873	119,489
65	20,806	21,383	21,968	22,533	23,076	23,597	24,081	24,509	24,844	25,070	25,237
66	19,875	20,433	21,005	21,582	22,144	22,681	23,198	23,677	24,101	24,434	24,663
67	18,966	19,493	20,046	20,610	21,183	21,738	22,270	22,781	23,255	23,674	24,009
68	18,067	18,574	19,095	19,640	20,200	20,764	21,314	21,839	22,343	22,811	23,230
69	17,195	17,665	18,166	18,678	19,219	19,770	20,328	20,869	21,387	21,884	22,350
70-74	73,819	75,604	77,576	79,714	81,988	84,361	86,824	89,360	91,930	94,496	97,044
70	16,330	16,785	17,249	17,741	18,249	18,781	19,325	19,873	20,406	20,916	21,410
71	15,501	15,914	16,362	16,818	17,305	17,804	18,328	18,862	19,401	19,924	20,431
72	14,711	15,078	15,485	15,924	16,375	16,852	17,344	17,858	18,381	18,910	19,428
73	13,985	14,280	14,642	15,040	15,474	15,915	16,385	16,866	17,370	17,882	18,405
74	13,292	13,547	13,838	14,191	14,585	15,009	15,442	15,901	16,372	16,864	17,370
75-79	55,920	57,084	58,244	59,434	60,747	62,194	63,818	65,593	67,509	69,524	71,655
75	12,612	12,844	13,096	13,380	13,729	14,113	14,529	14,952	15,399	15,859	16,344
76	11,920	12,150	12,378	12,624	12,906	13,246	13,622	14,027	14,438	14,874	15,327
77	11,208	11,438	11,664	11,886	12,130	12,404	12,737	13,102	13,495	13,894	14,323
78	10,470	10,704	10,930	11,149	11,370	11,606	11,874	12,197	12,550	12,930	13,322
79	9,710	9,948	10,176	10,395	10,612	10,825	11,056	11,315	11,627	11,967	12,339
80-84	37,462	38,397	39,382	40,381	41,407	42,417	43,420	44,410	45,426	46,523	47,757
80	8,950	9,173	9,404	9,623	9,839	10,048	10,256	10,479	10,728	11,027	11,359
81	8,198	8,403	8,618	8,839	9,054	9,260	9,464	9,663	9,877	10,115	10,407
82	7,463	7,649	7,847	8,051	8,266	8,471	8,670	8,864	9,054	9,259	9,492
83	6,757	6,926	7,105	7,292	7,490	7,694	7,891	8,079	8,264	8,444	8,645
84	6,094	6,246	6,408	6,576	6,758	6,944	7,139	7,325	7,503	7,678	7,854
85 y más	35,010	35,998	37,031	38,095	39,237	40,415	41,658	42,939	44,246	45,570	46,966

Fuente: Ministerio de Economía, Dirección General de Estadística y Censos.

El Salvador: Estimaciones y proyecciones de la población de masculina por años calendario y edades simples. 2005-2050.

Edad	2041	2042	2043	2044	2045	2046	2047	2048	2049	2050
Total	3,683,175	3,700,392	3,717,154	3,733,301	3,749,014	3,764,129	3,778,665	3,792,611	3,805,966	3,819,086
0-4	247,210	245,741	244,414	243,224	242,157	241,210	240,355	239,571	238,835	238,142
0	48,964	48,724	48,513	48,321	48,152	47,997	47,850	47,708	47,569	47,440
1	49,139	48,868	48,633	48,426	48,239	48,074	47,923	47,780	47,641	47,507
2	49,395	49,107	48,836	48,602	48,395	48,209	48,044	47,894	47,751	47,613
3	49,692	49,370	49,082	48,812	48,578	48,371	48,186	48,021	47,871	47,729
4	50,020	49,672	49,350	49,063	48,793	48,559	48,352	48,168	48,003	47,853
5-9	255,698	253,722	251,813	249,983	248,273	246,679	245,222	243,904	242,725	241,669
5	50,374	50,003	49,655	49,333	49,047	48,777	48,543	48,336	48,153	47,988
6	50,744	50,358	49,988	49,640	49,318	49,032	48,763	48,529	48,322	48,139
7	51,134	50,730	50,344	49,974	49,627	49,305	49,019	48,750	48,516	48,310
8	51,523	51,121	50,717	50,331	49,962	49,615	49,293	49,007	48,738	48,505
9	51,923	51,510	51,109	50,705	50,319	49,950	49,604	49,282	48,996	48,727
10-14	264,931	263,184	261,296	259,333	257,326	255,323	253,353	251,452	249,629	247,924
10	52,315	51,910	51,497	51,097	50,693	50,307	49,938	49,592	49,271	48,985
11	52,688	52,300	51,896	51,483	51,083	50,680	50,294	49,925	49,579	49,258
12	53,031	52,670	52,282	51,879	51,466	51,066	50,664	50,278	49,909	49,564
13	53,331	53,007	52,647	52,259	51,857	51,444	51,044	50,643	50,257	49,889
14	53,566	53,297	52,974	52,615	52,227	51,826	51,413	51,014	50,613	50,228
15-19	268,629	267,878	267,326	266,381	265,121	263,593	261,871	260,004	258,061	256,080
15	53,724	53,517	53,249	52,927	52,569	52,182	51,782	51,369	50,971	50,571
16	53,774	53,656	53,450	53,183	52,862	52,505	52,119	51,720	51,308	50,912
17	53,724	53,684	53,567	53,363	53,097	52,778	52,422	52,037	51,640	51,230
18	53,538	53,612	53,575	53,459	53,257	52,993	52,675	52,321	51,937	51,543
19	53,869	53,409	53,485	53,449	53,336	53,135	52,873	52,557	52,205	51,824
20-24	272,993	271,173	269,151	267,500	266,187	265,188	264,487	263,977	263,078	261,872
20	54,228	53,723	53,268	53,345	53,311	53,199	53,000	52,740	52,426	52,078
21	54,496	54,067	53,567	53,114	53,193	53,161	53,051	52,854	52,596	52,285
22	54,685	54,319	53,895	53,398	52,949	53,029	52,999	52,891	52,696	52,442
23	54,779	54,492	54,131	53,711	53,218	52,772	52,853	52,825	52,719	52,528
24	54,805	54,572	54,290	53,932	53,516	53,027	52,584	52,667	52,641	52,539
25-29	272,466	271,892	271,200	270,317	269,189	267,778	266,057	264,124	262,556	261,327
25	54,757	54,585	54,357	54,078	53,725	53,312	52,827	52,388	52,472	52,450
26	54,657	54,527	54,359	54,134	53,859	53,510	53,101	52,619	52,184	52,272
27	54,514	54,417	54,291	54,126	53,905	53,633	53,288	52,883	52,405	51,976
28	54,347	54,266	54,173	54,050	53,889	53,671	53,403	53,061	52,660	52,189
29	54,191	54,097	54,020	53,929	53,811	53,652	53,438	53,173	52,835	52,440
30-34	271,639	269,771	268,472	267,609	267,010	266,523	266,027	265,411	264,607	263,566
30	54,095	53,943	53,853	53,779	53,692	53,576	53,420	53,210	52,948	52,616
31	54,081	53,851	53,704	53,616	53,546	53,462	53,348	53,195	52,988	52,731
32	54,182	53,839	53,614	53,470	53,385	53,318	53,236	53,125	52,975	52,773
33	54,444	53,939	53,601	53,379	53,239	53,157	53,092	53,013	52,904	52,759
34	54,837	54,199	53,700	53,365	53,148	53,010	52,931	52,868	52,792	52,687
35-39	290,026	284,296	278,670	273,319	268,111	265,764	264,004	262,790	262,002	261,480
35	55,319	54,590	53,958	53,464	53,134	52,920	52,785	52,708	52,647	52,576
36	58,180	55,072	54,349	53,722	53,234	52,907	52,696	52,564	52,489	52,433
37	58,369	57,922	54,831	54,114	53,493	53,009	52,686	52,477	52,348	52,278
38	58,858	58,113	57,671	54,596	53,885	53,269	52,789	52,469	52,263	52,139
39	59,300	58,599	57,861	57,423	54,365	53,659	53,048	52,572	52,255	52,054
40-44	312,765	306,966	300,812	294,723	289,850	283,550	278,017	272,577	267,406	262,379
40	60,510	59,034	58,340	57,608	57,175	54,133	53,432	52,825	52,353	52,042
41	61,854	60,228	58,763	58,075	57,350	56,921	53,895	53,199	52,597	52,131
42	63,187	61,552	59,938	58,482	57,802	57,082	56,658	53,648	52,958	52,363
43	63,631	62,863	61,241	59,638	58,193	57,519	56,805	56,386	53,393	52,711
44	63,583	63,289	62,530	60,920	59,330	57,895	57,227	56,519	56,105	53,132

Fuente: Ministerio de Economía, Dirección General de Estadística y Censos.

El Salvador: Estimaciones y proyecciones de la población de masculina por años calendario y edades simples. 2005-2050.

Edad	2041	2042	2043	2044	2045	2046	2047	2048	2049	2050
45-49	299,645	305,713	309,118	310,045	308,270	304,304	298,749	292,840	286,991	282,333
45	63,036	63,226	62,939	62,187	60,590	59,012	57,588	56,926	56,224	55,818
46	62,030	62,666	62,860	62,578	61,835	60,251	58,684	57,271	56,616	55,923
47	60,519	61,652	62,290	62,486	62,211	61,475	59,904	58,349	56,947	56,302
48	58,405	60,140	61,271	61,909	62,109	61,839	61,111	59,552	58,009	56,622
49	55,655	58,029	59,758	60,885	61,525	61,727	61,462	60,742	59,195	57,668
50-54	229,820	243,674	257,492	270,267	281,186	289,728	295,694	299,078	300,066	298,449
50	52,463	55,281	57,645	59,366	60,491	61,130	61,335	61,075	60,363	58,832
51	49,060	52,089	54,893	57,244	58,958	60,079	60,718	60,925	60,670	59,971
52	45,721	48,686	51,697	54,484	56,823	58,528	59,645	60,283	60,493	60,248
53	42,638	45,348	48,295	51,285	54,056	56,381	58,076	59,189	59,826	60,043
54	39,938	42,270	44,962	47,888	50,858	53,610	55,920	57,606	58,714	59,355
55-59	168,445	176,335	185,435	195,780	207,358	220,034	233,407	246,741	259,079	269,660
55	37,567	39,578	41,894	44,565	47,471	50,419	53,152	55,446	57,122	58,230
56	35,404	37,216	39,213	41,511	44,163	47,047	49,972	52,685	54,963	56,634
57	33,427	35,063	36,862	38,843	41,125	43,756	46,617	49,519	52,211	54,478
58	31,719	33,092	34,717	36,501	38,468	40,731	43,341	46,178	49,057	51,733
59	30,328	31,386	32,749	34,360	36,131	38,081	40,325	42,913	45,726	48,585
60-64	137,355	139,930	143,270	147,570	152,950	159,423	166,988	175,699	185,600	196,692
60	29,184	29,991	31,041	32,392	33,991	35,746	37,679	39,903	42,467	45,260
61	28,210	28,839	29,641	30,682	32,022	33,606	35,344	37,259	39,462	42,006
62	27,358	27,855	28,481	29,276	30,310	31,637	33,205	34,926	36,822	39,007
63	26,626	26,994	27,489	28,110	28,900	29,924	31,237	32,789	34,492	36,373
64	25,977	26,251	26,618	27,110	27,727	28,510	29,523	30,822	32,357	34,046
65-69	120,778	121,857	122,891	124,059	125,552	127,483	129,975	133,173	137,269	142,388
65	25,392	25,588	25,863	26,228	26,718	27,329	28,104	29,106	30,390	31,912
66	24,829	24,986	25,185	25,458	25,823	26,309	26,914	27,680	28,671	29,943
67	24,235	24,404	24,563	24,762	25,036	25,398	25,880	26,478	27,236	28,219
68	23,560	23,788	23,959	24,119	24,320	24,592	24,951	25,428	26,019	26,773
69	22,762	23,091	23,321	23,492	23,655	23,855	24,126	24,481	24,953	25,541
70-74	99,495	101,820	103,955	105,809	107,365	108,638	109,714	110,743	111,895	113,360
70	21,867	22,276	22,604	22,833	23,006	23,170	23,369	23,638	23,990	24,461
71	20,915	21,367	21,773	22,097	22,327	22,500	22,664	22,863	23,130	23,483
72	19,924	20,402	20,849	21,249	21,572	21,800	21,973	22,137	22,335	22,605
73	18,910	19,399	19,871	20,310	20,706	21,025	21,251	21,424	21,587	21,790
74	17,879	18,376	18,858	19,320	19,754	20,143	20,457	20,681	20,853	21,021
75-79	73,840	76,104	78,413	80,723	83,014	85,234	87,340	89,269	90,959	92,416
75	16,836	17,335	17,824	18,295	18,750	19,175	19,557	19,865	20,087	20,264
76	15,796	16,278	16,767	17,244	17,707	18,151	18,567	18,940	19,243	19,468
77	14,760	15,218	15,689	16,164	16,631	17,082	17,514	17,920	18,284	18,588
78	13,734	14,159	14,606	15,062	15,525	15,978	16,416	16,835	17,230	17,591
79	12,714	13,114	13,527	13,958	14,401	14,848	15,286	15,709	16,115	16,505
80-84	49,104	50,582	52,188	53,869	55,640	57,468	59,349	61,255	63,166	65,092
80	11,713	12,076	12,464	12,860	13,278	13,703	14,133	14,554	14,962	15,361
81	10,721	11,062	11,412	11,783	12,165	12,565	12,971	13,383	13,786	14,185
82	9,766	10,068	10,395	10,728	11,085	11,448	11,829	12,216	12,608	13,001
83	8,863	9,126	9,415	9,724	10,043	10,382	10,726	11,087	11,454	11,834
84	8,041	8,250	8,502	8,774	9,069	9,370	9,690	10,015	10,356	10,711
85 y más	48,336	49,754	51,238	52,790	54,455	56,209	58,056	60,003	62,042	64,257

Fuente: Ministerio de Economía, Dirección General de Estadística y Censos.

El Salvador: Estimaciones y proyecciones de la población de femenina por años calendario y edades simples. 2005-2050.

Edad	2005	2006	2007	2008	2009	2010	2011	2012	2013	2014	2015	2016
Total	3,174,480	3,192,198	3,209,491	3,226,286	3,247,458	3,271,195	3,297,448	3,325,765	3,355,550	3,386,507	3,418,235	3,450,610
0-4	323,546	314,379	306,328	298,630	291,562	285,377	281,891	279,186	277,177	275,710	274,587	273,652
0	62,294	59,203	58,141	57,214	56,489	55,957	55,577	55,311	55,101	54,934	54,762	54,581
1	63,424	62,023	58,949	57,897	56,988	56,275	55,756	55,388	55,130	54,927	54,767	54,602
2	64,554	63,288	61,891	58,823	57,788	56,889	56,186	55,675	55,314	55,061	54,862	54,706
3	65,684	64,422	63,159	61,765	58,717	57,695	56,807	56,114	55,611	55,256	55,008	54,814
4	67,590	65,443	64,188	62,931	61,580	58,561	57,565	56,698	56,021	55,532	55,188	54,949
5-9	362,441	354,236	344,638	334,956	325,877	317,994	309,517	302,171	295,153	288,623	282,886	279,760
5	69,678	67,311	65,172	63,924	62,719	61,402	58,416	57,444	56,597	55,936	55,461	55,127
6	71,795	69,364	67,006	64,876	63,687	62,521	61,240	58,283	57,335	56,506	55,859	55,397
7	73,016	71,453	69,032	66,683	64,620	63,474	62,346	61,097	58,166	57,238	56,425	55,792
8	73,792	72,655	71,102	68,691	66,413	64,396	63,291	62,197	60,974	58,065	57,155	56,355
9	74,160	73,453	72,326	70,782	68,438	66,201	64,224	63,150	62,081	60,878	57,986	57,089
10-14	361,833	364,650	365,335	363,836	360,578	355,045	347,680	339,035	330,380	322,098	314,882	306,941
10	74,179	73,837	73,138	72,020	70,539	68,235	66,036	64,088	63,038	61,988	60,801	57,922
11	73,800	73,854	73,520	72,830	71,774	70,333	68,067	65,898	63,974	62,943	61,909	60,734
12	72,908	73,455	73,517	73,191	72,567	71,554	70,152	67,918	65,775	63,872	62,857	61,837
13	71,430	72,521	73,077	73,147	72,895	72,318	71,348	69,982	67,777	65,658	63,774	62,773
14	69,516	70,983	72,083	72,648	72,803	72,605	72,077	71,149	69,816	67,637	65,541	63,675
15-19	315,786	322,739	330,241	337,701	344,828	350,682	354,788	356,880	356,835	354,723	350,151	343,575
15	67,334	68,995	70,473	71,583	72,245	72,463	72,322	71,842	70,953	69,650	67,498	65,423
16	65,094	66,739	68,412	69,900	71,122	71,855	72,139	72,052	71,616	70,762	69,489	67,361
17	62,957	64,434	66,093	67,778	69,389	70,690	71,496	71,840	71,801	71,404	70,582	69,336
18	61,063	62,249	63,740	65,412	67,231	68,926	70,306	71,175	71,571	71,574	71,210	70,417
19	59,338	60,322	61,523	63,028	64,841	66,748	68,525	69,971	70,894	71,333	71,372	71,038
20-24	273,692	276,982	281,050	285,910	292,244	299,787	308,467	317,929	327,499	336,266	343,494	348,715
20	57,654	58,579	59,579	60,795	62,443	64,347	66,338	68,183	69,683	70,651	71,126	71,195
21	56,003	56,889	57,830	58,845	60,207	61,946	63,935	65,995	67,894	69,438	70,442	70,947
22	54,516	55,238	56,140	57,097	58,257	59,711	61,535	63,593	65,706	67,650	69,229	70,262
23	53,283	53,752	54,491	55,408	56,511	57,763	59,302	61,194	63,306	65,463	67,441	69,049
24	52,236	52,524	53,010	53,765	54,826	56,020	57,357	58,964	60,910	63,064	65,256	67,262
25-29	247,986	248,554	249,462	250,859	253,555	257,424	262,436	268,483	275,524	283,537	292,477	302,274
25	51,284	51,485	51,789	52,291	53,189	54,341	55,618	57,022	58,682	60,671	62,859	65,078
26	50,379	50,541	50,760	51,080	51,722	52,710	53,945	55,287	56,744	58,446	60,468	62,682
27	49,537	49,648	49,827	50,062	50,521	51,251	52,319	53,619	55,012	56,511	58,246	60,294
28	48,759	48,820	48,948	49,144	49,514	50,059	50,868	51,999	53,350	54,783	56,314	58,074
29	48,027	48,060	48,138	48,282	48,609	49,063	49,686	50,556	51,736	53,126	54,590	56,146
30-34	228,373	229,470	230,192	230,699	231,728	233,260	235,361	238,044	241,406	245,612	250,740	256,754
30	47,331	47,348	47,397	47,492	47,764	48,171	48,700	49,383	50,300	51,518	52,938	54,426
31	46,616	46,674	46,708	46,773	46,991	47,341	47,820	48,406	49,135	50,089	51,335	52,779
32	45,806	45,984	46,058	46,108	46,290	46,583	47,002	47,536	48,166	48,930	49,912	51,180
33	44,844	45,200	45,394	45,483	45,645	45,898	46,257	46,728	47,303	47,967	48,757	49,761
34	43,776	44,264	44,635	44,843	45,038	45,267	45,582	45,991	46,502	47,108	47,798	48,608
35-39	202,014	205,074	208,026	210,752	213,504	216,051	218,371	220,514	222,613	224,867	227,417	230,333
35	42,663	43,221	43,722	44,106	44,414	44,674	44,961	45,323	45,770	46,311	46,941	47,650
36	41,546	42,129	42,701	43,214	43,692	44,061	44,377	44,709	45,106	45,583	46,146	46,794
37	40,415	41,030	41,626	42,210	42,813	43,349	43,771	44,130	44,497	44,921	45,419	46,001
38	39,271	39,914	40,541	41,149	41,820	42,477	43,065	43,528	43,921	44,314	44,759	45,274
39	38,119	38,780	39,436	40,073	40,765	41,490	42,197	42,824	43,319	43,738	44,152	44,614
40-44	173,208	176,629	180,070	183,513	187,283	191,220	195,297	199,411	203,419	207,158	210,532	213,520
40	36,963	37,635	38,307	38,974	39,694	40,438	41,211	41,957	42,615	43,135	43,574	44,005
41	35,804	36,482	37,165	37,848	38,596	39,367	40,158	40,969	41,744	42,427	42,966	43,422
42	34,642	35,326	36,015	36,707	37,470	38,267	39,085	39,913	40,752	41,550	42,252	42,806
43	33,478	34,170	34,865	35,563	36,331	37,142	37,983	38,837	39,692	40,554	41,370	42,086
44	32,321	33,016	33,718	34,421	35,192	36,006	36,860	37,735	38,616	39,492	40,370	41,201

Fuente: Ministerio de Economía, Dirección General de Estadística y Censos.

El Salvador: Estimaciones y proyecciones de la población de femenina por años calendario y edades simples. 2005-2050.

Edad	2005	2006	2007	2008	2009	2010	2011	2012	2013	2014	2015	2016
45-49	145,808	148,687	151,888	155,326	159,162	163,220	167,467	171,868	176,383	180,969	185,582	190,192
45	31,174	31,872	32,577	33,286	34,060	34,874	35,729	36,615	37,515	38,416	39,307	40,198
46	30,069	30,742	31,448	32,161	32,935	33,751	34,603	35,488	36,398	37,317	38,232	39,135
47	29,053	29,652	30,334	31,047	31,822	32,634	33,486	34,367	35,274	36,201	37,133	38,059
48	28,158	28,651	29,259	29,947	30,718	31,529	32,375	33,253	34,154	35,078	36,017	36,959
49	27,354	27,770	28,270	28,885	29,627	30,432	31,274	32,145	33,042	33,957	34,893	35,841
50-54	125,413	127,412	129,423	131,535	134,094	137,111	140,602	144,511	148,738	153,168	157,712	162,342
50	26,600	26,977	27,400	27,906	28,572	29,346	30,180	31,045	31,934	32,844	33,770	34,715
51	25,855	26,231	26,615	27,044	27,599	28,295	29,095	29,951	30,832	31,734	32,653	33,587
52	25,103	25,492	25,874	26,264	26,740	27,323	28,045	28,865	29,735	30,628	31,538	32,465
53	24,323	24,744	25,140	25,526	25,960	26,464	27,071	27,813	28,646	29,527	30,428	31,345
54	23,532	23,968	24,394	24,795	25,223	25,683	26,211	26,837	27,591	28,435	29,323	30,230
55-59	106,455	108,382	110,425	112,545	114,853	117,250	119,722	122,285	125,008	128,022	131,400	135,166
55	22,752	23,180	23,621	24,052	24,493	24,945	25,428	25,974	26,613	27,377	28,228	29,121
56	21,998	22,403	22,837	23,281	23,751	24,214	24,689	25,189	25,748	26,396	27,166	28,023
57	21,268	21,653	22,063	22,500	22,981	23,472	23,955	24,448	24,960	25,528	26,183	26,958
58	20,562	20,925	21,316	21,729	22,200	22,701	23,212	23,711	24,215	24,736	25,311	25,971
59	19,875	20,221	20,588	20,983	21,428	21,918	22,438	22,963	23,472	23,985	24,512	25,093
60-64	89,633	91,046	92,606	94,284	96,203	98,302	100,587	103,045	105,625	108,269	110,942	113,629
60	19,199	19,532	19,883	20,252	20,678	21,141	21,648	22,182	22,716	23,233	23,752	24,284
61	18,536	18,852	19,190	19,543	19,941	20,385	20,864	21,384	21,926	22,467	22,988	23,513
62	17,898	18,186	18,507	18,846	19,227	19,641	20,101	20,592	21,120	21,669	22,213	22,739
63	17,292	17,544	17,837	18,159	18,525	18,922	19,351	19,823	20,321	20,854	21,407	21,955
64	16,708	16,932	17,189	17,484	17,832	18,213	18,623	19,064	19,542	20,046	20,582	21,138
65-69	74,500	75,723	76,887	78,041	79,363	80,861	82,551	84,428	86,455	88,623	90,910	93,334
65	16,133	16,340	16,569	16,828	17,148	17,510	17,904	18,326	18,772	19,256	19,762	20,301
66	15,550	15,757	15,969	16,201	16,483	16,816	17,190	17,595	18,022	18,473	18,958	19,468
67	14,938	15,168	15,381	15,595	15,849	16,143	16,487	16,871	17,281	17,711	18,164	18,651
68	14,282	14,556	14,790	15,004	15,239	15,503	15,808	16,161	16,548	16,962	17,392	17,848
69	13,597	13,902	14,178	14,413	14,644	14,889	15,162	15,475	15,832	16,221	16,634	17,066
70-74	57,456	59,137	60,756	62,286	63,763	65,164	66,518	67,857	69,223	70,690	72,287	74,042
70	12,904	13,220	13,526	13,801	14,050	14,289	14,542	14,822	15,138	15,496	15,884	16,298
71	12,209	12,530	12,846	13,150	13,435	13,689	13,934	14,193	14,475	14,792	15,148	15,537
72	11,504	11,836	12,157	12,469	12,779	13,066	13,325	13,574	13,834	14,117	14,432	14,788
73	10,784	11,133	11,463	11,779	12,095	12,404	12,693	12,954	13,203	13,463	13,744	14,059
74	10,055	10,418	10,764	11,087	11,404	11,716	12,024	12,314	12,573	12,822	13,079	13,360
75-79	39,859	41,365	42,991	44,654	46,310	47,916	49,477	51,005	52,480	53,897	55,243	56,552
75	9,325	9,691	10,050	10,387	10,708	11,020	11,330	11,637	11,923	12,180	12,426	12,683
76	8,609	8,962	9,321	9,671	10,003	10,317	10,625	10,932	11,233	11,516	11,769	12,014
77	7,927	8,243	8,588	8,935	9,278	9,601	9,909	10,213	10,513	10,808	11,085	11,337
78	7,293	7,554	7,863	8,195	8,533	8,865	9,179	9,482	9,778	10,071	10,357	10,631
79	6,705	6,915	7,169	7,466	7,788	8,113	8,434	8,741	9,033	9,322	9,606	9,887
80-84	23,677	24,639	25,917	27,253	28,619	29,970	31,217	32,567	33,947	35,325	36,669	37,998
80	5,842	6,322	6,527	6,770	7,056	7,363	7,678	7,989	8,284	8,567	8,845	9,123
81	5,168	5,474	5,931	6,126	6,360	6,632	6,926	7,230	7,527	7,811	8,082	8,353
82	4,589	4,809	5,101	5,530	5,717	5,938	6,198	6,481	6,769	7,053	7,323	7,586
83	4,125	4,242	4,452	4,725	5,128	5,304	5,515	5,764	6,031	6,305	6,573	6,833
84	3,953	3,792	3,906	4,102	4,358	4,733	4,900	5,103	5,336	5,589	5,846	6,103
85 y más	22,800	23,094	23,256	23,506	23,932	24,561	25,499	26,546	27,685	28,950	30,324	31,831

Fuente: Ministerio de Economía, Dirección General de Estadística y Censos.

El Salvador: Estimaciones y proyecciones de la población de femenina por años calendario y edades simples. 2005-2050.

Edad	2017	2018	2019	2020	2021	2022	2023	2024	2025	2026	2027	2028	2029
Total	3,483,307	3,516,000	3,548,592	3,580,830	3,612,657	3,643,834	3,674,549	3,705,072	3,735,253	3,765,083	3,794,344	3,823,181	3,851,181
0-4	272,753	271,783	270,652	269,297	267,676	265,764	263,669	261,943	260,556	259,480	258,701	258,116	257,159
0	54,358	54,084	53,762	53,372	52,926	52,415	51,958	52,008	51,959	51,827	51,618	51,354	51,034
1	54,427	54,209	53,940	53,623	53,238	52,797	52,291	51,838	51,891	51,845	51,716	51,511	51,249
2	54,545	54,372	54,157	53,889	53,574	53,191	52,751	52,247	51,795	51,850	51,804	51,676	51,472
3	54,661	54,503	54,332	54,119	53,853	53,540	53,158	52,720	52,217	51,766	51,821	51,777	51,649
4	54,762	54,615	54,461	54,294	54,085	53,821	53,511	53,130	52,694	52,192	51,742	51,798	51,755
5-9	277,343	275,567	274,290	273,321	272,511	271,715	270,829	269,771	268,478	266,909	265,041	262,983	261,289
5	54,897	54,716	54,575	54,425	54,262	54,056	53,794	53,487	53,107	52,672	52,172	51,723	51,780
6	55,072	54,849	54,675	54,539	54,393	54,233	54,031	53,771	53,465	53,088	52,654	52,155	51,706
7	55,340	55,024	54,807	54,639	54,508	54,365	54,208	54,009	53,751	53,446	53,070	52,638	52,140
8	55,734	55,291	54,982	54,770	54,608	54,480	54,340	54,186	53,988	53,733	53,429	53,054	52,623
9	56,300	55,687	55,251	54,948	54,740	54,581	54,456	54,318	54,167	53,970	53,716	53,413	53,040
10-14	300,028	293,362	287,116	281,611	278,668	276,398	274,740	273,560	272,666	271,918	271,175	270,335	269,312
10	57,035	56,254	55,648	55,217	54,919	54,714	54,557	54,435	54,298	54,150	53,954	53,700	53,398
11	57,866	56,988	56,213	55,613	55,186	54,892	54,689	54,535	54,415	54,279	54,133	53,938	53,685
12	60,673	57,815	56,943	56,175	55,579	55,156	54,865	54,665	54,512	54,394	54,260	54,115	53,921
13	61,766	60,612	57,763	56,898	56,135	55,544	55,124	54,836	54,638	54,487	54,370	54,239	54,094
14	62,688	61,693	60,549	57,708	56,849	56,092	55,505	55,089	54,803	54,608	54,458	54,343	54,214
15-19	335,572	327,440	319,588	312,719	305,065	298,385	291,913	285,827	280,455	277,618	275,432	273,846	272,719
15	63,574	62,600	61,617	60,482	57,649	56,797	56,045	55,462	55,049	54,767	54,573	54,426	54,312
16	65,306	63,474	62,512	61,540	60,413	57,588	56,742	55,995	55,417	55,007	54,727	54,536	54,390
17	67,230	65,193	63,376	62,425	61,464	60,345	57,528	56,687	55,944	55,370	54,963	54,686	54,497
18	69,194	67,108	65,087	63,283	62,343	61,390	60,278	57,469	56,633	55,894	55,324	54,920	54,644
19	70,268	69,065	66,996	64,989	63,196	62,265	61,320	60,214	57,412	56,580	55,845	55,278	54,876
20-24	351,715	352,409	350,905	346,839	340,681	333,028	325,188	317,582	310,914	303,430	296,893	290,542	284,560
20	70,885	70,135	68,949	66,894	64,899	63,115	62,193	61,254	60,154	57,357	56,529	55,798	55,233
21	71,040	70,750	70,016	68,844	66,801	64,816	63,041	62,126	61,192	60,096	57,305	56,480	55,752
22	70,791	70,903	70,629	69,909	68,748	66,716	64,739	62,972	62,062	61,133	60,041	57,255	56,433
23	70,106	70,653	70,781	70,521	69,811	68,660	66,637	64,668	62,906	62,001	61,076	59,988	57,206
24	68,893	69,968	70,530	70,671	70,422	69,721	68,578	66,562	64,600	62,843	61,942	61,021	59,936
25-29	312,627	322,911	332,250	339,946	345,546	348,860	349,824	348,548	344,678	338,699	331,200	323,497	316,006
25	67,106	68,754	69,844	70,419	70,569	70,329	69,636	68,500	66,490	64,534	62,781	61,884	60,966
26	64,923	66,968	68,629	69,731	70,316	70,474	70,242	69,555	68,425	66,420	64,468	62,720	61,826
27	62,529	64,786	66,844	68,515	69,626	70,219	70,384	70,157	69,476	68,351	66,351	64,404	62,659
28	60,143	62,393	64,662	66,731	68,409	69,528	70,127	70,297	70,075	69,399	68,278	66,283	64,340
29	57,926	60,010	62,271	64,550	66,626	68,310	69,435	70,039	70,212	69,995	69,322	68,206	66,215
30-34	263,602	271,278	279,795	289,127	299,233	309,820	320,288	329,777	337,597	343,305	346,717	347,773	346,585
30	56,002	57,796	59,892	62,161	64,447	66,528	68,217	69,346	69,954	70,131	69,917	69,248	68,134
31	54,285	55,876	57,681	59,785	62,061	64,351	66,436	68,128	69,260	69,871	70,051	69,840	69,173
32	52,642	54,162	55,763	57,576	59,686	61,966	64,260	66,347	68,041	69,176	69,790	69,972	69,763
33	51,045	52,520	54,050	55,659	57,478	59,592	61,875	64,171	66,260	67,955	69,091	69,708	69,892
34	49,628	50,924	52,409	53,946	55,561	57,383	59,500	61,785	64,082	66,172	67,868	69,005	69,623
35-39	233,669	237,551	242,165	247,617	253,883	260,921	268,743	277,363	286,769	296,924	307,539	318,026	327,525
35	48,476	49,507	50,812	52,304	53,846	55,465	57,290	59,409	61,694	63,991	66,081	67,778	68,916
36	47,518	48,356	49,395	50,707	52,204	53,749	55,371	57,197	59,317	61,602	63,898	65,989	67,685
37	46,663	47,397	48,244	49,290	50,607	52,106	53,655	55,278	57,104	59,225	61,509	63,805	65,894
38	45,870	46,542	47,285	48,138	49,190	50,510	52,012	53,561	55,186	57,012	59,132	61,416	63,710
39	45,142	45,749	46,429	47,178	48,036	49,091	50,415	51,918	53,468	55,094	56,919	59,038	61,320
40-44	216,201	218,730	221,331	224,157	227,292	230,801	234,819	239,535	245,060	251,371	258,438	266,271	274,885
40	44,479	45,018	45,633	46,319	47,074	47,935	48,993	50,319	51,822	53,373	54,998	56,823	58,941
41	43,865	44,349	44,896	45,518	46,209	46,968	47,833	48,892	50,219	51,722	53,272	54,899	56,721
42	43,276	43,728	44,220	44,774	45,401	46,096	46,858	47,725	48,786	50,112	51,616	53,166	54,790
43	42,653	43,132	43,592	44,090	44,649	45,280	45,978	46,743	47,611	48,672	49,999	51,503	53,051
44	41,928	42,503	42,990	43,456	43,959	44,522	45,157	45,856	46,622	47,492	48,553	49,880	51,382

Fuente: Ministerio de Economía, Dirección General de Estadística y Censos.

El Salvador: Estimaciones y proyecciones de la población de femenina por años calendario y edades simples. 2005-2050.

Edad	2017	2018	2019	2020	2021	2022	2023	2024	2025	2026	2027	2028	2029
45-49	194,731	199,080	203,091	206,687	209,855	212,679	215,335	218,038	220,942	224,137	227,688	231,737	236,462
45	41,040	41,775	42,357	42,849	43,321	43,827	44,393	45,031	45,731	46,498	47,368	48,430	49,756
46	40,036	40,885	41,625	42,213	42,710	43,184	43,695	44,262	44,902	45,603	46,370	47,241	48,302
47	38,971	39,879	40,733	41,477	42,069	42,569	43,047	43,560	44,128	44,770	45,471	46,240	47,109
48	37,893	38,811	39,724	40,581	41,328	41,923	42,426	42,906	43,421	43,990	44,633	45,335	46,103
49	36,791	37,730	38,652	39,567	40,427	41,176	41,774	42,279	42,760	43,276	43,846	44,491	45,192
50-54	167,038	171,779	176,539	181,283	185,993	190,602	195,006	199,063	202,698	205,902	208,764	211,453	214,180
50	35,669	36,623	37,566	38,490	39,407	40,268	41,019	41,618	42,125	42,608	43,124	43,696	44,340
51	34,538	35,496	36,453	37,397	38,324	39,241	40,103	40,855	41,455	41,963	42,447	42,964	43,536
52	33,404	34,358	35,319	36,277	37,222	38,150	39,067	39,929	40,681	41,282	41,791	42,276	42,793
53	32,276	33,218	34,174	35,135	36,095	37,039	37,968	38,884	39,745	40,497	41,099	41,610	42,094
54	31,151	32,084	33,027	33,984	34,945	35,904	36,849	37,777	38,692	39,552	40,303	40,907	41,417
55-59	139,272	143,640	148,166	152,773	157,437	162,143	166,888	171,635	176,359	181,044	185,624	190,004	194,036
55	30,031	30,954	31,888	32,831	33,788	34,748	35,707	36,651	37,577	38,491	39,349	40,102	40,704
56	28,919	29,830	30,754	31,688	32,630	33,585	34,546	35,503	36,444	37,369	38,281	39,139	39,890
57	27,817	28,714	29,626	30,549	31,483	32,423	33,377	34,336	35,290	36,230	37,153	38,064	38,918
58	26,749	27,608	28,505	29,416	30,338	31,270	32,209	33,160	34,116	35,069	36,006	36,928	37,835
59	25,756	26,534	27,393	28,289	29,198	30,117	31,049	31,985	32,932	33,885	34,835	35,771	36,689
60-64	116,355	119,193	122,286	125,702	129,469	133,544	137,874	142,342	146,880	151,470	156,099	160,768	165,431
60	24,869	25,531	26,310	27,167	28,061	28,967	29,885	30,813	31,746	32,689	33,639	34,587	35,519
61	24,049	24,634	25,296	26,074	26,928	27,819	28,723	29,637	30,561	31,490	32,430	33,377	34,321
62	23,266	23,803	24,389	25,049	25,826	26,675	27,564	28,464	29,373	30,294	31,218	32,156	33,097
63	22,483	23,010	23,548	24,132	24,791	25,564	26,412	27,295	28,190	29,096	30,011	30,934	31,865
64	21,688	22,215	22,743	23,280	23,863	24,519	25,290	26,133	27,010	27,901	28,801	29,714	30,629
65-69	95,879	98,508	101,175	103,849	106,523	109,215	112,022	115,061	118,397	122,066	126,025	130,226	134,550
65	20,857	21,406	21,933	22,460	22,996	23,576	24,231	24,997	25,834	26,706	27,591	28,488	29,393
66	20,006	20,561	21,109	21,633	22,160	22,693	23,272	23,923	24,683	25,515	26,379	27,261	28,149
67	19,161	19,697	20,250	20,795	21,317	21,842	22,373	22,948	23,595	24,349	25,175	26,034	26,906
68	18,334	18,841	19,375	19,924	20,466	20,984	21,509	22,035	22,606	23,249	23,996	24,817	25,666
69	17,521	18,003	18,508	19,037	19,584	20,120	20,637	21,158	21,679	22,247	22,884	23,626	24,436
70-74	75,938	77,951	80,080	82,310	84,651	87,092	89,624	92,179	94,744	97,308	99,889	102,586	105,485
70	16,729	17,180	17,659	18,159	18,684	19,225	19,760	20,271	20,787	21,305	21,867	22,501	23,232
71	15,949	16,375	16,823	17,297	17,793	18,312	18,849	19,378	19,884	20,396	20,908	21,467	22,091
72	15,174	15,581	16,004	16,446	16,916	17,405	17,921	18,451	18,973	19,474	19,979	20,489	21,040
73	14,413	14,793	15,197	15,614	16,051	16,514	16,999	17,507	18,029	18,545	19,040	19,542	20,043
74	13,673	14,022	14,397	14,794	15,207	15,636	16,095	16,572	17,071	17,588	18,095	18,587	19,079
75-79	57,845	59,155	60,553	62,059	63,696	65,448	67,325	69,294	71,353	73,513	75,761	78,103	80,453
75	12,962	13,269	13,615	13,982	14,374	14,779	15,204	15,656	16,124	16,616	17,123	17,626	18,107
76	12,269	12,543	12,846	13,185	13,546	13,931	14,332	14,748	15,191	15,652	16,133	16,635	17,126
77	11,579	11,829	12,099	12,396	12,730	13,082	13,463	13,855	14,261	14,696	15,147	15,622	16,110
78	10,880	11,117	11,363	11,626	11,918	12,244	12,592	12,963	13,345	13,743	14,166	14,611	15,072
79	10,155	10,397	10,630	10,870	11,128	11,412	11,734	12,072	12,432	12,806	13,192	13,609	14,038
80-84	39,302	40,567	41,793	42,964	44,107	45,231	46,400	47,634	48,954	50,386	51,911	53,545	55,240
80	9,397	9,656	9,892	10,118	10,354	10,604	10,884	11,196	11,523	11,874	12,236	12,615	13,016
81	8,622	8,885	9,137	9,365	9,586	9,814	10,060	10,331	10,631	10,949	11,288	11,643	12,005
82	7,847	8,104	8,358	8,599	8,821	9,034	9,259	9,495	9,756	10,047	10,352	10,683	11,021
83	7,085	7,333	7,580	7,822	8,054	8,267	8,476	8,692	8,918	9,171	9,449	9,747	10,060
84	6,351	6,589	6,826	7,060	7,292	7,512	7,721	7,920	8,126	8,345	8,586	8,857	9,138
85 y más	33,437	35,096	36,817	38,569	40,371	42,188	44,062	45,920	47,753	49,603	51,447	53,370	55,304

Fuente: Ministerio de Economía, Dirección General de Estadística y Censos.

El Salvador: Estimaciones y proyecciones de la población de femenina por años calendario y edades simples. 2005-2050.

Edad	2030	2031	2032	2033	2034	2035	2036	2037	2038	2039	2040
Total	3,878,647	3,905,291	3,931,080	3,956,120	3,980,287	4,003,689	4,026,328	4,048,084	4,069,107	4,089,263	4,108,563
0-4	255,904	254,402	252,709	250,883	248,977	247,029	245,089	243,184	241,343	239,588	237,933
0	50,686	50,305	49,909	49,509	49,111	48,723	48,348	47,989	47,654	47,342	47,056
1	50,934	50,589	50,211	49,818	49,421	49,026	48,641	48,268	47,912	47,579	47,269
2	51,211	50,897	50,553	50,176	49,783	49,387	48,993	48,609	48,236	47,881	47,549
3	51,446	51,185	50,871	50,529	50,152	49,760	49,364	48,971	48,587	48,215	47,860
4	51,627	51,426	51,165	50,851	50,510	50,133	49,743	49,347	48,954	48,571	48,199
5-9	259,931	258,876	258,119	257,552	256,613	255,375	253,885	252,206	250,397	248,507	246,575
5	51,738	51,610	51,410	51,149	50,836	50,495	50,118	49,729	49,334	48,941	48,558
6	51,765	51,723	51,596	51,396	51,135	50,823	50,482	50,106	49,717	49,323	48,930
7	51,692	51,751	51,709	51,584	51,384	51,123	50,811	50,470	50,096	49,707	49,313
8	52,126	51,679	51,738	51,697	51,572	51,373	51,112	50,800	50,460	50,086	49,697
9	52,610	52,113	51,666	51,726	51,686	51,561	51,362	51,101	50,790	50,450	50,077
10-14	268,050	266,506	264,661	262,621	260,944	259,598	258,555	257,807	257,248	256,320	255,091
10	53,027	52,597	52,101	51,654	51,714	51,675	51,550	51,352	51,091	50,780	50,440
11	53,384	53,013	52,583	52,089	51,642	51,702	51,663	51,538	51,342	51,081	50,770
12	53,668	53,369	52,998	52,569	52,075	51,629	51,689	51,650	51,526	51,330	51,070
13	53,901	53,650	53,351	52,980	52,553	52,059	51,613	51,673	51,635	51,512	51,316
14	54,070	53,877	53,628	53,329	52,960	52,533	52,040	51,594	51,654	51,617	51,495
15-19	271,875	271,168	270,459	269,648	268,652	267,412	265,889	264,067	262,045	260,380	259,045
15	54,185	54,042	53,849	53,602	53,303	52,936	52,509	52,017	51,571	51,632	51,596
16	54,278	54,152	54,011	53,819	53,573	53,274	52,909	52,482	51,991	51,545	51,607
17	54,353	54,242	54,118	53,977	53,787	53,541	53,244	52,880	52,453	51,963	51,517
18	54,457	54,315	54,205	54,082	53,943	53,753	53,508	53,213	52,849	52,423	51,933
19	54,602	54,417	54,276	54,168	54,046	53,908	53,719	53,475	53,181	52,817	52,392
20-24	279,274	276,502	274,370	272,827	271,739	270,927	270,249	269,569	268,782	267,809	266,589
20	54,833	54,561	54,377	54,238	54,130	54,010	53,873	53,685	53,442	53,148	52,785
21	55,189	54,791	54,521	54,338	54,200	54,093	53,974	53,838	53,651	53,409	53,115
22	55,707	55,146	54,750	54,481	54,299	54,162	54,056	53,939	53,803	53,617	53,375
23	56,387	55,663	55,103	54,709	54,441	54,261	54,124	54,020	53,903	53,768	53,582
24	57,158	56,341	55,619	55,061	54,669	54,401	54,222	54,087	53,983	53,867	53,732
25-29	309,438	302,046	295,588	289,302	283,382	278,149	275,417	273,321	271,807	270,741	269,950
25	59,884	57,110	56,295	55,575	55,019	54,628	54,360	54,183	54,049	53,945	53,830
26	60,911	59,832	57,061	56,248	55,530	54,975	54,585	54,319	54,143	54,009	53,906
27	61,769	60,856	59,779	57,011	56,201	55,484	54,931	54,542	54,277	54,101	53,968
28	62,598	61,711	60,800	59,725	56,961	56,152	55,438	54,886	54,498	54,233	54,058
29	64,276	62,537	61,653	60,743	59,671	56,910	56,103	55,391	54,840	54,453	54,188
30-34	342,804	336,913	329,502	321,881	314,464	307,962	300,634	294,233	288,003	282,130	276,944
30	66,147	64,212	62,476	61,595	60,686	59,616	56,859	56,054	55,343	54,793	54,407
31	68,063	66,080	64,148	62,416	61,536	60,629	59,562	56,808	56,004	55,294	54,745
32	69,100	67,992	66,012	64,084	62,354	61,477	60,572	59,506	56,756	55,953	55,245
33	69,685	69,025	67,919	65,943	64,018	62,291	61,416	60,513	59,449	56,702	55,901
34	69,809	69,604	68,947	67,843	65,870	63,949	62,225	61,352	60,451	59,388	56,646
35-39	335,364	341,095	344,537	345,631	344,492	340,769	334,946	327,608	320,060	312,719	306,281
35	69,535	69,723	69,520	68,865	67,763	65,794	63,877	62,155	61,285	60,386	59,325
36	68,825	69,444	69,634	69,432	68,780	67,681	65,715	63,801	62,083	61,215	60,318
37	67,591	68,731	69,351	69,542	69,342	68,692	67,596	65,633	63,723	62,009	61,143
38	65,799	67,495	68,635	69,256	69,448	69,250	68,602	67,509	65,550	63,644	61,933
39	63,614	65,702	67,397	68,536	69,159	69,352	69,156	68,510	67,419	65,465	63,562
40-44	284,275	294,405	304,987	315,440	324,911	332,729	338,454	341,906	343,036	341,942	338,280
40	61,222	63,514	65,600	67,294	68,434	69,057	69,252	69,057	68,414	67,326	65,376
41	58,838	61,118	63,407	65,492	67,185	68,325	68,948	69,144	68,952	68,311	67,226
42	56,612	58,727	61,004	63,292	65,374	67,066	68,206	68,829	69,028	68,837	68,199
43	54,674	56,495	58,607	60,882	63,167	65,247	66,937	68,077	68,702	68,902	68,712
44	52,929	54,551	56,369	58,480	60,751	63,034	65,111	66,799	67,940	68,566	68,767

Fuente: Ministerio de Economía, Dirección General de Estadística y Censos.

El Salvador: Estimaciones y proyecciones de la población de femenina por años calendario y edades simples. 2005-2050.

Edad	2030	2031	2032	2033	2034	2035	2036	2037	2038	2039	2040
45-49	241,992	248,290	255,332	263,125	271,694	281,029	291,095	301,612	311,999	321,417	329,196
45	51,258	52,802	54,422	56,239	58,346	60,614	62,894	64,968	66,656	67,796	68,422
46	49,629	51,128	52,670	54,289	56,103	58,207	60,472	62,748	64,821	66,507	67,646
47	48,171	49,496	50,993	52,534	54,150	55,962	58,063	60,325	62,597	64,667	66,351
48	46,973	48,034	49,357	50,852	52,391	54,005	55,814	57,912	60,171	62,439	64,505
49	45,961	46,830	47,890	49,211	50,704	52,241	53,852	55,659	57,754	60,008	62,272
50-54	217,106	220,314	223,870	227,910	232,619	238,116	244,377	251,370	259,104	267,603	276,855
50	45,042	45,811	46,679	47,738	49,057	50,547	52,083	53,691	55,495	57,586	59,835
51	44,181	44,883	45,651	46,519	47,576	48,893	50,382	51,915	53,520	55,320	57,407
52	43,367	44,012	44,713	45,481	46,347	47,403	48,719	50,205	51,735	53,337	55,133
53	42,612	43,187	43,831	44,532	45,299	46,165	47,220	48,533	50,017	51,543	53,141
54	41,904	42,421	42,996	43,640	44,340	45,108	45,973	47,026	48,337	49,817	51,339
55-59	197,666	200,869	203,734	206,428	209,162	212,091	215,300	218,847	222,871	227,553	233,001
55	41,216	41,703	42,220	42,795	43,438	44,139	44,907	45,770	46,822	48,130	49,606
56	40,494	41,005	41,492	42,010	42,584	43,228	43,929	44,696	45,558	46,608	47,912
57	39,671	40,274	40,784	41,272	41,790	42,365	43,009	43,709	44,476	45,336	46,383
58	38,689	39,440	40,042	40,553	41,041	41,561	42,136	42,779	43,479	44,244	45,102
59	37,596	38,447	39,196	39,798	40,309	40,798	41,319	41,893	42,536	43,235	43,998
60-64	170,086	174,698	179,205	183,520	187,506	191,096	194,284	197,147	199,846	202,584	205,504
60	36,436	37,339	38,187	38,935	39,537	40,049	40,539	41,059	41,634	42,275	42,973
61	35,251	36,164	37,063	37,909	38,656	39,258	39,771	40,260	40,781	41,355	41,995
62	34,039	34,965	35,873	36,770	37,613	38,359	38,961	39,473	39,963	40,484	41,057
63	32,803	33,740	34,661	35,567	36,460	37,300	38,045	38,645	39,158	39,648	40,168
64	31,557	32,490	33,421	34,339	35,240	36,130	36,968	37,710	38,310	38,822	39,311
65-69	138,959	143,414	147,907	152,437	156,970	161,495	165,993	170,390	174,611	178,515	182,037
65	30,305	31,226	32,153	33,080	33,993	34,890	35,777	36,610	37,351	37,949	38,460
66	29,051	29,956	30,870	31,793	32,713	33,622	34,515	35,396	36,226	36,963	37,559
67	27,790	28,684	29,583	30,491	31,407	32,322	33,226	34,112	34,989	35,814	36,547
68	26,533	27,409	28,295	29,188	30,088	30,998	31,908	32,804	33,686	34,556	35,375
69	25,280	26,139	27,006	27,885	28,769	29,663	30,567	31,468	32,359	33,233	34,096
70-74	108,683	112,181	115,945	119,932	124,046	128,238	132,486	136,773	141,104	145,440	149,764
70	24,037	24,872	25,721	26,580	27,450	28,327	29,214	30,108	31,003	31,885	32,751
71	22,818	23,613	24,437	25,278	26,127	26,989	27,858	28,735	29,622	30,507	31,380
72	21,660	22,377	23,161	23,976	24,806	25,646	26,499	27,357	28,226	29,102	29,977
73	20,591	21,202	21,908	22,683	23,486	24,306	25,136	25,977	26,826	27,683	28,548
74	19,577	20,117	20,718	21,415	22,177	22,970	23,779	24,596	25,427	26,263	27,108
75-79	82,839	85,217	87,615	90,114	92,807	95,765	99,005	102,485	106,169	109,970	113,833
75	18,595	19,085	19,616	20,209	20,894	21,645	22,427	23,222	24,028	24,845	25,667
76	17,603	18,082	18,563	19,087	19,669	20,343	21,082	21,849	22,632	23,423	24,225
77	16,596	17,063	17,532	18,006	18,519	19,092	19,754	20,477	21,231	21,998	22,772
78	15,553	16,027	16,483	16,944	17,408	17,912	18,475	19,121	19,830	20,566	21,315
79	14,492	14,960	15,421	15,868	16,317	16,773	17,267	17,816	18,448	19,138	19,854
80-84	57,043	58,920	60,873	62,902	64,948	67,021	69,110	71,220	73,429	75,801	78,385
80	13,438	13,877	14,331	14,781	15,215	15,654	16,101	16,580	17,117	17,730	18,399
81	12,398	12,805	13,229	13,670	14,105	14,528	14,956	15,389	15,856	16,376	16,969
82	11,375	11,753	12,144	12,555	12,979	13,401	13,812	14,225	14,647	15,097	15,598
83	10,390	10,728	11,090	11,468	11,861	12,271	12,679	13,074	13,475	13,880	14,313
84	9,442	9,757	10,079	10,428	10,788	11,167	11,562	11,952	12,334	12,718	13,106
85 y más	57,358	59,475	61,667	63,967	66,361	68,888	71,560	74,339	77,253	80,244	83,300

Fuente: Ministerio de Economía, Dirección General de Estadística y Censos.

El Salvador: Estimaciones y proyecciones de la población de femenina por años calendario y edades simples. 2005-2050.

Edad	2041	2042	2043	2044	2045	2046	2047	2048	2049	2050
Total	4,127,181	4,144,977	4,161,970	4,178,174	4,193,888	4,208,674	4,222,832	4,236,357	4,249,089	4,261,015
0-4	236,399	234,992	233,714	232,568	231,547	230,632	229,812	229,066	228,368	227,700
0	46,801	46,570	46,365	46,184	46,025	45,876	45,739	45,608	45,478	45,349
1	46,986	46,733	46,504	46,301	46,122	45,965	45,818	45,683	45,553	45,425
2	47,239	46,957	46,704	46,476	46,273	46,095	45,938	45,792	45,657	45,527
3	47,529	47,219	46,937	46,685	46,457	46,254	46,077	45,920	45,774	45,639
4	47,844	47,513	47,204	46,922	46,670	46,442	46,240	46,063	45,906	45,760
5-9	244,645	242,750	240,919	239,172	237,527	236,002	234,602	233,330	232,192	231,179
5	48,186	47,832	47,501	47,192	46,910	46,659	46,431	46,229	46,052	45,895
6	48,547	48,175	47,822	47,491	47,182	46,900	46,649	46,421	46,220	46,043
7	48,920	48,537	48,166	47,813	47,482	47,173	46,891	46,640	46,413	46,212
8	49,304	48,911	48,528	48,157	47,804	47,474	47,165	46,883	46,632	46,405
9	49,688	49,295	48,902	48,519	48,149	47,796	47,466	47,157	46,875	46,624
10-14	253,612	251,941	250,138	248,252	246,324	244,400	242,513	240,685	238,944	237,304
10	50,068	49,679	49,286	48,893	48,510	48,141	47,788	47,458	47,149	46,867
11	50,430	50,058	49,669	49,277	48,884	48,501	48,132	47,779	47,450	47,141
12	50,759	50,419	50,047	49,658	49,267	48,874	48,491	48,122	47,770	47,441
13	51,056	50,746	50,406	50,034	49,645	49,255	48,862	48,479	48,110	47,759
14	51,299	51,039	50,730	50,390	50,018	49,629	49,240	48,847	48,465	48,096
15-19	258,018	257,287	256,743	255,825	254,605	253,135	251,472	249,680	247,804	245,886
15	51,474	51,279	51,019	50,710	50,371	49,999	49,611	49,222	48,829	48,448
16	51,572	51,450	51,256	50,996	50,688	50,349	49,978	49,590	49,202	48,809
17	51,581	51,546	51,424	51,231	50,971	50,664	50,325	49,955	49,567	49,180
18	51,488	51,553	51,519	51,397	51,205	50,945	50,639	50,300	49,931	49,543
19	51,903	51,459	51,525	51,491	51,370	51,178	50,919	50,613	50,275	49,906
20-24	265,084	263,282	261,279	259,636	258,321	257,308	256,591	256,057	255,151	253,943
20	52,361	51,873	51,430	51,496	51,463	51,342	51,151	50,892	50,587	50,249
21	52,753	52,330	51,843	51,401	51,467	51,434	51,314	51,124	50,865	50,560
22	53,082	52,722	52,299	51,813	51,372	51,438	51,405	51,286	51,096	50,838
23	53,341	53,050	52,690	52,268	51,783	51,342	51,409	51,376	51,257	51,068
24	53,547	53,307	53,017	52,658	52,236	51,752	51,312	51,379	51,346	51,228
25-29	269,296	268,634	267,865	266,909	265,711	264,226	262,441	260,457	258,828	257,527
25	53,695	53,512	53,272	52,983	52,625	52,203	51,720	51,281	51,348	51,316
26	53,792	53,658	53,476	53,236	52,948	52,591	52,169	51,687	51,249	51,316
27	53,867	53,753	53,620	53,438	53,199	52,912	52,555	52,134	51,653	51,216
28	53,927	53,826	53,713	53,580	53,399	53,161	52,875	52,518	52,098	51,618
29	54,015	53,885	53,784	53,672	53,540	53,359	53,122	52,837	52,480	52,061
30-34	274,245	272,175	270,685	269,642	268,873	268,236	267,591	266,838	265,901	264,720
30	54,144	53,971	53,842	53,742	53,630	53,499	53,319	53,082	52,798	52,442
31	54,361	54,099	53,927	53,798	53,699	53,588	53,457	53,278	53,042	52,759
32	54,698	54,314	54,053	53,882	53,754	53,655	53,545	53,415	53,236	53,001
33	55,195	54,649	54,266	54,005	53,835	53,708	53,610	53,501	53,371	53,193
34	55,847	55,142	54,597	54,215	53,955	53,786	53,660	53,562	53,454	53,325
35-39	299,018	292,674	286,499	280,679	275,543	272,872	270,832	269,367	268,349	267,601
35	56,587	55,789	55,086	54,542	54,161	53,902	53,734	53,609	53,512	53,404
36	59,259	56,525	55,729	55,027	54,485	54,105	53,847	53,680	53,556	53,459
37	60,248	59,191	56,461	55,666	54,967	54,425	54,047	53,790	53,624	53,501
38	61,069	60,176	59,121	56,395	55,602	54,904	54,364	53,987	53,731	53,566
39	61,855	60,993	60,102	59,049	56,328	55,536	54,840	54,301	53,926	53,671
40-44	332,531	325,281	317,818	310,557	304,194	297,005	290,728	284,620	278,864	273,784
40	63,477	61,773	60,913	60,024	58,974	56,257	55,467	54,773	54,235	53,862
41	65,281	63,385	61,685	60,827	59,941	58,893	56,181	55,393	54,701	54,164
42	67,117	65,177	63,285	61,589	60,734	59,850	58,805	56,098	55,312	54,622
43	68,077	66,999	65,063	63,176	61,485	60,632	59,751	58,710	56,008	55,224
44	68,579	67,947	66,872	64,941	63,060	61,373	60,524	59,646	58,608	55,912

Fuente: Ministerio de Economía, Dirección General de Estadística y Censos.

El Salvador: Estimaciones y proyecciones de la población de femenina por años calendario y edades simples. 2005-2050.

Edad	2041	2042	2043	2044	2045	2046	2047	2048	2049	2050
45-49	334,911	338,375	339,531	338,485	334,904	329,250	322,113	314,766	307,618	301,352
45	68,625	68,439	67,810	66,739	64,814	62,938	61,256	60,410	59,535	58,500
46	68,273	68,477	68,293	67,667	66,601	64,681	62,811	61,134	60,291	59,419
47	67,490	68,117	68,322	68,140	67,519	66,456	64,543	62,679	61,007	60,167
48	66,188	67,326	67,953	68,159	67,981	67,363	66,304	64,398	62,540	60,873
49	64,335	66,016	67,153	67,780	67,989	67,812	67,199	66,145	64,245	62,393
50-54	286,832	297,251	307,541	316,876	324,605	330,289	333,757	334,958	333,985	330,501
50	62,096	64,155	65,833	66,969	67,598	67,808	67,634	67,025	65,976	64,083
51	59,652	61,908	63,963	65,638	66,774	67,403	67,615	67,445	66,840	65,796
52	57,216	59,455	61,706	63,757	65,431	66,564	67,195	67,410	67,242	66,641
53	54,934	57,011	59,245	61,490	63,539	65,208	66,341	66,973	67,190	67,025
54	52,934	54,722	56,794	59,022	61,263	63,306	64,972	66,105	66,737	66,956
55-59	239,197	246,111	253,747	262,135	271,278	281,122	291,411	301,578	310,810	318,459
55	51,124	52,715	54,498	56,564	58,788	61,022	63,061	64,724	65,856	66,488
56	49,385	50,899	52,485	54,263	56,325	58,541	60,770	62,804	64,463	65,594
57	47,685	49,153	50,663	52,244	54,019	56,073	58,283	60,507	62,535	64,190
58	46,148	47,446	48,909	50,414	51,993	53,761	55,809	58,013	60,230	62,251
59	44,855	45,898	47,192	48,650	50,153	51,725	53,488	55,530	57,726	59,936
60-64	208,699	212,221	216,202	220,826	226,212	232,312	239,120	246,639	254,893	263,871
60	43,736	44,590	45,630	46,919	48,375	49,871	51,439	53,197	55,231	57,418
61	42,693	43,454	44,305	45,342	46,629	48,078	49,569	51,133	52,884	54,909
62	41,697	42,393	43,152	44,001	45,037	46,317	47,761	49,248	50,805	52,548
63	40,741	41,380	42,074	42,831	43,680	44,711	45,987	47,426	48,906	50,456
64	39,832	40,404	41,041	41,733	42,491	43,335	44,364	45,635	47,067	48,540
65-69	185,181	188,019	190,695	193,412	196,323	199,481	202,964	206,902	211,455	216,727
65	38950	39470	40040	40676	41369	42122	42965	43991	45255	46680
66	38071	38560	39079	39647	40285	40974	41726	42567	43588	44844
67	37143	37653	38141	38659	39229	39863	40551	41302	42139	43154
68	36106	36699	37208	37695	38215	38781	39415	40102	40849	41682
69	34911	35637	36227	36735	37225	37741	38307	38940	39624	40367
70-74	154,068	158,285	162,330	166,084	169,515	172,571	175,360	178,014	180,707	183,565
70	33,609	34,417	35,138	35,725	36,236	36,722	37,238	37,804	38,434	39,114
71	32,240	33,089	33,890	34,605	35,194	35,700	36,187	36,703	37,266	37,892
72	30,842	31,693	32,533	33,326	34,040	34,622	35,128	35,616	36,129	36,689
73	29,414	30,269	31,109	31,939	32,730	33,434	34,014	34,520	35,005	35,515
74	27,963	28,817	29,660	30,489	31,315	32,093	32,793	33,371	33,873	34,355
75-79	117,759	121,725	125,725	129,738	133,780	137,777	141,721	145,533	149,084	152,320
75	26,502	27,343	28,184	29,015	29,838	30,649	31,420	32,115	32,687	33,185
76	25,035	25,855	26,682	27,509	28,333	29,139	29,941	30,704	31,390	31,956
77	23,561	24,355	25,159	25,970	26,789	27,594	28,389	29,181	29,932	30,607
78	22,074	22,845	23,622	24,408	25,209	26,007	26,799	27,583	28,359	29,096
79	20,587	21,327	22,078	22,836	23,611	24,388	25,172	25,950	26,716	27,476
80-84	81,213	84,244	87,432	90,721	94,113	97,530	101,008	104,546	108,100	111,651
80	19,098	19,809	20,528	21,258	22,003	22,753	23,513	24,281	25,039	25,785
81	17,619	18,295	18,983	19,679	20,394	21,111	21,843	22,585	23,330	24,066
82	16,174	16,800	17,451	18,114	18,794	19,480	20,176	20,888	21,606	22,326
83	14,798	15,351	15,952	16,577	17,223	17,872	18,536	19,211	19,896	20,588
84	13,524	13,989	14,518	15,093	15,699	16,314	16,940	17,581	18,229	18,886
85 y más	86,473	89,730	93,107	96,657	100,513	104,526	108,796	113,321	118,036	122,925

Fuente: Ministerio de Economía, Dirección General de Estadística y Censos.

PARTE B. ESTIMACIONES Y PROYECCIONES DE LA POBLACIÓN A NIVEL DEPARTAMENTAL. 2005-2025

1. Estimación de la Población Base a Nivel de Departamento.

Para determinar la población base por departamento se procedió de manera similar que a nivel nacional. El procedimiento que se realizó utilizando la población censada y la estimada en la revisión 2008 para el año 2005 que se desglosó por edades simples, respetando los índices de masculinidad censal. Posteriormente se cuadró la suma de la población de los departamentos a la población nacional. Un aspecto importante fue analizar las omisiones censales por sexo y departamento y realizar los ajustes necesarios. De esto resultaron nuevas estimaciones de omisiones censales por departamento las cuales se presenta a continuación:

Cuadro 1
El Salvador: omisión censal estimada por sexo según departamento. 2007

Departamento	Ambos sexos	Hombres	Mujeres
El Salvador	5.7	5.8	5.7
Ahuachapán	2.8	2.8	2.9
Santa Ana	6.2	6.1	6.4
Sonsonate	5.5	3.9	7.0
Chalatenango	2.8	1.9	3.5
La Libertad	6.9	7.2	6.7
San Salvador	7.1	6.9	7.3
Cuscatlán	2.4	2.5	2.4
La Paz	5.0	5.8	4.1
Cabañas	4.2	4.9	3.5
San Vicente	4.8	4.7	4.9
Usulután	2.1	2.3	2.0
San Miguel	6.2	8.2	4.5
Morazán	6.8	7.3	6.4
La Unión	7.0	7.8	6.2

2. Análisis de la dinámica demográfica a nivel departamental

2.1 Estimación y proyección de la mortalidad a nivel de departamento

Para la construcción de las tablas iniciales a nivel departamental se utilizaron los datos de defunciones por sexo y edad, provenientes de las estadísticas vitales para el período 2000-2011, los cuales fueron “cuadrados” a las defunciones implícitas en las estimaciones a nivel nacional para 2006-2008.

Con la población censada a nivel departamental para 2007 se procedió a calcular las tasas específicas de mortalidad por sexo y edad, manteniendo las estimaciones de mortalidad infantil y factores de separación de las muertes de menores de 1 año, obtenidas en la revisión 2008 (cuadro 2). Procediendo de esta manera a calcular las tablas de mortalidad completas a nivel de departamentos, en el cuadro 3 se observan las esperanzas de vida resultantes de las tablas iniciales, el diferencial por sexo y la relación con la estimación nacional.

Cuadro 2
El Salvador: Tasas de mortalidad infantil estimadas por sexo y departamento.
2005-2006

Departamento	tasa de mortalidad infantil (defunciones de menores de 1 año por mil nacidos vivos)			Relación entre la tasas departamento/país	
	Ambos sexos	Hombres	Mujeres	Hombres	Mujeres
El Salvador	21.0	23.0	18.8	1.00	1.00
Ahuachapán	23.5	25.4	21.6	1.12	1.11
Santa Ana	25.5	27.9	23.0	1.22	1.21
Sonsonate	23.9	26.4	21.3	1.14	1.15
Chalatenango	22.3	25.4	19.1	1.07	1.10
La Libertad	22.9	25.9	19.7	1.09	1.13
San Salvador	16.0	18.1	13.8	0.76	0.79
Cuscatlán	22.7	24.3	21.1	1.08	1.05
La Paz	23.3	26.4	20.1	1.11	1.15
Cabañas	16.9	17.4	16.5	0.81	0.75
San Vicente	26.0	26.9	25.2	1.24	1.17
Usulután	20.3	22.3	18.1	0.97	0.97
San Miguel	20.5	22.4	18.5	0.98	0.97
Morazán	27.6	29.8	25.3	1.32	1.29
La Unión	19.1	19.4	18.7	0.91	0.84

Cuadro 3

El Salvador: Esperanza de vida al nacer por sexo, diferencia entre sexos y relación con la e(0) nacional, estimadas en las tablas iniciales¹.

Departamento	Esperanza de vida al nacer		Diferencia entre sexos	Relación entre las e(0) departamento y país	
	Hombres	Mujeres	e(0) Mujeres – e(0) Hombres	Hombres	Mujeres
El Salvador	66.0	75.5	9.4	1.00	1.00
Ahuachapán	66.3	74.2	7.9	1.00	0.98
Santa Ana	63.9	73.2	9.3	0.97	0.97
Sonsonate	63.2	73.7	10.5	0.96	0.98
Chalatenango	67.0	74.4	7.4	1.02	0.99
La Libertad	67.6	76.7	9.1	1.02	1.02
San Salvador	67.6	77.0	9.4	1.02	1.02
Cuscatlán	65.1	74.4	9.4	0.99	0.99
La Paz	63.8	75.0	11.1	0.97	0.99
Cabañas	65.0	75.8	10.8	0.99	1.00
San Vicente	65.4	75.3	9.9	0.99	1.00
Usulután	65.4	75.8	10.4	0.99	1.00
San Miguel	65.5	75.5	9.9	0.99	1.00
Morazán	67.6	74.5	6.9	1.02	0.99
La Unión	64.7	74.2	9.5	0.98	0.98

¹ Correspondientes a tablas de mortalidad con una mortalidad 5% superior a la mortalidad estimada para 2006-2008, construidas con las estadísticas vitales y la población censada

En el cuadro 3, se destaca el diferencial entre las e(0) de hombres y mujeres que en algunos departamentos es superior a los 10 años, reflejo de la alta mortalidad entre los hombres adultos jóvenes (15 a 30 años) observada a nivel nacional (Gráfico 5a y 5b de la parte A).

Por ejemplo La Paz, departamento con el mayor diferencial de e(0) entre hombres y mujeres, presenta 3.7 años de vida perdidos entre los hombres de 15 a 30 años y las mujeres solamente 1 año. Morazán, departamento con el menor diferencial entre e(0), presenta 2.3 y 0.8 años de vida perdidos para los hombres y mujeres

de 15 a 30 años respectivamente. Esto pone en evidencia que la mayor mortalidad masculina en edades tempranas se observa en todos los departamentos.

Para proyectar el nivel de la mortalidad por departamentos se utilizó la diferencia relativa entre las esperanzas de vida al nacer por sexo entre cada departamento y el nivel nacional, resultantes de las tablas de mortalidad completas construidas a nivel nacional y departamental en base a las defunciones de estadísticas vitales de 2000-2011, bajo el supuesto de que se mantendrán los diferenciales en el tiempo.

Gráfico 1
El Salvador: Esperanza de vida al nacer, estimados y proyectados por departamento. 2005-2025
Hombres

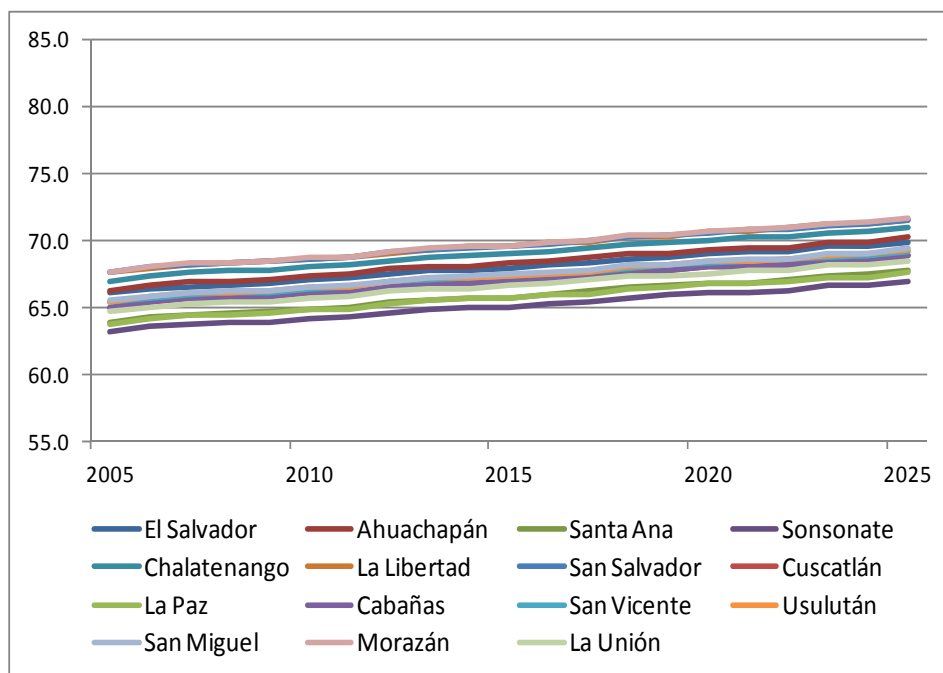
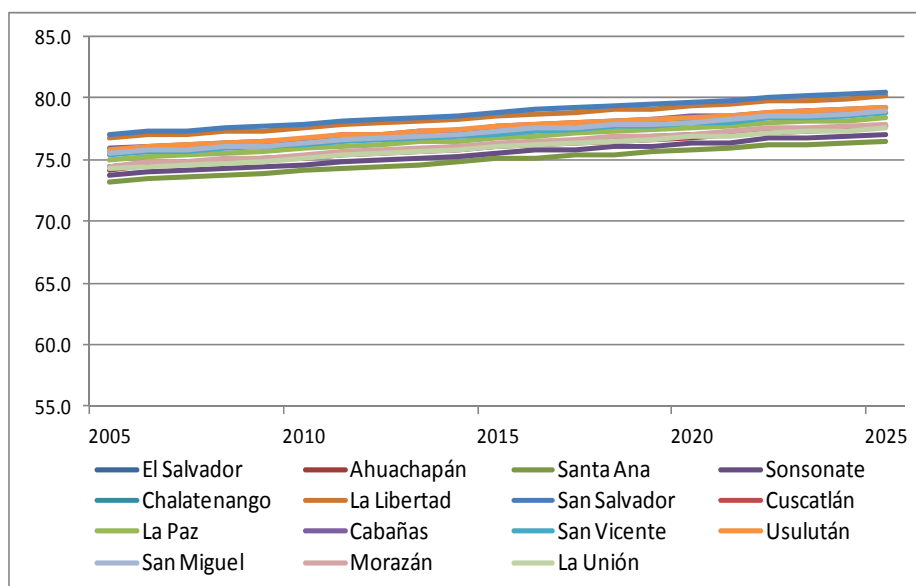


Gráfico 2
El Salvador: Esperanza de vida al nacer, estimados
y proyectados por departamento. 2005-2025
Mujeres



Se observa en los gráficos 1 y 2, por un lado, se mantendrán con las menores esperanzas de vida al nacer Sonsonate en el caso de hombres y Santa Ana en el caso de mujeres y, por otro lado, con las mayores esperanzas de vida al nacer Morazán y San Salvador para hombres y mujeres respectivamente.

Para aplicar el método de los componentes, según el esquema propuesto por Naciones Unidas, se necesitan las relaciones de sobrevivencia por sexo y edad. Estas relaciones son obtenidas de las tablas de mortalidad implícitas en las proyecciones de población. La tabla límite utilizada en este caso corresponde a la las tablas del conjunto de tablas modelos de Coale y Demeny, con esperanza de vida al nacer de 90.0 años para hombres y 93.0 para mujeres, mismo procedimiento realizado a nivel nacional.

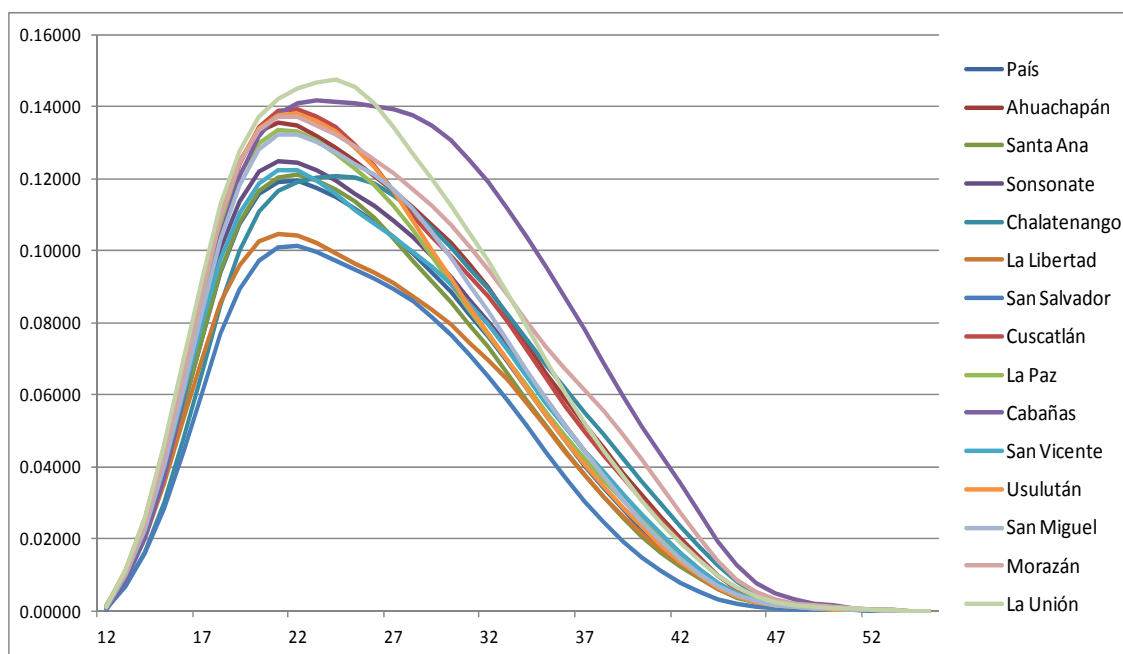
Para interpolar las tablas de mortalidad que sirvieron de insumos para la proyección se utilizó el módulo de mortalidad del PRODEX, que trabaja con tablas completas. Las tablas resultantes también son completas y para períodos de 1 año.

2.2 Estimación y proyección de la fecundidad a nivel de departamento.

Para estimar el nivel de la fecundidad por departamentos fue necesario utilizar los nacimientos promedio de las estadísticas vitales para el período 2000-2011¹³, población femenina de 12 a 55 años estimada al 30 de junio de 2005¹⁴ (población base), con los cuales se obtuvieron las tasas específicas de fecundidad $f(x,1)$ (Gráfico 3). Posteriormente fueron suavizadas obteniendo las estructuras y TGF correspondientes según departamentos así como la diferencia relativa de las TGF de los departamentos y la TGF a nivel nacional. (Cuadro 4 y Gráfico 4).

Gráfico 3

El Salvador: Distribución relativa de las tasas específicas de fecundidad por edades estimadas según departamento. 2005-2006



Para proyectar los niveles de fecundidad a nivel de departamentos se aplicaron los diferenciales del cuadro 4 a las TGF a nivel nacional obteniendo de esta manera

¹³ Fue necesario utilizar una serie más amplia de nacimientos a nivel departamental porque al considerarlos por edades simples de las madres y departamento se encontraron pocas observaciones. Al utilizar la serie 2000-2011 se logró mayor coherencia y se logró suavizar las tasas específicas, lo que no se pudo hacer si se consideraba un período de 3 años como se utiliza habitualmente.

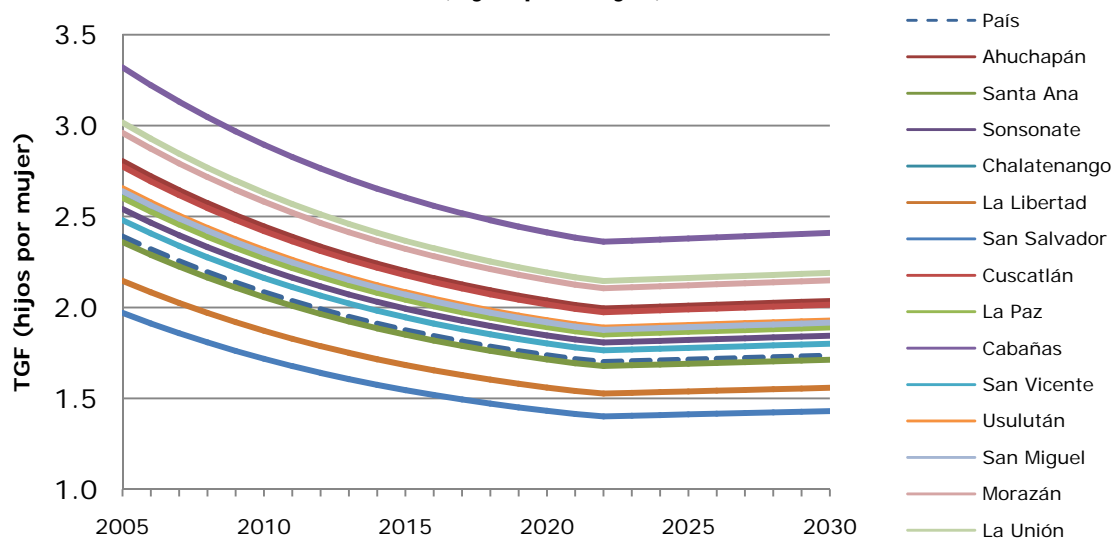
¹⁴ En esta oportunidad se optó por trabajar con tasas más allá del grupo de mujeres considerada tradicionalmente fértil (15 a 49 años) con el objeto de visualizar en el período de estimación los nacimientos de mujeres muy jóvenes que se observan en las estadísticas vitales.

las TGF proyectadas a nivel de departamentos bajo el supuesto de que se mantendrán los diferenciales en el tiempo. (Gráfico 4)

Cuadro 4
El Salvador: Tasas globales de fecundidad estimadas y
diferencias relativas al promedio nacional, según
departamento. 2005

Departamento	TGF (hijos por mujer)	Diferencia relativa en relación al promedio nacional
El Salvador	2.31	1.00
Ahuachapán	2.71	1.17
Santa Ana	2.28	0.99
Sonsonate	2.45	1.06
Chalatenango	2.53	1.09
La Libertad	2.07	0.90
San Salvador	1.90	0.82
Cuscatlán	2.68	1.16
La Paz	2.51	1.09
Cabañas	3.20	1.39
San Vicente	2.39	1.04
Usulután	2.57	1.11
San Miguel	2.55	1.10
Morazán	2.86	1.24
La Union	2.91	1.26

Gráfico 4
El Salvador: Tasas globales de fecundidad estimadas y
proyectadas por departamento. 2005-2030
(hijos por Mujer)



2.3 Estimación y proyección de la migración internacional a nivel de departamentos.

En el caso particular de El Salvador, país expulsor de población, no se cuenta con información del lugar de residencia antes de migrar. Para poder distribuir los saldos migratorios internacionales a nivel departamental se utilizó la información de población, censada en 2007, que recibe remesas según departamento de residencia y suponiendo que el saldo migratorio estimado y proyectado se distribuye de la misma manera que la población que recibe remesas del exterior.

2.4 Estimación y proyección de la migración interna a nivel de departamentos.

La estimación del saldo migratorio entre departamentos fue hecha en base a la pregunta de lugar de residencia cinco años antes de la fecha censal por sexo y edad. Los saldos migratorios por edad fueron suavizados, por medio de promedios móviles y posteriormente cuadrados para que las sumas por sexo y edad resultantes fueran cero.

La proyección de los saldos migratorios por sexo se realizó bajo el supuesto de que estos saldos tendrían a cero para el año 2040 y con la misma distribución por edades que la estimada según la pregunta de lugar de residencia 5 años antes.

3. Resultados de las proyecciones a nivel departamental. Revisión 2014

01. Ahuachapán: Población e indicadores de estructura de la población estimados y proyectados 2005-2025.

Año	Población Total	Hombres	Mujeres	Índice de Masculinidad	Relaciones de Dependencia (<15, + 65 y más)/(15-64) por cien	Índice de Envejecimiento (60 y más/<15)	Edad media de la población
2005	324,244	157,564	166,680	94.5	79.5	20.7	25.8
2006	326,769	158,679	168,090	94.4	78.0	21.3	26.0
2007	329,248	159,782	169,466	94.3	76.2	21.9	26.2
2008	331,696	160,874	170,822	94.2	74.1	22.7	26.4
2009	334,451	162,129	172,322	94.1	71.8	23.6	26.7
2010	337,467	163,547	173,920	94.0	69.4	24.5	26.9
2011	340,735	165,113	175,622	94.0	67.0	25.6	27.1
2012	344,189	166,778	177,411	94.0	64.7	26.6	27.4
2013	347,826	168,545	179,281	94.0	62.6	27.6	27.6
2014	351,589	170,378	181,211	94.0	60.7	28.7	27.8
2015	355,461	172,268	183,193	94.0	59.0	29.8	28.1
2016	359,418	174,198	185,220	94.0	57.5	30.8	28.3
2017	363,473	176,178	187,295	94.1	56.3	31.9	28.6
2018	367,569	178,182	189,387	94.1	55.3	32.9	28.8
2019	371,685	180,203	191,482	94.1	54.5	33.8	29.1
2020	375,796	182,219	193,577	94.1	54.0	34.7	29.3
2021	379,895	184,221	195,674	94.1	53.4	35.7	29.6
2022	383,989	186,228	197,761	94.2	52.8	36.7	29.8
2023	388,039	188,203	199,836	94.2	52.3	37.7	30.1
2024	392,145	190,213	201,932	94.2	51.9	38.7	30.3
2025	396,302	192,249	204,053	94.2	51.6	39.8	30.6

01. Ahuachapán: Población e indicadores de estructura de la población estimados y proyectados 2005-2025.

Período	Nacimientos			Defunciones			Saldo migratorio internacional de ambos sexos	Saldo migratorio interno de ambos sexos
	Ambos Sexos	Hombres	Mujeres	Ambos Sexos	Hombres	Mujeres		
2005-2006	7,494	3,838	3,656	2,025	1,177	848	-2,013	-931
2006-2007	7,387	3,784	3,603	2,013	1,168	845	-1,964	-931
2007-2008	7,299	3,739	3,560	2,021	1,172	849	-1,899	-931
2008-2009	7,237	3,707	3,530	2,048	1,183	865	-1,521	-913
2009-2010	7,201	3,688	3,513	2,077	1,202	875	-1,218	-890
2010-2011	7,185	3,680	3,505	2,089	1,203	886	-970	-858
2011-2012	7,182	3,679	3,503	2,112	1,221	891	-779	-837
2012-2013	7,190	3,683	3,507	2,127	1,222	905	-623	-803
2013-2014	7,201	3,688	3,513	2,167	1,243	924	-497	-774
2014-2015	7,219	3,698	3,521	2,199	1,263	936	-395	-753
2015-2016	7,228	3,702	3,526	2,223	1,280	943	-319	-729
2016-2017	7,230	3,703	3,527	2,259	1,299	960	-248	-668
2017-2018	7,223	3,700	3,523	2,286	1,308	978	-198	-643
2018-2019	7,206	3,691	3,515	2,307	1,312	995	-159	-624
2019-2020	7,180	3,678	3,502	2,343	1,335	1,008	-131	-595
2020-2021	7,145	3,660	3,485	2,384	1,357	1,027	-98	-564
2021-2022	7,101	3,637	3,464	2,400	1,359	1,041	-70	-537
2022-2023	7,063	3,618	3,445	2,444	1,392	1,052	-47	-522
2023-2024	7,101	3,637	3,464	2,455	1,388	1,067	-39	-501
2024-2025	7,131	3,652	3,479	2,514	1,417	1,097	-30	-430
2025-2026	7,145	3,660	3,485	2,534	1,424	1,110	-14	-409

01. Ahuachapán: Población e indicadores de estructura de la población estimados y proyectados 2005-2025.

Período	Tasa global de fecundidad (hijos por mujer)	Esperanza de vida al nacer			Tasa de mortalidad infantil (def. <1 año por mil nacidos vivos)	Tasa de crecimiento total (por mil)	Tasa bruta de natalidad (por mil)	Tasa bruta de mortalidad (por mil)	Tasa neta de migración internacional (por mil)	Tasa neta de migración interna (por mil)
		Ambos Sexos	Hombres	Mujeres						
2005-2006	2.80	70.3	66.3	74.2	24.2	7.8	23.1	6.2	-6.2	-2.9
2006-2007	2.72	70.7	66.7	74.5	23.7	7.6	22.6	6.2	-6.0	-2.8
2007-2008	2.65	70.9	66.9	74.6	23.4	7.4	22.2	6.1	-5.8	-2.8
2008-2009	2.57	71.0	67.0	74.8	23.2	8.3	21.8	6.2	-4.6	-2.8
2009-2010	2.51	71.1	67.1	74.9	23.0	9.0	21.5	6.2	-3.6	-2.7
2010-2011	2.45	71.3	67.3	75.1	22.7	9.7	21.3	6.2	-2.9	-2.5
2011-2012	2.39	71.5	67.5	75.4	22.4	10.1	21.1	6.2	-2.3	-2.5
2012-2013	2.33	71.8	67.8	75.5	22.0	10.6	20.9	6.2	-1.8	-2.3
2013-2014	2.29	71.9	68.0	75.6	21.8	10.8	20.7	6.2	-1.4	-2.2
2014-2015	2.24	72.1	68.1	75.8	21.5	11.0	20.5	6.3	-1.1	-2.1
2015-2016	2.20	72.3	68.2	76.1	21.2	11.1	20.3	6.3	-0.9	-2.1
2016-2017	2.16	72.4	68.4	76.2	21.0	11.3	20.1	6.3	-0.7	-1.9
2017-2018	2.13	72.6	68.7	76.4	20.7	11.3	19.9	6.3	-0.5	-1.8
2018-2019	2.09	72.8	69.0	76.5	20.4	11.2	19.6	6.3	-0.4	-1.7
2019-2020	2.06	73.0	69.1	76.6	20.3	11.1	19.3	6.3	-0.4	-1.6
2020-2021	2.04	73.1	69.2	76.8	20.1	10.9	19.0	6.3	-0.3	-1.5
2021-2022	2.01	73.3	69.5	77.0	19.7	10.8	18.7	6.3	-0.2	-1.4
2022-2023	1.99	73.4	69.5	77.2	19.6	10.5	18.4	6.4	-0.1	-1.4
2023-2024	2.00	73.7	69.9	77.3	19.2	10.6	18.3	6.3	-0.1	-1.3
2024-2025	2.00	73.8	69.9	77.4	19.2	10.6	18.2	6.4	-0.1	-1.1
2025-2026	2.01	74.0	70.2	77.7	18.8	10.6	18.0	6.4	0.0	-1.0

02. Santa Ana: Población e indicadores de estructura de la población estimados y proyectados 2005-2025.

Año	Población Total	Hombres	Mujeres	Indice de Masculinidad	Relaciones de Dependencia (<15, + 65 y más)/(15-64) por cien	Indice de Envejecimiento (60 y más/<15)	Edad media de la población
2005	558,200	268,214	289,986	92.5	69.1	28.5	28.2
2006	558,659	267,800	290,859	92.1	68.1	29.3	28.4
2007	559,097	267,401	291,696	91.7	66.9	30.2	28.6
2008	559,474	266,999	292,475	91.3	65.4	31.2	28.8
2009	560,821	267,109	293,712	90.9	63.8	32.4	29.1
2010	562,921	267,712	295,209	90.7	62.0	33.7	29.3
2011	565,642	268,680	296,962	90.5	60.1	35.0	29.5
2012	568,877	269,941	298,936	90.3	58.3	36.5	29.8
2013	572,513	271,446	301,067	90.2	56.6	38.1	30.0
2014	576,431	273,116	303,315	90.0	54.9	39.7	30.3
2015	580,574	274,903	305,671	89.9	53.5	41.2	30.5
2016	584,869	276,769	308,100	89.8	52.4	42.7	30.8
2017	589,266	278,713	310,553	89.7	51.4	44.1	31.0
2018	593,725	280,703	313,022	89.7	50.7	45.6	31.3
2019	598,196	282,721	315,475	89.6	49.9	47.1	31.6
2020	602,636	284,723	317,913	89.6	49.3	48.6	31.8
2021	607,015	286,695	320,320	89.5	48.7	50.2	32.1
2022	611,296	288,628	322,668	89.5	48.2	51.8	32.4
2023	615,488	290,515	324,973	89.4	47.8	53.5	32.6
2024	619,696	292,438	327,258	89.4	47.5	55.2	32.9
2025	623,855	294,348	329,507	89.3	47.3	57.0	33.2

02. Santa Ana: Población e indicadores de estructura de la población estimados y proyectados 2005-2025.

Período	Nacimientos			Defunciones			Saldo migratorio internacional de ambos sexos	Saldo migratorio interno de ambos sexos
	Ambos Sexos	Hombres	Mujeres	Ambos Sexos	Hombres	Mujeres		
2005-2006	11,077	5,674	5,403	4,420	2,536	1,884	-6,109	-89
2006-2007	10,818	5,541	5,277	4,362	2,497	1,865	-5,929	-89
2007-2008	10,589	5,424	5,165	4,360	2,490	1,870	-5,763	-89
2008-2009	10,408	5,331	5,077	4,367	2,493	1,874	-4,605	-89
2009-2010	10,269	5,260	5,009	4,398	2,508	1,890	-3,682	-89
2010-2011	10,166	5,207	4,959	4,411	2,509	1,902	-2,951	-83
2011-2012	10,097	5,172	4,925	4,421	2,518	1,903	-2,361	-80
2012-2013	10,036	5,140	4,896	4,432	2,510	1,922	-1,890	-78
2013-2014	9,996	5,120	4,876	4,491	2,540	1,951	-1,508	-79
2014-2015	9,956	5,099	4,857	4,530	2,575	1,955	-1,204	-79
2015-2016	9,915	5,078	4,837	4,579	2,612	1,967	-966	-75
2016-2017	9,867	5,054	4,813	4,625	2,624	2,001	-774	-71
2017-2018	9,812	5,026	4,786	4,671	2,640	2,031	-614	-68
2018-2019	9,742	4,990	4,752	4,707	2,640	2,067	-496	-68
2019-2020	9,661	4,948	4,713	4,762	2,676	2,086	-395	-64
2020-2021	9,566	4,900	4,666	4,807	2,701	2,106	-318	-62
2021-2022	9,466	4,848	4,618	4,883	2,734	2,149	-242	-60
2022-2023	9,374	4,801	4,573	4,929	2,761	2,168	-193	-60
2023-2024	9,375	4,802	4,573	4,952	2,744	2,208	-155	-60
2024-2025	9,356	4,792	4,564	5,037	2,784	2,253	-131	-29
2025-2026	9,330	4,779	4,551	5,065	2,789	2,276	-97	-29

02. Santa Ana: Población e indicadores de estructura de la población estimados y proyectados 2005-2025

Período	Tasa global de fecundidad (hijos por mujer)	Esperanza de vida al nacer			Tasa de mortalidad infantil (def. <1 año por mil nacidos vivos)	Tasa de crecimiento total (por mil)	Tasa bruta de natalidad (por mil)	Tasa bruta de mortalidad (por mil)	Tasa neta de migración internacional (por mil)	Tasa neta de migración interna (por mil)
		Ambos Sexos	Hombres	Mujeres						
2005-2006	2.36	68.7	63.9	73.2	26.2	0.8	19.8	7.9	-10.9	-0.2
2006-2007	2.29	69.1	64.2	73.5	25.7	0.8	19.4	7.8	-10.6	-0.2
2007-2008	2.23	69.3	64.5	73.7	25.4	0.7	18.9	7.8	-10.3	-0.2
2008-2009	2.16	69.4	64.5	73.8	25.2	2.4	18.6	7.8	-8.2	-0.2
2009-2010	2.11	69.5	64.6	73.9	25.0	3.7	18.3	7.8	-6.6	-0.2
2010-2011	2.06	69.7	64.9	74.1	24.7	4.8	18.1	7.8	-5.2	-0.1
2011-2012	2.01	69.9	65.0	74.3	24.4	5.7	17.9	7.8	-4.2	-0.1
2012-2013	1.96	70.2	65.4	74.5	24.0	6.4	17.6	7.8	-3.3	-0.1
2013-2014	1.92	70.3	65.5	74.6	23.8	6.8	17.5	7.8	-2.6	-0.1
2014-2015	1.89	70.5	65.6	74.8	23.5	7.2	17.3	7.9	-2.1	-0.1
2015-2016	1.85	70.6	65.7	75.1	23.3	7.4	17.1	7.9	-1.7	-0.1
2016-2017	1.82	70.8	65.9	75.2	23.0	7.5	16.9	7.9	-1.3	-0.1
2017-2018	1.79	71.0	66.2	75.3	22.7	7.6	16.7	7.9	-1.0	-0.1
2018-2019	1.76	71.2	66.5	75.5	22.4	7.5	16.4	7.9	-0.8	-0.1
2019-2020	1.74	71.4	66.6	75.7	22.2	7.4	16.2	8.0	-0.7	-0.1
2020-2021	1.71	71.5	66.7	75.9	21.9	7.3	15.9	8.0	-0.5	-0.1
2021-2022	1.69	71.6	66.8	75.9	21.8	7.1	15.6	8.0	-0.4	-0.1
2022-2023	1.68	71.8	67.0	76.2	21.5	6.9	15.3	8.1	-0.3	-0.1
2023-2024	1.68	72.1	67.4	76.3	21.2	6.8	15.2	8.0	-0.3	-0.1
2024-2025	1.69	72.1	67.4	76.3	21.1	6.7	15.1	8.1	-0.2	0.0
2025-2026	1.69	72.4	67.7	76.5	20.8	6.6	15.0	8.1	-0.2	0.0

03. Sonsonate: Población e indicadores de estructura de la población estimados y proyectados 2005-2025.

Año	Población Total	Hombres	Mujeres	Indice de Masculinidad	Relaciones de Dependencia (<15, + 65 y más)/(15-64) por cien	Indice de Envejecimiento (60 y más/<15)	Edad media de la población
2005	459,167	218,700	240,467	90.9	74.3	21.7	26.3
2006	462,254	219,959	242,295	90.8	72.8	22.3	26.5
2007	465,274	221,201	244,073	90.6	71.0	23.1	26.7
2008	468,218	222,418	245,800	90.5	69.1	23.9	27.0
2009	471,575	223,847	247,728	90.4	67.1	24.9	27.2
2010	475,263	225,492	249,771	90.3	65.0	25.8	27.5
2011	479,239	227,303	251,936	90.2	62.9	26.9	27.7
2012	483,472	229,246	254,226	90.2	60.9	28.0	28.0
2013	487,886	231,304	256,582	90.1	58.9	29.2	28.2
2014	492,443	233,434	259,009	90.1	57.1	30.4	28.5
2015	497,081	235,604	261,477	90.1	55.6	31.7	28.8
2016	501,780	237,804	263,976	90.1	54.4	32.9	29.0
2017	506,540	240,028	266,512	90.1	53.4	34.1	29.3
2018	511,304	242,257	269,047	90.0	52.5	35.2	29.6
2019	516,069	244,492	271,577	90.0	51.8	36.4	29.9
2020	520,778	246,703	274,075	90.0	51.0	37.6	30.1
2021	525,429	248,873	276,556	90.0	50.4	38.9	30.4
2022	529,964	250,986	278,978	90.0	49.9	40.2	30.7
2023	534,454	253,070	281,384	89.9	49.4	41.5	31.0
2024	538,962	255,177	283,785	89.9	49.0	43.0	31.3
2025	543,488	257,279	286,209	89.9	48.6	44.4	31.6

03. Sonsonate: Población e indicadores de estructura de la población estimados y proyectados 2005-2025.

Período	Nacimientos			Defunciones			Saldo migratorio internacional de ambos sexos	Saldo migratorio interno de ambos sexos
	Ambos Sexos	Hombres	Mujeres	Ambos Sexos	Hombres	Mujeres		
2005-2006	10,137	5,192	4,945	3,211	1,921	1,290	-2,865	-974
2006-2007	9,976	5,110	4,866	3,201	1,914	1,287	-2,781	-974
2007-2008	9,835	5,037	4,798	3,213	1,910	1,303	-2,704	-974
2008-2009	9,728	4,983	4,745	3,261	1,942	1,319	-2,158	-952
2009-2010	9,641	4,938	4,703	3,299	1,958	1,341	-1,727	-927
2010-2011	9,583	4,908	4,675	3,326	1,972	1,354	-1,386	-895
2011-2012	9,542	4,887	4,655	3,343	1,988	1,355	-1,106	-860
2012-2013	9,509	4,870	4,639	3,388	2,002	1,386	-882	-825
2013-2014	9,484	4,858	4,626	3,415	2,019	1,396	-716	-796
2014-2015	9,456	4,843	4,613	3,481	2,059	1,422	-563	-774
2015-2016	9,428	4,829	4,599	3,530	2,090	1,440	-452	-747
2016-2017	9,389	4,809	4,580	3,557	2,108	1,449	-363	-709
2017-2018	9,336	4,782	4,554	3,613	2,134	1,479	-291	-668
2018-2019	9,278	4,752	4,526	3,643	2,144	1,499	-224	-646
2019-2020	9,206	4,715	4,491	3,707	2,168	1,539	-172	-618
2020-2021	9,124	4,673	4,451	3,743	2,197	1,546	-144	-586
2021-2022	9,036	4,628	4,408	3,824	2,233	1,591	-119	-558
2022-2023	8,961	4,590	4,371	3,848	2,252	1,596	-89	-534
2023-2024	8,973	4,596	4,377	3,890	2,259	1,631	-62	-513
2024-2025	8,970	4,594	4,376	3,941	2,289	1,652	-42	-461
2025-2026	8,959	4,589	4,370	3,976	2,290	1,686	-35	-440

03. Sonsonate: Población e indicadores de estructura de la población estimados y proyectados 2005-2025.

Período	Tasa global de fecundidad (hijos por mujer)	Esperanza de vida al nacer			Tasa de mortalidad infantil (def. <1 año por mil nacidos vivos)	Tasa de crecimiento total (por mil)	Tasa bruta de natalidad (por mil)	Tasa bruta de mortalidad (por mil)	Tasa neta de migración internacional (por mil)	Tasa neta de migración interna (por mil)
		Ambos Sexos	Hombres	Mujeres						
2005-2006	2.54	68.7	63.2	73.7	24.6	6.7	22.1	7.0	-6.2	-2.1
2006-2007	2.47	69.0	63.5	74.0	24.1	6.5	21.6	6.9	-6.0	-2.1
2007-2008	2.40	69.2	63.8	74.2	23.8	6.3	21.1	6.9	-5.8	-2.1
2008-2009	2.33	69.3	63.8	74.3	23.6	7.2	20.8	7.0	-4.6	-2.0
2009-2010	2.27	69.4	63.9	74.4	23.5	7.8	20.4	7.0	-3.7	-2.0
2010-2011	2.22	69.6	64.2	74.6	23.2	8.4	20.2	7.0	-2.9	-1.9
2011-2012	2.16	69.9	64.3	74.9	22.8	8.8	19.9	7.0	-2.3	-1.8
2012-2013	2.12	70.0	64.6	75.0	22.6	9.1	19.7	7.0	-1.8	-1.7
2013-2014	2.07	70.3	64.8	75.1	22.3	9.3	19.4	7.0	-1.5	-1.6
2014-2015	2.03	70.3	64.9	75.2	22.2	9.4	19.2	7.1	-1.1	-1.6
2015-2016	1.99	70.5	65.0	75.5	21.9	9.5	19.0	7.1	-0.9	-1.5
2016-2017	1.96	70.8	65.2	75.7	21.6	9.5	18.7	7.1	-0.7	-1.4
2017-2018	1.93	70.9	65.4	75.8	21.4	9.4	18.4	7.1	-0.6	-1.3
2018-2019	1.90	71.1	65.7	76.0	21.1	9.3	18.1	7.1	-0.4	-1.3
2019-2020	1.87	71.3	65.9	76.1	20.9	9.1	17.8	7.2	-0.3	-1.2
2020-2021	1.85	71.5	66.0	76.4	20.6	8.9	17.5	7.2	-0.3	-1.1
2021-2022	1.82	71.5	66.1	76.4	20.5	8.6	17.2	7.3	-0.2	-1.1
2022-2023	1.81	71.8	66.3	76.7	20.2	8.5	16.9	7.3	-0.2	-1.0
2023-2024	1.81	71.9	66.6	76.8	20.0	8.4	16.8	7.3	-0.1	-1.0
2024-2025	1.82	72.1	66.7	76.9	19.8	8.4	16.6	7.3	-0.1	-0.9
2025-2026	1.82	72.3	67.0	77.1	19.5	8.3	16.5	7.3	-0.1	-0.8

04. Chalatenango: Población e indicadores de estructura de la población estimados y proyectados 2005-2025.

Año	Población Total	Hombres	Mujeres	Índice de Masculinidad	Relaciones de Dependencia (<15, + 65 y más)/(15-64) por cien	Índice de Envejecimiento (60 y más/<15)	Edad media de la población
2005	200,550	95,344	105,206	90.6	81.3	25.3	26.8
2006	199,275	94,552	104,723	90.3	79.1	26.3	27.0
2007	198,049	93,796	104,253	90.0	76.7	27.4	27.2
2008	196,868	93,077	103,791	89.7	74.3	28.6	27.3
2009	196,326	92,695	103,631	89.4	71.8	29.8	27.5
2010	196,310	92,629	103,681	89.3	69.3	31.0	27.7
2011	196,726	92,812	103,914	89.3	66.8	32.3	27.9
2012	197,517	93,199	104,318	89.3	64.4	33.6	28.1
2013	198,605	93,752	104,853	89.4	62.2	34.9	28.3
2014	199,933	94,438	105,495	89.5	60.4	36.1	28.5
2015	201,446	95,228	106,218	89.7	58.9	37.1	28.7
2016	203,115	96,095	107,020	89.8	57.9	37.9	28.9
2017	204,942	97,039	107,903	89.9	57.1	38.5	29.1
2018	206,859	98,033	108,826	90.1	56.5	39.2	29.3
2019	208,831	99,062	109,769	90.2	56.0	39.9	29.5
2020	210,845	100,106	110,739	90.4	55.5	40.6	29.7
2021	212,881	101,151	111,730	90.5	55.0	41.3	29.9
2022	214,906	102,201	112,705	90.7	54.5	42.0	30.1
2023	216,915	103,234	113,681	90.8	54.0	42.7	30.4
2024	218,967	104,297	114,670	91.0	53.6	43.3	30.6
2025	221,072	105,393	115,679	91.1	53.2	44.0	30.8

04. Chalatenango: Población e indicadores de estructura de la población estimados y proyectados 2005-2025.

Período	Nacimientos			Defunciones			Saldo migratorio internacional de ambos sexos	Saldo migratorio interno de ambos sexos
	Ambos Sexos	Hombres	Mujeres	Ambos Sexos	Hombres	Mujeres		
2005-2006	4,090	2,095	1,995	1,355	761	594	-3,487	-523
2006-2007	4,024	2,061	1,963	1,334	747	587	-3,393	-523
2007-2008	3,970	2,033	1,937	1,337	746	591	-3,291	-523
2008-2009	3,938	2,017	1,921	1,330	741	589	-2,632	-518
2009-2010	3,927	2,011	1,916	1,332	745	587	-2,105	-506
2010-2011	3,929	2,012	1,917	1,336	745	591	-1,685	-492
2011-2012	3,942	2,019	1,923	1,334	747	587	-1,346	-471
2012-2013	3,958	2,027	1,931	1,337	744	593	-1,081	-452
2013-2014	3,980	2,039	1,941	1,349	748	601	-862	-441
2014-2015	3,996	2,047	1,949	1,359	752	607	-692	-432
2015-2016	4,008	2,053	1,955	1,362	757	605	-554	-423
2016-2017	4,013	2,055	1,958	1,369	759	610	-440	-377
2017-2018	4,010	2,054	1,956	1,385	766	619	-355	-353
2018-2019	3,994	2,046	1,948	1,391	766	625	-284	-347
2019-2020	3,975	2,036	1,939	1,408	777	631	-217	-336
2020-2021	3,945	2,021	1,924	1,419	786	633	-170	-320
2021-2022	3,909	2,002	1,907	1,434	783	651	-144	-306
2022-2023	3,876	1,985	1,891	1,454	798	656	-115	-298
2023-2024	3,879	1,987	1,892	1,451	787	664	-85	-291
2024-2025	3,872	1,983	1,889	1,476	803	673	-59	-232
2025-2026	3,861	1,978	1,883	1,486	801	685	-42	-225

04- Chalatenango: Población e indicadores de estructura de la población estimados y proyectados 2005-2025.

Período	Tasa global de fecundidad (hijos por mujer)	Esperanza de vida al nacer		Tasa de mortalidad infantil (def. <1 año por mil nacidos vivos)	Tasa de crecimiento total (por mil)	Tasa bruta de natalidad (por mil)	Tasa bruta de mortalidad (por mil)	Tasa neta de migración internacional (por mil)	Tasa neta de migración interna (por mil)	
		Ambos Sexos	Hombres							Mujeres
2005-2006	2.62	70.9	67.0	74.4	23.0	-6.4	20.4	6.8	-17.4	-2.6
2006-2007	2.54	71.2	67.4	74.7	22.5	-6.2	20.2	6.7	-17.0	-2.6
2007-2008	2.47	71.4	67.6	74.8	22.2	-6.0	20.0	6.8	-16.6	-2.6
2008-2009	2.40	71.5	67.7	75.0	22.0	-2.8	20.0	6.8	-13.4	-2.6
2009-2010	2.34	71.6	67.8	75.1	21.9	-0.1	20.0	6.8	-10.7	-2.6
2010-2011	2.28	71.9	68.0	75.3	21.5	2.1	20.0	6.8	-8.6	-2.5
2011-2012	2.23	72.1	68.2	75.5	21.2	4.0	20.0	6.8	-6.8	-2.4
2012-2013	2.18	72.3	68.5	75.7	20.9	5.5	20.0	6.8	-5.5	-2.3
2013-2014	2.14	72.5	68.7	75.8	20.7	6.7	20.0	6.8	-4.3	-2.2
2014-2015	2.09	72.6	68.8	76.0	20.4	7.6	20.0	6.8	-3.5	-2.2
2015-2016	2.05	72.8	69.0	76.3	20.2	8.3	19.9	6.8	-2.8	-2.1
2016-2017	2.02	72.9	69.1	76.4	20.0	9.0	19.8	6.7	-2.2	-1.9
2017-2018	1.99	73.1	69.4	76.5	19.7	9.4	19.6	6.8	-1.7	-1.7
2018-2019	1.96	73.4	69.7	76.7	19.4	9.5	19.3	6.7	-1.4	-1.7
2019-2020	1.93	73.5	69.8	76.9	19.2	9.6	19.0	6.7	-1.0	-1.6
2020-2021	1.90	73.7	69.9	77.1	18.9	9.7	18.7	6.7	-0.8	-1.5
2021-2022	1.88	73.8	70.2	77.2	18.7	9.5	18.4	6.7	-0.7	-1.4
2022-2023	1.86	74.0	70.2	77.4	18.5	9.3	18.0	6.8	-0.5	-1.4
2023-2024	1.87	74.2	70.6	77.5	18.2	9.5	17.9	6.7	-0.4	-1.3
2024-2025	1.87	74.3	70.6	77.6	18.2	9.6	17.7	6.7	-0.3	-1.1
2025-2026	1.88	74.5	70.9	77.8	17.8	9.5	17.5	6.7	-0.2	-1.0

05. La Libertad: Población e indicadores de estructura de la población estimados y proyectados 2005-2025.

Año	Población Total	Hombres	Mujeres	Índice de Masculinidad	Relaciones de Dependencia (<15, + 65 y más)/(15-64) por cien	Índice de Envejecimiento (60 y más/<15)	Edad media de la población
2005	695,628	332,891	362,737	91.8	68.3	24.0	27.3
2006	703,421	335,950	367,471	91.4	66.5	25.2	27.7
2007	711,196	339,000	372,196	91.1	64.6	26.4	28.0
2008	718,892	342,023	376,869	90.8	62.6	27.8	28.4
2009	727,364	345,453	381,911	90.5	60.5	29.4	28.7
2010	736,380	349,270	387,110	90.2	58.4	31.1	29.1
2011	745,719	353,294	392,425	90.0	56.3	32.9	29.5
2012	755,305	357,459	397,846	89.8	54.3	35.0	29.8
2013	765,002	361,724	403,278	89.7	52.4	37.1	30.2
2014	774,807	366,092	408,715	89.6	50.6	39.5	30.6
2015	784,613	370,478	414,135	89.5	49.1	41.8	30.9
2016	794,359	374,866	419,493	89.4	47.7	44.3	31.3
2017	803,794	379,135	424,659	89.3	46.6	46.6	31.7
2018	813,017	383,291	429,726	89.2	45.6	49.1	32.0
2019	822,131	387,401	434,730	89.1	44.7	51.7	32.4
2020	830,976	391,394	439,582	89.0	43.9	54.4	32.7
2021	839,595	395,313	444,282	89.0	43.6	56.8	33.1
2022	847,847	399,050	448,797	88.9	43.3	59.2	33.4
2023	855,862	402,673	453,189	88.9	43.1	61.7	33.8
2024	863,729	406,253	457,476	88.8	42.9	64.3	34.2
2025	870,862	409,434	461,428	88.7	42.8	66.8	34.5

05. La Libertad: Población e indicadores de estructura de la población estimados y proyectados 2005-2025.

Período	Nacimientos			Defunciones			Saldo migratorio internacional de ambos sexos	Saldo migratorio interno de ambos sexos
	Ambos Sexos	Hombres	Mujeres	Ambos Sexos	Hombres	Mujeres		
2005-2006	12,953	6,634	6,319	4,025	2,346	1,679	-5,261	4,126
2006-2007	12,801	6,557	6,244	4,071	2,375	1,696	-5,093	4,138
2007-2008	12,670	6,490	6,180	4,157	2,414	1,743	-4,956	4,139
2008-2009	12,557	6,432	6,125	4,223	2,457	1,766	-3,973	4,111
2009-2010	12,472	6,388	6,084	4,305	2,497	1,808	-3,176	4,025
2010-2011	12,402	6,352	6,050	4,396	2,544	1,852	-2,531	3,864
2011-2012	12,338	6,319	6,019	4,476	2,603	1,873	-2,038	3,762
2012-2013	12,287	6,293	5,994	4,590	2,663	1,927	-1,628	3,628
2013-2014	12,242	6,270	5,972	4,650	2,680	1,970	-1,298	3,511
2014-2015	12,189	6,243	5,946	4,752	2,730	2,022	-1,047	3,420
2015-2016	12,132	6,214	5,918	4,874	2,786	2,088	-839	3,327
2016-2017	12,070	6,182	5,888	4,971	2,841	2,130	-682	3,018
2017-2018	11,998	6,145	5,853	5,104	2,923	2,181	-547	2,876
2018-2019	11,915	6,103	5,812	5,178	2,962	2,216	-438	2,815
2019-2020	11,811	6,050	5,761	5,320	3,027	2,293	-354	2,708
2020-2021	11,685	5,985	5,700	5,365	3,036	2,329	-291	2,590
2021-2022	11,540	5,911	5,629	5,519	3,112	2,407	-250	2,481
2022-2023	11,400	5,839	5,561	5,574	3,139	2,435	-224	2,413
2023-2024	11,371	5,824	5,547	5,680	3,177	2,503	-183	2,359
2024-2025	11,307	5,791	5,516	5,814	3,262	2,552	-147	1,787
2025-2026	11,218	5,746	5,472	5,857	3,263	2,594	-146	1,740

05. La Libertad: Población e indicadores de estructura de la población estimados y proyectados 2005-2025.

Período	Tasa global de fecundidad (hijos por mujer)	Esperanza de vida al nacer		Tasa de mortalidad infantil (def. <1 año por mil nacidos vivos)	Tasa de crecimiento total (por mil)	Tasa bruta de natalidad (por mil)	Tasa bruta de mortalidad (por mil)	Tasa neta de migración internacional (por mil)	Tasa neta de migración interna (por mil)	
		Ambos Sexos	Hombres							Mujeres
2005-2006	2.15	72.3	67.5	76.7	23.4	11.2	18.6	5.8	-7.6	5.9
2006-2007	2.08	72.7	68.0	77.0	22.9	11.1	18.2	5.8	-7.2	5.9
2007-2008	2.02	72.8	68.2	77.1	22.7	10.8	17.8	5.8	-7.0	5.8
2008-2009	1.97	73.0	68.3	77.3	22.4	11.8	17.5	5.9	-5.5	5.7
2009-2010	1.92	73.1	68.4	77.4	22.3	12.4	17.1	5.9	-4.4	5.5
2010-2011	1.87	73.3	68.6	77.6	22.0	12.7	16.8	6.0	-3.4	5.2
2011-2012	1.83	73.6	68.7	77.9	21.6	12.9	16.5	6.0	-2.7	5.0
2012-2013	1.79	73.8	69.1	78.0	21.3	12.8	16.3	6.1	-2.2	4.8
2013-2014	1.75	74.0	69.3	78.1	21.0	12.8	16.0	6.1	-1.7	4.6
2014-2015	1.72	74.1	69.5	78.3	20.8	12.7	15.7	6.1	-1.4	4.4
2015-2016	1.68	74.3	69.6	78.5	20.6	12.4	15.5	6.2	-1.1	4.2
2016-2017	1.65	74.5	69.8	78.7	20.3	11.9	15.2	6.3	-0.9	3.8
2017-2018	1.63	74.6	69.9	78.8	20.1	11.5	14.9	6.3	-0.7	3.6
2018-2019	1.60	74.9	70.2	79.1	19.8	11.2	14.7	6.4	-0.5	3.5
2019-2020	1.58	75.0	70.3	79.2	19.6	10.8	14.4	6.5	-0.4	3.3
2020-2021	1.56	75.2	70.6	79.4	19.2	10.4	14.1	6.5	-0.4	3.1
2021-2022	1.54	75.3	70.7	79.5	19.1	9.8	13.7	6.6	-0.3	3.0
2022-2023	1.53	75.6	70.9	79.8	18.8	9.5	13.4	6.6	-0.3	2.8
2023-2024	1.53	75.7	71.2	79.8	18.6	9.2	13.3	6.6	-0.2	2.8
2024-2025	1.53	75.8	71.2	80.0	18.4	8.3	13.1	6.7	-0.2	2.1
2025-2026	1.54	76.1	71.5	80.2	18.1	8.0	12.9	6.7	-0.2	2.0

06. San Salvador: Población e indicadores de estructura de la población estimados y proyectados 2005-2025.

Año	Población Total	Hombres	Mujeres	Indice de Masculinidad	Relaciones de Dependencia (<15, + 65 y más)/(15-64) por cien	Indice de Envejecimiento (60 y más/<15)	Edad media de la población
2005	1,675,543	780,347	895,196	87.2	65.5	22.8	28.9
2006	1,682,283	781,974	900,309	86.9	64.4	23.7	29.2
2007	1,688,562	783,396	905,166	86.5	63.0	24.7	29.5
2008	1,694,412	784,650	909,762	86.2	61.5	25.9	29.9
2009	1,701,962	786,847	915,115	86.0	59.9	27.1	30.2
2010	1,710,813	789,950	920,863	85.8	58.2	28.5	30.6
2011	1,720,596	793,629	926,967	85.6	56.5	30.0	30.9
2012	1,731,030	797,731	933,299	85.5	54.9	31.6	31.3
2013	1,741,912	802,136	939,776	85.4	53.4	33.3	31.6
2014	1,753,066	806,756	946,310	85.3	52.0	35.0	32.0
2015	1,764,248	811,452	952,796	85.2	50.8	36.8	32.4
2016	1,775,404	816,161	959,243	85.1	49.7	38.7	32.7
2017	1,786,422	820,837	965,585	85.0	48.6	40.6	33.1
2018	1,797,131	825,398	971,733	84.9	47.5	42.6	33.5
2019	1,807,538	829,855	977,683	84.9	46.5	44.8	33.8
2020	1,817,579	834,175	983,404	84.8	45.5	47.1	34.2
2021	1,827,170	838,310	988,860	84.8	45.0	49.6	34.6
2022	1,836,259	842,221	994,038	84.7	44.4	52.0	35.0
2023	1,844,887	845,915	998,972	84.7	44.0	54.5	35.3
2024	1,853,248	849,530	1,003,718	84.6	43.6	57.1	35.7
2025	1,861,203	852,984	1,008,219	84.6	43.3	59.9	36.1

06. San Salvador: Población e indicadores de estructura de la población estimados y proyectados 2005-2025.

Período	Nacimientos			Defunciones			Saldo migratorio internacional de ambos sexos	Saldo migratorio interno de ambos sexos
	Ambos Sexos	Hombres	Mujeres	Ambos Sexos	Hombres	Mujeres		
2005-2006	29,661	15,192	14,469	10,333	5,833	4,500	-13,006	418
2006-2007	28,907	14,806	14,101	10,400	5,876	4,524	-12,634	406
2007-2008	28,208	14,448	13,760	10,490	5,909	4,581	-12,273	405
2008-2009	27,588	14,130	13,458	10,600	5,964	4,636	-9,811	373
2009-2010	27,041	13,850	13,191	10,725	6,019	4,706	-7,840	375
2010-2011	26,550	13,599	12,951	10,851	6,084	4,767	-6,277	361
2011-2012	26,109	13,373	12,736	10,998	6,167	4,831	-5,021	344
2012-2013	25,706	13,166	12,540	11,132	6,224	4,908	-4,025	333
2013-2014	25,313	12,965	12,348	11,251	6,280	4,971	-3,222	314
2014-2015	24,936	12,772	12,164	11,485	6,376	5,109	-2,580	307
2015-2016	24,561	12,580	11,981	11,632	6,464	5,168	-2,066	293
2016-2017	24,187	12,388	11,799	11,787	6,534	5,253	-1,663	281
2017-2018	23,824	12,203	11,621	12,051	6,662	5,389	-1,340	276
2018-2019	23,460	12,016	11,444	12,216	6,731	5,485	-1,095	258
2019-2020	23,086	11,825	11,261	12,421	6,809	5,612	-869	245
2020-2021	22,709	11,631	11,078	12,627	6,891	5,736	-723	232
2021-2022	22,300	11,422	10,878	12,834	6,985	5,849	-605	228
2022-2023	21,931	11,233	10,698	12,992	7,067	5,925	-522	211
2023-2024	21,757	11,144	10,613	13,165	7,111	6,054	-437	206
2024-2025	21,558	11,042	10,516	13,428	7,235	6,193	-367	192
2025-2026	21,300	10,910	10,390	13,581	7,294	6,287	-344	180

06. San Salvador: Población e indicadores de estructura de la población estimados y proyectados 2005-2025.

Período	Tasa global de fecundidad (hijos por mujer)	Esperanza de vida al nacer		Tasa de mortalidad infantil (def. <1 año por mil nacidos vivos)	Tasa de crecimiento total (por mil)	Tasa bruta de natalidad (por mil)	Tasa bruta de mortalidad (por mil)	Tasa neta de migración internacional (por mil)	Tasa neta de migración interna (por mil)	
		Ambos Sexos	Hombres							Mujeres
2005-2006	1.97	72.6	67.6	77.0	16.4	4.0	17.7	6.2	-7.8	0.2
2006-2007	1.91	72.9	68.0	77.3	16.1	3.7	17.2	6.2	-7.5	0.2
2007-2008	1.86	73.1	68.2	77.4	15.9	3.5	16.7	6.2	-7.3	0.2
2008-2009	1.81	73.3	68.3	77.6	15.7	4.5	16.3	6.3	-5.8	0.2
2009-2010	1.76	73.4	68.4	77.7	15.6	5.2	15.9	6.3	-4.6	0.2
2010-2011	1.72	73.6	68.5	77.9	15.4	5.7	15.5	6.3	-3.7	0.2
2011-2012	1.68	73.8	68.7	78.2	15.2	6.1	15.2	6.4	-2.9	0.2
2012-2013	1.64	74.1	69.1	78.3	14.9	6.3	14.9	6.4	-2.3	0.2
2013-2014	1.61	74.2	69.3	78.5	14.7	6.4	14.5	6.5	-1.8	0.2
2014-2015	1.57	74.4	69.5	78.6	14.6	6.4	14.2	6.6	-1.5	0.2
2015-2016	1.55	74.6	69.6	78.9	14.4	6.3	13.9	6.6	-1.2	0.2
2016-2017	1.52	74.8	69.7	79.1	14.2	6.2	13.6	6.6	-0.9	0.2
2017-2018	1.49	74.9	69.9	79.2	14.1	6.0	13.3	6.7	-0.8	0.2
2018-2019	1.47	75.1	70.2	79.3	13.9	5.8	13.1	6.8	-0.6	0.1
2019-2020	1.45	75.3	70.4	79.5	13.7	5.6	12.8	6.9	-0.5	0.1
2020-2021	1.43	75.5	70.6	79.6	13.5	5.3	12.5	6.9	-0.4	0.1
2021-2022	1.41	75.7	70.8	79.8	13.4	5.0	12.2	7.0	-0.3	0.1
2022-2023	1.40	75.9	70.9	80.1	13.2	4.7	11.9	7.1	-0.3	0.1
2023-2024	1.40	76.0	71.1	80.2	13.0	4.5	11.8	7.1	-0.2	0.1
2024-2025	1.41	76.1	71.2	80.3	12.9	4.3	11.6	7.2	-0.2	0.1
2025-2026	1.41	76.3	71.5	80.5	12.7	4.1	11.4	7.3	-0.2	0.1

07. Cuscatlán: Población e indicadores de estructura de la población estimados y proyectados 2005-2025.

Año	Población Total	Hombres	Mujeres	Indice de Masculinidad	Relaciones de Dependencia (<15, + 65 y más)/(15-64) por cien	Indice de Envejecimiento (60 y más/<15)	Edad media de la población
2005	232,764	111,915	120,849	92.6	79.3	22.8	26.2
2006	235,016	112,903	122,113	92.5	77.4	23.3	26.4
2007	237,270	113,900	123,370	92.3	75.3	24.0	26.6
2008	239,515	114,895	124,620	92.2	73.0	24.7	26.7
2009	241,976	116,005	125,971	92.1	70.5	25.5	26.9
2010	244,611	117,222	127,389	92.0	68.1	26.3	27.1
2011	247,433	118,545	128,888	92.0	65.8	27.1	27.4
2012	250,381	119,928	130,453	91.9	63.8	27.8	27.6
2013	253,437	121,378	132,059	91.9	61.9	28.6	27.8
2014	256,558	122,864	133,694	91.9	60.2	29.5	28.0
2015	259,742	124,387	135,355	91.9	58.7	30.3	28.2
2016	262,963	125,924	137,039	91.9	57.5	31.1	28.5
2017	266,232	127,478	138,754	91.9	56.4	31.9	28.7
2018	269,493	129,031	140,462	91.9	55.5	32.6	28.9
2019	272,765	130,596	142,169	91.9	54.8	33.4	29.2
2020	276,004	132,144	143,860	91.9	54.2	34.2	29.4
2021	279,234	133,687	145,547	91.9	53.5	35.1	29.7
2022	282,409	135,206	147,203	91.9	52.9	36.0	29.9
2023	285,550	136,700	148,850	91.8	52.3	37.0	30.2
2024	288,717	138,208	150,509	91.8	51.8	38.0	30.4
2025	291,907	139,716	152,191	91.8	51.4	39.1	30.7

07. Cuscatlán: Población e indicadores de estructura de la población estimados y proyectados 2005-2025.

Período	Nacimientos			Defunciones			Saldo migratorio internacional de ambos sexos	Saldo migratorio interno de ambos sexos
	Ambos Sexos	Hombres	Mujeres	Ambos Sexos	Hombres	Mujeres		
2005-2006	5,398	2,765	2,633	1,593	917	676	-1,331	-222
2006-2007	5,344	2,737	2,607	1,583	910	673	-1,285	-222
2007-2008	5,309	2,719	2,590	1,591	914	677	-1,251	-222
2008-2009	5,287	2,708	2,579	1,603	920	683	-1,001	-222
2009-2010	5,282	2,705	2,577	1,626	936	690	-803	-218
2010-2011	5,287	2,708	2,579	1,625	937	688	-642	-198
2011-2012	5,301	2,715	2,586	1,649	957	692	-511	-193
2012-2013	5,313	2,721	2,592	1,661	958	703	-403	-193
2013-2014	5,323	2,726	2,597	1,677	968	709	-328	-197
2014-2015	5,333	2,732	2,601	1,703	983	720	-254	-192
2015-2016	5,337	2,734	2,603	1,728	1,003	725	-203	-185
2016-2017	5,335	2,733	2,602	1,734	1,010	724	-162	-170
2017-2018	5,323	2,726	2,597	1,768	1,028	740	-133	-161
2018-2019	5,307	2,718	2,589	1,781	1,029	752	-98	-156
2019-2020	5,281	2,705	2,576	1,817	1,050	767	-76	-149
2020-2021	5,249	2,689	2,560	1,821	1,054	767	-53	-145
2021-2022	5,212	2,670	2,542	1,860	1,069	791	-40	-137
2022-2023	5,180	2,653	2,527	1,876	1,084	792	-31	-132
2023-2024	5,210	2,669	2,541	1,896	1,089	807	-15	-132
2024-2025	5,224	2,676	2,548	1,934	1,112	822	-10	-90
2025-2026	5,237	2,682	2,555	1,948	1,104	844	0	-90

07. Cuscatlán: Población e indicadores de estructura de la población estimados y proyectados 2005-2025.

Período	Tasa global de fecundidad (hijos por mujer)	Esperanza de vida al nacer		Tasa de mortalidad infantil (def. <1 año por mil nacidos vivos)	Tasa de crecimiento total (por mil)	Tasa bruta de natalidad (por mil)	Tasa bruta de mortalidad (por mil)	Tasa neta de migración internacional (por mil)	Tasa neta de migración interna (por mil)	
		Ambos Sexos	Hombres							Mujeres
2005-2006	2.78	69.9	65.0	74.5	23.3	9.7	23.2	6.8	-5.7	-1.0
2006-2007	2.69	70.2	65.4	74.7	22.9	9.6	22.7	6.7	-5.5	-0.9
2007-2008	2.62	70.4	65.6	74.8	22.6	9.5	22.4	6.7	-5.3	-0.9
2008-2009	2.55	70.5	65.7	75.0	22.4	10.3	22.1	6.7	-4.2	-0.9
2009-2010	2.48	70.6	65.8	75.1	22.3	10.9	21.8	6.7	-3.3	-0.9
2010-2011	2.42	70.8	66.0	75.2	22.0	11.5	21.6	6.6	-2.6	-0.8
2011-2012	2.36	71.0	66.1	75.6	21.7	11.9	21.4	6.7	-2.1	-0.8
2012-2013	2.31	71.3	66.5	75.6	21.4	12.2	21.2	6.6	-1.6	-0.8
2013-2014	2.26	71.5	66.7	75.8	21.1	12.3	21.0	6.6	-1.3	-0.8
2014-2015	2.22	71.6	66.8	75.9	21.0	12.4	20.8	6.6	-1.0	-0.7
2015-2016	2.18	71.7	66.9	76.2	20.7	12.4	20.5	6.7	-0.8	-0.7
2016-2017	2.14	72.0	67.2	76.4	20.4	12.4	20.3	6.6	-0.6	-0.6
2017-2018	2.10	72.1	67.3	76.5	20.3	12.2	20.0	6.6	-0.5	-0.6
2018-2019	2.07	72.4	67.6	76.7	19.9	12.1	19.7	6.6	-0.4	-0.6
2019-2020	2.04	72.5	67.7	76.8	19.8	11.9	19.4	6.7	-0.3	-0.5
2020-2021	2.02	72.7	68.0	77.1	19.4	11.7	19.0	6.6	-0.2	-0.5
2021-2022	1.99	72.8	68.1	77.1	19.4	11.4	18.7	6.7	-0.1	-0.5
2022-2023	1.97	73.0	68.2	77.4	19.1	11.1	18.3	6.6	-0.1	-0.5
2023-2024	1.98	73.2	68.5	77.5	18.8	11.1	18.2	6.6	-0.1	-0.5
2024-2025	1.98	73.2	68.5	77.6	18.7	11.0	18.1	6.7	0.0	-0.3
2025-2026	1.99	73.5	68.9	77.8	18.4	11.0	17.9	6.7	0.0	-0.3

08. La Paz: Población e indicadores de estructura de la población estimados y proyectados 2005-2025.

Año	Población Total	Hombres	Mujeres	Índice de Masculinidad	Relaciones de Dependencia (<15, + 65 y más)/(15-64) por cien	Índice de Envejecimiento (60 y más/<15)	Edad media de la población
2005	319,034	155,143	163,891	94.7	79.1	23.4	26.4
2006	321,832	156,246	165,586	94.4	77.2	24.0	26.6
2007	324,628	157,361	167,267	94.1	75.0	24.7	26.8
2008	327,425	158,489	168,936	93.8	72.7	25.5	27.0
2009	330,585	159,802	170,783	93.6	70.3	26.4	27.3
2010	334,004	161,285	172,719	93.4	67.7	27.3	27.5
2011	337,680	162,913	174,767	93.2	65.2	28.3	27.7
2012	341,557	164,650	176,907	93.1	62.9	29.4	28.0
2013	345,595	166,495	179,100	93.0	60.7	30.5	28.2
2014	349,742	168,397	181,345	92.9	58.6	31.6	28.5
2015	353,970	170,346	183,624	92.8	56.9	32.6	28.7
2016	358,267	172,318	185,949	92.7	55.6	33.6	29.0
2017	362,566	174,292	188,274	92.6	54.4	34.5	29.2
2018	366,879	176,276	190,603	92.5	53.4	35.4	29.5
2019	371,191	178,264	192,927	92.4	52.4	36.4	29.7
2020	375,457	180,224	195,233	92.3	51.5	37.4	30.0
2021	379,667	182,166	197,501	92.2	50.9	38.4	30.3
2022	383,805	184,072	199,733	92.2	50.4	39.4	30.5
2023	387,877	185,940	201,937	92.1	49.8	40.5	30.8
2024	391,965	187,817	204,148	92.0	49.4	41.6	31.1
2025	395,988	189,663	206,325	91.9	49.0	42.8	31.4

08. La Paz: Población e indicadores de estructura de la población estimados y proyectados 2005-2025.

Período	Nacimientos			Defunciones			Saldo migratorio internacional de ambos sexos	Saldo migratorio interno de ambos sexos
	Ambos Sexos	Hombres	Mujeres	Ambos Sexos	Hombres	Mujeres		
2005-2006	6,928	3,548	3,380	2,251	1,358	893	-2,216	337
2006-2007	6,855	3,511	3,344	2,238	1,348	890	-2,158	337
2007-2008	6,802	3,484	3,318	2,247	1,346	901	-2,095	337
2008-2009	6,768	3,467	3,301	2,272	1,364	908	-1,673	337
2009-2010	6,754	3,459	3,295	2,313	1,386	927	-1,341	319
2010-2011	6,759	3,462	3,297	2,323	1,395	928	-1,074	314
2011-2012	6,772	3,469	3,303	2,344	1,412	932	-857	306
2012-2013	6,791	3,478	3,313	2,366	1,412	954	-687	300
2013-2014	6,807	3,487	3,320	2,393	1,429	964	-548	281
2014-2015	6,824	3,495	3,329	2,435	1,449	986	-437	276
2015-2016	6,834	3,500	3,334	2,459	1,478	981	-351	273
2016-2017	6,835	3,501	3,334	2,491	1,492	999	-279	234
2017-2018	6,823	3,495	3,328	2,526	1,513	1,013	-218	234
2018-2019	6,803	3,484	3,319	2,545	1,516	1,029	-170	224
2019-2020	6,775	3,470	3,305	2,585	1,543	1,042	-142	218
2020-2021	6,732	3,448	3,284	2,614	1,549	1,065	-111	203
2021-2022	6,683	3,423	3,260	2,657	1,574	1,083	-84	196
2022-2023	6,636	3,399	3,237	2,700	1,601	1,099	-59	195
2023-2024	6,661	3,412	3,249	2,715	1,609	1,106	-42	184
2024-2025	6,666	3,414	3,252	2,762	1,629	1,133	-34	153
2025-2026	6,662	3,412	3,250	2,776	1,630	1,146	-22	142

08. La Paz: Población e indicadores de estructura de la población estimados y proyectados 2005-2025.

Período	Tasa global de fecundidad (hijos por mujer)	Esperanza de vida al nacer		Tasa de mortalidad infantil (def. <1 año por mil nacidos vivos)	Tasa de crecimiento total (por mil)	Tasa bruta de natalidad (por mil)	Tasa bruta de mortalidad (por mil)	Tasa neta de migración internacional (por mil)	Tasa neta de migración interna (por mil)	
		Ambos Sexos	Hombres							Mujeres
2005-2006	2.60	69.5	63.8	75.0	23.9	8.8	21.7	7.1	-6.9	1.1
2006-2007	2.53	69.9	64.2	75.3	23.4	8.7	21.3	7.0	-6.7	1.0
2007-2008	2.46	70.0	64.4	75.3	23.2	8.6	21.0	6.9	-6.5	1.0
2008-2009	2.39	70.2	64.5	75.5	23.0	9.7	20.7	6.9	-5.1	1.0
2009-2010	2.33	70.3	64.6	75.6	22.9	10.3	20.4	7.0	-4.1	1.0
2010-2011	2.27	70.5	64.8	75.9	22.5	11.0	20.2	7.0	-3.2	0.9
2011-2012	2.22	70.7	64.9	76.1	22.3	11.5	20.1	6.9	-2.5	0.9
2012-2013	2.17	70.9	65.3	76.2	21.9	11.8	19.9	6.9	-2.0	0.9
2013-2014	2.12	71.2	65.5	76.4	21.6	12.0	19.7	6.9	-1.6	0.8
2014-2015	2.08	71.3	65.6	76.5	21.5	12.1	19.5	7.0	-1.2	0.8
2015-2016	2.04	71.5	65.7	76.8	21.2	12.1	19.3	6.9	-1.0	0.8
2016-2017	2.01	71.6	65.9	77.0	21.0	12.0	19.1	7.0	-0.8	0.7
2017-2018	1.97	71.8	66.0	77.1	20.8	11.9	18.8	7.0	-0.6	0.6
2018-2019	1.94	72.0	66.4	77.2	20.5	11.8	18.5	6.9	-0.5	0.6
2019-2020	1.92	72.2	66.5	77.4	20.3	11.5	18.3	7.0	-0.4	0.6
2020-2021	1.89	72.3	66.7	77.5	20.1	11.2	17.9	7.0	-0.3	0.5
2021-2022	1.87	72.5	66.8	77.7	19.9	10.9	17.6	7.0	-0.2	0.5
2022-2023	1.85	72.6	66.9	77.9	19.7	10.6	17.3	7.0	-0.2	0.5
2023-2024	1.86	72.9	67.2	78.1	19.4	10.5	17.2	7.0	-0.1	0.5
2024-2025	1.86	72.9	67.2	78.2	19.3	10.3	17.0	7.0	-0.1	0.4
2025-2026	1.87	73.2	67.6	78.4	18.9	10.1	16.8	7.0	-0.1	0.4

09. Cabañas: Población e indicadores de estructura de la población estimados y proyectados 2005-2025.

Año	Población Total	Hombres	Mujeres	Indice de Masculinidad	Relaciones de Dependencia (<15, + 65 y más)/(15-64) por cien	Indice de Envejecimiento (60 y más/<15)	Edad media de la población
2005	156,204	74,127	82,077	90.3	91.5	21.8	25.5
2006	156,039	73,964	82,075	90.1	89.4	22.5	25.6
2007	155,892	73,821	82,071	89.9	87.1	23.2	25.7
2008	155,767	73,702	82,065	89.8	84.9	24.0	25.8
2009	156,059	73,800	82,259	89.7	82.5	24.7	25.9
2010	156,702	74,107	82,595	89.7	80.1	25.4	26.0
2011	157,659	74,593	83,066	89.8	77.6	26.1	26.2
2012	158,860	75,208	83,652	89.9	75.0	26.8	26.3
2013	160,275	75,939	84,336	90.0	72.6	27.6	26.4
2014	161,890	76,772	85,118	90.2	70.4	28.3	26.6
2015	163,652	77,681	85,971	90.4	68.7	29.0	26.7
2016	165,535	78,645	86,890	90.5	67.4	29.4	26.9
2017	167,563	79,686	87,877	90.7	66.5	29.8	27.0
2018	169,683	80,775	88,908	90.9	65.9	30.0	27.2
2019	171,873	81,895	89,978	91.0	65.4	30.2	27.3
2020	174,094	83,027	91,067	91.2	65.1	30.4	27.5
2021	176,356	84,170	92,186	91.3	64.3	30.7	27.7
2022	178,650	85,324	93,326	91.4	63.6	31.0	27.9
2023	180,966	86,486	94,480	91.5	62.9	31.2	28.1
2024	183,344	87,680	95,664	91.7	62.2	31.6	28.2
2025	185,818	88,925	96,893	91.8	61.6	32.0	28.4

09. Cabañas: Población e indicadores de estructura de la población estimados y proyectados 2005-2025.

Período	Nacimientos			Defunciones			Saldo migratorio internacional de ambos sexos	Saldo migratorio interno de ambos sexos
	Ambos Sexos	Hombres	Mujeres	Ambos Sexos	Hombres	Mujeres		
2005-2006	3,888	1,991	1,897	1,005	596	409	-2,263	-785
2006-2007	3,832	1,963	1,869	993	586	407	-2,201	-785
2007-2008	3,792	1,942	1,850	995	582	413	-2,137	-785
2008-2009	3,770	1,931	1,839	990	577	413	-1,711	-777
2009-2010	3,766	1,929	1,837	989	577	412	-1,369	-765
2010-2011	3,772	1,932	1,840	1,001	580	421	-1,092	-722
2011-2012	3,793	1,943	1,850	1,010	594	416	-877	-705
2012-2013	3,819	1,956	1,863	1,018	593	425	-705	-681
2013-2014	3,849	1,971	1,878	1,026	599	427	-558	-650
2014-2015	3,880	1,987	1,893	1,041	607	434	-447	-630
2015-2016	3,909	2,002	1,907	1,050	620	430	-360	-616
2016-2017	3,934	2,015	1,919	1,058	623	435	-286	-562
2017-2018	3,951	2,024	1,927	1,070	629	441	-222	-539
2018-2019	3,959	2,028	1,931	1,077	632	445	-172	-520
2019-2020	3,962	2,029	1,933	1,093	643	450	-144	-504
2020-2021	3,962	2,029	1,933	1,103	650	453	-117	-480
2021-2022	3,956	2,026	1,930	1,117	660	457	-87	-458
2022-2023	3,948	2,022	1,926	1,132	670	462	-62	-438
2023-2024	3,984	2,041	1,943	1,135	668	467	-42	-429
2024-2025	4,015	2,056	1,959	1,151	678	473	-34	-356
2025-2026	4,038	2,068	1,970	1,161	677	484	-22	-347

09. Cabañas: Población e indicadores de estructura de la población estimados y proyectados 2005-2025.

Período	Tasa global de fecundidad (hijos por mujer)	Esperanza de vida al nacer		Tasa de mortalidad infantil (def. <1 año por mil nacidos vivos)	Tasa de crecimiento total (por mil)	Tasa bruta de natalidad (por mil)	Tasa bruta de mortalidad (por mil)	Tasa neta de migración internacional (por mil)	Tasa neta de migración interna (por mil)	
		Ambos Sexos	Hombres							Mujeres
2005-2006	3.32	70.7	65.0	75.9	17.4	-1.1	24.9	6.4	-14.5	-5.0
2006-2007	3.22	71.0	65.4	76.1	17.1	-0.9	24.6	6.4	-14.1	-5.0
2007-2008	3.13	71.2	65.6	76.2	16.9	-0.8	24.3	6.4	-13.7	-5.0
2008-2009	3.05	71.3	65.7	76.4	16.7	1.9	24.2	6.4	-11.0	-5.0
2009-2010	2.97	71.4	65.8	76.5	16.6	4.1	24.1	6.3	-8.8	-4.9
2010-2011	2.89	71.6	66.0	76.7	16.4	6.1	24.1	6.4	-7.0	-4.6
2011-2012	2.83	71.8	66.1	77.0	16.2	7.6	24.1	6.4	-5.6	-4.5
2012-2013	2.76	72.1	66.5	77.1	15.9	8.9	24.0	6.4	-4.4	-4.3
2013-2014	2.71	72.3	66.7	77.3	15.7	10.1	24.0	6.4	-3.5	-4.1
2014-2015	2.65	72.4	66.8	77.4	15.6	10.9	24.0	6.4	-2.8	-3.9
2015-2016	2.60	72.6	66.9	77.7	15.4	11.5	23.9	6.4	-2.2	-3.8
2016-2017	2.56	72.8	67.2	77.9	15.2	12.3	23.8	6.4	-1.7	-3.4
2017-2018	2.52	72.9	67.3	78.0	15.1	12.7	23.6	6.4	-1.3	-3.2
2018-2019	2.48	73.1	67.6	78.2	14.8	12.9	23.3	6.3	-1.0	-3.1
2019-2020	2.44	73.2	67.7	78.2	14.7	12.9	23.1	6.4	-0.8	-2.9
2020-2021	2.41	73.5	68.0	78.5	14.4	13.0	22.8	6.3	-0.7	-2.8
2021-2022	2.38	73.6	68.1	78.6	14.3	13.0	22.4	6.3	-0.5	-2.6
2022-2023	2.36	73.7	68.2	78.8	14.2	13.0	22.1	6.3	-0.3	-2.5
2023-2024	2.37	74.0	68.5	79.0	14.0	13.1	22.0	6.3	-0.2	-2.4
2024-2025	2.37	74.0	68.5	79.1	13.9	13.5	21.9	6.3	-0.2	-1.9
2025-2026	2.38	74.3	68.9	79.2	13.7	13.5	21.7	6.2	-0.1	-1.9

10. San Vicente: Población e indicadores de estructura de la población estimados y proyectados 2005-2025.

Año	Población Total	Hombres	Mujeres	Indice de Masculinidad	Relaciones de Dependencia (<15, + 65 y más)/(15-64) por cien	Indice de Envejecimiento (60 y más/<15)	Edad media de la población
2005	168,983	81,188	87,795	92.5	79.9	26.2	27.0
2006	169,378	81,340	88,038	92.4	77.7	27.1	27.2
2007	169,797	81,515	88,282	92.3	75.3	28.1	27.4
2008	170,253	81,717	88,536	92.3	72.7	29.2	27.6
2009	171,057	82,097	88,960	92.3	70.1	30.4	27.8
2010	172,135	82,655	89,480	92.4	67.5	31.6	28.0
2011	173,458	83,345	90,113	92.5	64.9	32.8	28.2
2012	174,961	84,128	90,833	92.6	62.5	34.0	28.5
2013	176,619	84,997	91,622	92.8	60.4	35.3	28.7
2014	178,381	85,917	92,464	92.9	58.5	36.5	28.9
2015	180,235	86,887	93,348	93.1	57.0	37.6	29.2
2016	182,157	87,889	94,268	93.2	55.6	38.6	29.4
2017	184,127	88,908	95,219	93.4	54.6	39.6	29.6
2018	186,110	89,926	96,184	93.5	53.6	40.7	29.9
2019	188,104	90,953	97,151	93.6	52.7	41.7	30.1
2020	190,093	91,973	98,120	93.7	51.9	42.7	30.4
2021	192,075	92,984	99,091	93.8	51.3	43.6	30.6
2022	194,037	93,986	100,051	93.9	50.8	44.4	30.9
2023	195,966	94,968	100,998	94.0	50.4	45.3	31.1
2024	197,891	95,950	101,941	94.1	50.0	46.3	31.4
2025	199,786	96,871	102,915	94.1	49.5	47.3	31.7

10. San Vicente: Población e indicadores de estructura de la población estimados y proyectados 2005-2025.

Período	Nacimientos			Defunciones			Saldo migratorio internacional de ambos sexos	Saldo migratorio interno de ambos sexos
	Ambos Sexos	Hombres	Mujeres	Ambos Sexos	Hombres	Mujeres		
2005-2006	3,419	1,751	1,668	1,184	688	496	-1,998	158
2006-2007	3,376	1,729	1,647	1,170	675	495	-1,945	158
2007-2008	3,346	1,714	1,632	1,170	673	497	-1,878	158
2008-2009	3,327	1,704	1,623	1,178	682	496	-1,503	158
2009-2010	3,327	1,704	1,623	1,192	686	506	-1,202	145
2010-2011	3,329	1,705	1,624	1,193	686	507	-961	148
2011-2012	3,337	1,709	1,628	1,203	696	507	-772	141
2012-2013	3,345	1,713	1,632	1,204	693	511	-616	133
2013-2014	3,356	1,719	1,637	1,223	705	518	-493	122
2014-2015	3,361	1,721	1,640	1,233	713	520	-393	119
2015-2016	3,366	1,724	1,642	1,249	725	524	-316	121
2016-2017	3,364	1,723	1,641	1,264	734	530	-244	114
2017-2018	3,357	1,719	1,638	1,282	747	535	-197	105
2018-2019	3,341	1,711	1,630	1,289	749	540	-156	98
2019-2020	3,324	1,703	1,621	1,303	756	547	-129	97
2020-2021	3,302	1,691	1,611	1,320	767	553	-98	98
2021-2022	3,269	1,674	1,595	1,331	772	559	-70	94
2022-2023	3,241	1,660	1,581	1,349	787	562	-47	84
2023-2024	3,247	1,663	1,584	1,368	793	575	-38	84
2024-2025	3,244	1,662	1,582	1,394	814	580	-29	74
2025-2026	3,238	1,658	1,580	1,409	817	592	-14	74

10. San Vicente: Población e indicadores de estructura de la población estimados y proyectados 2005-2025.

Período	Tasa global de fecundidad (hijos por mujer)	Esperanza de vida al nacer		Tasa de mortalidad infantil (def. <1 año por mil nacidos vivos)	Tasa de crecimiento total (por mil)	Tasa bruta de natalidad (por mil)	Tasa bruta de mortalidad (por mil)	Tasa neta de migración internacional (por mil)	Tasa neta de migración interna (por mil)	
		Ambos Sexos	Hombres							Mujeres
2005-2006	2.48	70.5	65.3	75.4	26.7	2.3	20.2	7.0	-11.8	0.9
2006-2007	2.41	70.9	65.7	75.6	26.1	2.5	19.9	6.9	-11.5	0.9
2007-2008	2.34	71.0	66.0	75.7	25.9	2.7	19.7	6.9	-11.1	0.9
2008-2009	2.28	71.2	66.0	75.9	25.6	4.7	19.5	6.9	-8.8	0.9
2009-2010	2.22	71.3	66.1	76.0	25.5	6.3	19.4	7.0	-7.0	0.8
2010-2011	2.16	71.5	66.4	76.2	25.1	7.7	19.3	6.9	-5.6	0.9
2011-2012	2.11	71.7	66.5	76.5	24.8	8.7	19.2	6.9	-4.5	0.8
2012-2013	2.07	71.9	66.9	76.6	24.4	9.5	19.1	6.9	-3.5	0.8
2013-2014	2.02	72.1	67.0	76.8	24.1	10.0	19.0	6.9	-2.8	0.7
2014-2015	1.98	72.2	67.2	76.9	23.9	10.4	18.8	6.9	-2.2	0.7
2015-2016	1.95	72.4	67.3	77.1	23.6	10.7	18.7	6.9	-1.8	0.7
2016-2017	1.91	72.5	67.4	77.3	23.4	10.8	18.5	6.9	-1.3	0.6
2017-2018	1.88	72.7	67.6	77.5	23.1	10.8	18.2	7.0	-1.1	0.6
2018-2019	1.85	73.0	67.9	77.7	22.7	10.7	18.0	6.9	-0.8	0.5
2019-2020	1.83	73.1	68.1	77.8	22.5	10.6	17.7	6.9	-0.7	0.5
2020-2021	1.80	73.3	68.3	78.0	22.2	10.4	17.4	6.9	-0.5	0.5
2021-2022	1.78	73.4	68.4	78.1	22.0	10.2	17.0	6.9	-0.4	0.5
2022-2023	1.76	73.6	68.5	78.4	21.7	9.9	16.7	7.0	-0.2	0.4
2023-2024	1.77	73.7	68.8	78.4	21.5	9.8	16.6	7.0	-0.2	0.4
2024-2025	1.77	73.8	68.8	78.6	21.4	9.6	16.4	7.0	-0.1	0.4
2025-2026	1.78	74.1	69.1	78.8	21.0	9.5	16.2	7.1	-0.1	0.4

11. Usulután: Población e indicadores de estructura de la población estimados y proyectados 2005-2025.

Año	Población Total	Hombres	Mujeres	Índice de Masculinidad	Relaciones de Dependencia (<15, + 65 y más)/(15-64) por cien	Índice de Envejecimiento (60 y más/<15)	Edad media de la población
2005	352,244	168,212	184,032	91.4	80.7	27.0	27.1
2006	352,126	167,806	184,320	91.0	79.4	27.7	27.3
2007	352,042	167,437	184,605	90.7	77.9	28.5	27.4
2008	351,986	167,105	184,881	90.4	76.3	29.4	27.6
2009	352,728	167,191	185,537	90.1	74.3	30.4	27.8
2010	354,134	167,696	186,438	89.9	72.2	31.3	27.9
2011	356,085	168,507	187,578	89.8	70.1	32.4	28.1
2012	358,495	169,569	188,926	89.8	68.0	33.4	28.3
2013	361,302	170,859	190,443	89.7	66.0	34.4	28.5
2014	364,416	172,315	192,101	89.7	64.1	35.4	28.7
2015	367,741	173,884	193,857	89.7	62.6	36.3	28.9
2016	371,257	175,550	195,707	89.7	61.2	37.1	29.1
2017	374,915	177,293	197,622	89.7	60.1	37.9	29.3
2018	378,667	179,085	199,582	89.7	59.0	38.7	29.5
2019	382,488	180,927	201,561	89.8	57.9	39.6	29.7
2020	386,322	182,776	203,546	89.8	56.8	40.5	29.9
2021	390,199	184,655	205,544	89.8	56.0	41.3	30.1
2022	394,038	186,503	207,535	89.9	55.3	42.1	30.3
2023	397,861	188,338	209,523	89.9	54.7	42.9	30.6
2024	401,723	190,195	211,528	89.9	54.1	43.7	30.8
2025	405,645	192,083	213,562	89.9	53.6	44.5	31.0

11. Usulután: Población e indicadores de estructura de la población estimados y proyectados 2005-2025.

Período	Nacimientos			Defunciones			Saldo migratorio internacional de ambos sexos	Saldo migratorio interno de ambos sexos
	Ambos Sexos	Hombres	Mujeres	Ambos Sexos	Hombres	Mujeres		
2005-2006	7,664	3,925	3,739	2,480	1,443	1,037	-4,606	-696
2006-2007	7,534	3,859	3,675	2,449	1,418	1,031	-4,473	-696
2007-2008	7,432	3,807	3,625	2,447	1,408	1,039	-4,345	-696
2008-2009	7,353	3,766	3,587	2,452	1,413	1,039	-3,476	-683
2009-2010	7,310	3,744	3,566	2,464	1,419	1,045	-2,777	-663
2010-2011	7,292	3,735	3,557	2,464	1,421	1,043	-2,227	-650
2011-2012	7,288	3,733	3,555	2,464	1,425	1,039	-1,782	-632
2012-2013	7,294	3,736	3,558	2,469	1,417	1,052	-1,417	-601
2013-2014	7,304	3,741	3,563	2,487	1,424	1,063	-1,133	-570
2014-2015	7,313	3,746	3,567	2,520	1,446	1,074	-915	-553
2015-2016	7,315	3,747	3,568	2,536	1,464	1,072	-726	-537
2016-2017	7,306	3,742	3,564	2,561	1,479	1,082	-585	-502
2017-2018	7,291	3,734	3,557	2,591	1,496	1,095	-465	-483
2018-2019	7,267	3,722	3,545	2,610	1,493	1,117	-372	-464
2019-2020	7,231	3,704	3,527	2,648	1,515	1,133	-302	-447
2020-2021	7,188	3,682	3,506	2,663	1,516	1,147	-229	-419
2021-2022	7,133	3,653	3,480	2,702	1,543	1,159	-179	-413
2022-2023	7,086	3,629	3,457	2,723	1,557	1,166	-148	-392
2023-2024	7,107	3,640	3,467	2,742	1,563	1,179	-123	-380
2024-2025	7,118	3,646	3,472	2,788	1,588	1,200	-92	-316
2025-2026	7,117	3,645	3,472	2,812	1,594	1,218	-64	-304

11. Usulután: Población e indicadores de estructura de la población estimados y proyectados 2005-2025.

Período	Tasa global de fecundidad (hijos por mujer)	Esperanza de vida al nacer		Tasa de mortalidad infantil (def. <1 año por mil nacidos vivos)	Tasa de crecimiento total (por mil)	Tasa bruta de natalidad (por mil)	Tasa bruta de mortalidad (por mil)	Tasa neta de migración internacional (por mil)	Tasa neta de migración interna (por mil)	
		Ambos Sexos	Hombres							Mujeres
2005-2006	2.66	70.8	65.4	75.8	20.8	-0.3	21.8	7.0	-13.1	-2.0
2006-2007	2.58	71.2	65.8	76.1	20.3	-0.2	21.4	7.0	-12.7	-2.0
2007-2008	2.51	71.4	66.0	76.2	20.1	-0.2	21.1	7.0	-12.3	-2.0
2008-2009	2.44	71.5	66.1	76.4	19.9	2.1	20.9	7.0	-9.9	-1.9
2009-2010	2.37	71.6	66.2	76.5	19.8	4.0	20.7	7.0	-7.9	-1.9
2010-2011	2.32	71.9	66.4	76.8	19.5	5.5	20.6	7.0	-6.3	-1.8
2011-2012	2.26	72.0	66.5	77.0	19.3	6.8	20.5	6.9	-5.0	-1.8
2012-2013	2.21	72.3	66.9	77.1	19.0	7.8	20.3	6.9	-4.0	-1.7
2013-2014	2.17	72.5	67.2	77.3	18.7	8.6	20.2	6.9	-3.1	-1.6
2014-2015	2.12	72.6	67.2	77.4	18.6	9.1	20.1	6.9	-2.5	-1.5
2015-2016	2.08	72.8	67.3	77.7	18.3	9.6	19.9	6.9	-2.0	-1.5
2016-2017	2.05	72.9	67.5	77.8	18.1	9.9	19.7	6.9	-1.6	-1.4
2017-2018	2.01	73.1	67.7	78.0	17.9	10.0	19.4	6.9	-1.2	-1.3
2018-2019	1.98	73.4	68.1	78.1	17.6	10.1	19.2	6.9	-1.0	-1.2
2019-2020	1.96	73.5	68.2	78.3	17.5	10.0	18.9	6.9	-0.8	-1.2
2020-2021	1.93	73.7	68.4	78.4	17.3	10.0	18.6	6.9	-0.6	-1.1
2021-2022	1.91	73.8	68.5	78.6	17.1	9.8	18.3	6.9	-0.5	-1.1
2022-2023	1.89	74.0	68.6	78.8	16.9	9.7	18.0	6.9	-0.4	-1.0
2023-2024	1.89	74.2	68.9	79.0	16.6	9.7	17.9	6.9	-0.3	-1.0
2024-2025	1.90	74.3	68.9	79.1	16.6	9.8	17.7	6.9	-0.2	-0.8
2025-2026	1.90	74.5	69.2	79.2	16.3	9.7	17.5	6.9	-0.2	-0.7

12. San Miguel: Población e indicadores de estructura de la población estimados y proyectados 2005-2025.

Año	Población Total	Hombres	Mujeres	Indice de Masculinidad	Relaciones de Dependencia (<15, + 65 y más)/(15-64) por cien	Indice de Envejecimiento (60 y más/<15)	Edad media de la población
2005	461,542	219,870	241,672	91.0	77.3	26.7	27.2
2006	462,306	219,775	242,531	90.6	76.4	27.4	27.4
2007	463,083	219,715	243,368	90.3	75.1	28.2	27.5
2008	463,853	219,684	244,169	90.0	73.7	29.0	27.7
2009	465,670	220,201	245,469	89.7	72.1	29.9	27.9
2010	468,311	221,246	247,065	89.5	70.2	30.9	28.1
2011	471,652	222,688	248,964	89.4	68.3	31.9	28.3
2012	475,534	224,431	251,103	89.4	66.3	32.9	28.5
2013	479,861	226,438	253,423	89.4	64.4	34.0	28.7
2014	484,547	228,650	255,897	89.4	62.5	35.0	28.9
2015	489,476	231,001	258,475	89.4	60.9	36.1	29.1
2016	494,610	233,453	261,157	89.4	59.4	37.1	29.3
2017	499,917	236,002	263,915	89.4	58.1	38.1	29.6
2018	505,300	238,597	266,703	89.5	56.9	39.1	29.8
2019	510,766	241,246	269,520	89.5	55.8	40.1	30.0
2020	516,241	243,901	272,340	89.6	54.8	41.0	30.2
2021	521,706	246,558	275,148	89.6	53.9	42.0	30.5
2022	527,135	249,192	277,943	89.7	53.1	42.9	30.7
2023	532,524	251,794	280,730	89.7	52.5	43.9	31.0
2024	537,958	254,430	283,528	89.7	51.9	44.8	31.2
2025	543,426	257,092	286,334	89.8	51.3	45.7	31.5

12. San Miguel: Población e indicadores de estructura de la población estimados y proyectados 2005-2025.

Período	Nacimientos			Defunciones			Saldo migratorio internacional de ambos sexos	Saldo migratorio interno de ambos sexos
	Ambos Sexos	Hombres	Mujeres	Ambos Sexos	Hombres	Mujeres		
2005-2006	10,283	5,267	5,016	3,240	1,878	1,362	-6,357	78
2006-2007	10,077	5,161	4,916	3,203	1,848	1,355	-6,175	78
2007-2008	9,897	5,069	4,828	3,209	1,843	1,366	-5,996	78
2008-2009	9,753	4,995	4,758	3,213	1,846	1,367	-4,795	72
2009-2010	9,654	4,945	4,709	3,238	1,854	1,384	-3,843	68
2010-2011	9,590	4,912	4,678	3,237	1,857	1,380	-3,073	61
2011-2012	9,542	4,887	4,655	3,266	1,877	1,389	-2,453	59
2012-2013	9,517	4,875	4,642	3,274	1,868	1,406	-1,965	49
2013-2014	9,500	4,866	4,634	3,292	1,877	1,415	-1,571	49
2014-2015	9,490	4,861	4,629	3,347	1,905	1,442	-1,259	45
2015-2016	9,478	4,855	4,623	3,377	1,932	1,445	-1,004	37
2016-2017	9,461	4,846	4,615	3,409	1,947	1,462	-799	54
2017-2018	9,440	4,835	4,605	3,461	1,970	1,491	-642	46
2018-2019	9,415	4,822	4,593	3,472	1,968	1,504	-517	40
2019-2020	9,374	4,801	4,573	3,531	1,998	1,533	-406	38
2020-2021	9,326	4,777	4,549	3,562	2,006	1,556	-326	27
2021-2022	9,272	4,749	4,523	3,608	2,037	1,571	-259	24
2022-2023	9,222	4,723	4,499	3,647	2,066	1,581	-204	18
2023-2024	9,265	4,745	4,520	3,681	2,068	1,613	-163	13
2024-2025	9,292	4,759	4,533	3,755	2,105	1,650	-134	65
2025-2026	9,307	4,767	4,540	3,763	2,100	1,663	-102	60

12. San Miguel: Población e indicadores de estructura de la población estimados y proyectados 2005-2025.

Período	Tasa global de fecundidad (hijos por mujer)	Esperanza de vida al nacer		Tasa de mortalidad infantil (def. <1 año por mil nacidos vivos)	Tasa de crecimiento total (por mil)	Tasa bruta de natalidad (por mil)	Tasa bruta de mortalidad (por mil)	Tasa neta de migración internacional (por mil)	Tasa neta de migración interna (por mil)	
		Ambos Sexos	Hombres							Mujeres
2005-2006	2.64	70.7	65.5	75.5	21.0	1.7	22.3	7.0	-13.8	0.2
2006-2007	2.56	71.0	65.9	75.7	20.6	1.7	21.8	6.9	-13.4	0.2
2007-2008	2.49	71.2	66.1	75.8	20.3	1.7	21.4	6.9	-12.9	0.2
2008-2009	2.42	71.4	66.2	76.0	20.2	3.9	21.0	6.9	-10.3	0.2
2009-2010	2.36	71.5	66.3	76.1	20.0	5.7	20.7	7.0	-8.3	0.1
2010-2011	2.30	71.7	66.5	76.4	19.7	7.1	20.5	6.9	-6.6	0.1
2011-2012	2.25	71.9	66.6	76.6	19.5	8.2	20.2	6.9	-5.2	0.1
2012-2013	2.20	72.1	67.0	76.7	19.2	9.1	20.0	6.9	-4.1	0.1
2013-2014	2.15	72.3	67.2	76.9	18.9	9.8	19.8	6.9	-3.3	0.1
2014-2015	2.11	72.4	67.3	77.0	18.8	10.2	19.6	6.9	-2.6	0.1
2015-2016	2.07	72.6	67.4	77.3	18.5	10.5	19.4	6.9	-2.1	0.1
2016-2017	2.03	72.9	67.6	77.5	18.3	10.7	19.1	6.9	-1.6	0.1
2017-2018	2.00	73.0	67.7	77.6	18.2	10.8	18.9	6.9	-1.3	0.1
2018-2019	1.97	73.2	68.1	77.8	17.8	10.8	18.6	6.9	-1.0	0.1
2019-2020	1.94	73.3	68.2	77.9	17.7	10.7	18.4	6.9	-0.8	0.1
2020-2021	1.92	73.5	68.5	78.0	17.5	10.6	18.1	6.9	-0.6	0.1
2021-2022	1.89	73.7	68.5	78.3	17.3	10.4	17.8	6.9	-0.5	0.0
2022-2023	1.88	73.9	68.6	78.5	17.1	10.2	17.5	6.9	-0.4	0.0
2023-2024	1.88	74.0	69.0	78.6	16.9	10.2	17.4	6.9	-0.3	0.0
2024-2025	1.89	74.1	69.0	78.7	16.8	10.2	17.3	7.0	-0.2	0.1
2025-2026	1.89	74.4	69.4	78.9	16.4	10.1	17.1	6.9	-0.2	0.1

13. Morazán: Población e indicadores de estructura de la población estimados y proyectados 2005-2025.

Año	Población Total	Hombres	Mujeres	Indice de Masculinidad	Relaciones de Dependencia (<15, + 65 y más)/(15-64) por cien	Indice de Envejecimiento (60 y más/<15)	Edad media de la población
2005	186,301	88,578	97,723	90.6	88.7	24.6	26.2
2006	186,794	88,749	98,045	90.5	87.0	25.3	26.4
2007	187,306	88,943	98,363	90.4	85.1	26.1	26.6
2008	187,825	89,148	98,677	90.3	83.0	26.9	26.7
2009	188,715	89,546	99,169	90.3	80.7	27.9	26.9
2010	189,906	90,129	99,777	90.3	78.2	28.9	27.1
2011	191,364	90,864	100,500	90.4	75.5	30.0	27.3
2012	193,044	91,719	101,325	90.5	72.8	31.0	27.4
2013	194,914	92,685	102,229	90.7	70.4	32.0	27.6
2014	196,952	93,735	103,217	90.8	68.3	32.9	27.8
2015	199,123	94,853	104,270	91.0	66.4	33.7	28.0
2016	201,374	96,011	105,363	91.1	64.6	34.6	28.2
2017	203,753	97,239	106,514	91.3	63.1	35.4	28.4
2018	206,186	98,499	107,687	91.5	61.5	36.1	28.6
2019	208,679	99,791	108,888	91.6	60.3	36.8	28.8
2020	211,201	101,099	110,102	91.8	59.1	37.4	29.0
2021	213,755	102,419	111,336	92.0	58.4	37.8	29.2
2022	216,324	103,744	112,580	92.2	57.8	38.0	29.4
2023	218,888	105,063	113,825	92.3	57.2	38.2	29.6
2024	221,477	106,400	115,077	92.5	56.7	38.4	29.8
2025	224,182	107,791	116,391	92.6	56.2	38.6	30.0

13. Morazán: Población e indicadores de estructura de la población estimados y proyectados 2005-2025.

Período	Nacimientos			Defunciones			Saldo migratorio internacional de ambos sexos	Saldo migratorio interno de ambos sexos
	Ambos Sexos	Hombres	Mujeres	Ambos Sexos	Hombres	Mujeres		
2005-2006	4,284	2,194	2,090	1,228	673	555	-2,102	-461
2006-2007	4,229	2,166	2,063	1,211	660	551	-2,045	-461
2007-2008	4,186	2,144	2,042	1,220	662	558	-1,986	-461
2008-2009	4,157	2,129	2,028	1,219	663	556	-1,587	-461
2009-2010	4,148	2,125	2,023	1,235	671	564	-1,274	-448
2010-2011	4,151	2,126	2,025	1,238	671	567	-1,017	-438
2011-2012	4,169	2,135	2,034	1,249	679	570	-814	-426
2012-2013	4,188	2,145	2,043	1,256	676	580	-649	-413
2013-2014	4,217	2,160	2,057	1,267	685	582	-524	-388
2014-2015	4,240	2,172	2,068	1,282	695	587	-409	-378
2015-2016	4,264	2,184	2,080	1,310	711	599	-330	-373
2016-2017	4,287	2,196	2,091	1,318	716	602	-255	-335
2017-2018	4,303	2,204	2,099	1,340	725	615	-207	-323
2018-2019	4,313	2,209	2,104	1,336	718	618	-165	-319
2019-2020	4,320	2,213	2,107	1,353	727	626	-135	-310
2020-2021	4,316	2,211	2,105	1,364	732	632	-100	-298
2021-2022	4,312	2,209	2,103	1,381	743	638	-76	-286
2022-2023	4,303	2,204	2,099	1,405	759	646	-51	-283
2023-2024	4,334	2,220	2,114	1,424	762	662	-41	-280
2024-2025	4,358	2,232	2,126	1,440	769	671	-32	-181
2025-2026	4,374	2,240	2,134	1,448	769	679	-17	-178

13. Morazán: Población e indicadores de estructura de la población estimados y proyectados 2005-2025.

Período	Tasa global de fecundidad (hijos por mujer)	Esperanza de vida al nacer		Tasa de mortalidad infantil (def. <1 año por mil nacidos vivos)	Tasa de crecimiento total (por mil)	Tasa bruta de natalidad (por mil)	Tasa bruta de mortalidad (por mil)	Tasa neta de migración internacional (por mil)	Tasa neta de migración interna (por mil)	
		Ambos Sexos	Hombres							Mujeres
2005-2006	2.96	71.2	67.6	74.5	28.3	2.6	23.0	6.6	-11.3	-2.5
2006-2007	2.87	71.6	68.0	74.8	27.7	2.7	22.6	6.5	-10.9	-2.5
2007-2008	2.79	71.7	68.2	74.9	27.4	2.8	22.3	6.5	-10.6	-2.5
2008-2009	2.72	71.9	68.3	75.1	27.1	4.7	22.1	6.5	-8.4	-2.5
2009-2010	2.65	72.0	68.4	75.1	26.9	6.3	22.0	6.5	-6.8	-2.4
2010-2011	2.58	72.2	68.7	75.3	26.5	7.7	21.9	6.5	-5.4	-2.3
2011-2012	2.52	72.4	68.8	75.7	26.2	8.8	21.8	6.5	-4.3	-2.2
2012-2013	2.47	72.6	69.2	75.7	25.7	9.7	21.7	6.5	-3.4	-2.1
2013-2014	2.41	72.8	69.4	75.9	25.4	10.5	21.6	6.5	-2.7	-2.0
2014-2015	2.37	72.9	69.5	76.0	25.2	11.0	21.5	6.5	-2.1	-1.9
2015-2016	2.32	73.1	69.6	76.3	24.9	11.3	21.4	6.6	-1.7	-1.9
2016-2017	2.28	73.3	69.8	76.5	24.5	11.8	21.3	6.5	-1.3	-1.7
2017-2018	2.24	73.4	69.9	76.6	24.3	11.9	21.1	6.6	-1.0	-1.6
2018-2019	2.21	73.7	70.3	76.8	23.8	12.1	20.9	6.5	-0.8	-1.5
2019-2020	2.18	73.8	70.4	76.9	23.6	12.1	20.7	6.5	-0.6	-1.5
2020-2021	2.15	74.0	70.7	77.1	23.3	12.1	20.4	6.5	-0.5	-1.4
2021-2022	2.13	74.2	70.8	77.3	23.1	12.0	20.2	6.5	-0.4	-1.3
2022-2023	2.11	74.3	70.9	77.5	22.8	11.9	19.9	6.5	-0.2	-1.3
2023-2024	2.11	74.5	71.2	77.6	22.5	11.8	19.8	6.5	-0.2	-1.3
2024-2025	2.12	74.6	71.3	77.7	22.3	12.2	19.7	6.5	-0.1	-0.8
2025-2026	2.12	74.9	71.6	77.9	21.9	12.2	19.5	6.5	-0.1	-0.8

14. La Unión: Población e indicadores de estructura de la población estimados y proyectados 2005-2025.

Año	Población Total	Hombres	Mujeres	Índice de Masculinidad	Relaciones de Dependencia (<15, + 65 y más)/(15-64) por cien	Índice de Envejecimiento (60 y más/<15)	Edad media de la población
2005	259,004	122,835	136,169	90.2	84.1	28.1	27.2
2006	257,451	121,708	135,743	89.7	83.7	28.7	27.2
2007	255,945	120,630	135,315	89.1	83.1	29.3	27.3
2008	254,488	119,605	134,883	88.7	82.2	30.0	27.3
2009	253,966	119,075	134,891	88.3	80.9	30.8	27.4
2010	254,207	119,029	135,178	88.1	79.3	31.6	27.5
2011	255,096	119,350	135,746	87.9	77.6	32.4	27.6
2012	256,487	119,957	136,530	87.9	75.8	33.1	27.7
2013	258,322	120,821	137,501	87.9	74.1	33.7	27.8
2014	260,485	121,869	138,616	87.9	72.5	34.3	27.9
2015	262,909	123,064	139,845	88.0	71.1	34.8	28.0
2016	265,567	124,382	141,185	88.1	69.7	35.2	28.2
2017	268,430	125,805	142,625	88.2	68.3	35.7	28.3
2018	271,436	127,306	144,130	88.3	66.9	36.1	28.4
2019	274,548	128,866	145,682	88.5	65.7	36.4	28.6
2020	277,731	130,459	147,272	88.6	64.8	36.5	28.7
2021	280,958	132,076	148,882	88.7	63.5	36.8	28.9
2022	284,229	133,713	150,516	88.8	62.3	37.1	29.0
2023	287,522	135,351	152,171	88.9	61.3	37.3	29.2
2024	290,880	137,042	153,838	89.1	60.3	37.5	29.4
2025	294,358	138,811	155,547	89.2	59.4	37.7	29.5

14. La Unión: Población e indicadores de estructura de la población estimados y proyectados 2005-2025.

Período	Nacimientos			Defunciones			Saldo migratorio internacional de ambos sexos	Saldo migratorio interno de ambos sexos
	Ambos Sexos	Hombres	Mujeres	Ambos Sexos	Hombres	Mujeres		
2005-2006	6,268	3,210	3,058	1,999	1157	842	-5,386	-436
2006-2007	6,128	3,139	2,989	1,962	1127	835	-5,236	-436
2007-2008	6,003	3,075	2,928	1,944	1108	836	-5,080	-436
2008-2009	5,910	3,027	2,883	1,927	1098	829	-4,069	-436
2009-2010	5,850	2,996	2,854	1,928	1093	835	-3,255	-426
2010-2011	5,820	2,981	2,839	1,917	1079	838	-2,602	-412
2011-2012	5,804	2,973	2,831	1,927	1086	841	-2,078	-408
2012-2013	5,804	2,973	2,831	1,910	1064	846	-1,662	-397
2013-2014	5,805	2,973	2,832	1,929	1074	855	-1,331	-382
2014-2015	5,810	2,976	2,834	1,940	1080	860	-1,070	-376
2015-2016	5,815	2,978	2,837	1,943	1084	859	-848	-366
2016-2017	5,822	2,982	2,840	1,968	1093	875	-684	-307
2017-2018	5,823	2,983	2,840	1,974	1095	879	-544	-299
2018-2019	5,819	2,980	2,839	1,980	1091	889	-436	-291
2019-2020	5,809	2,975	2,834	1,994	1102	892	-349	-283
2020-2021	5,794	2,968	2,826	2,011	1112	899	-280	-276
2021-2022	5,779	2,960	2,819	2,024	1118	906	-216	-268
2022-2023	5,768	2,954	2,814	2,044	1133	911	-169	-262
2023-2024	5,817	2,979	2,838	2,057	1123	934	-142	-260
2024-2025	5,855	2,999	2,856	2,092	1143	949	-109	-176
2025-2026	5,887	3,015	2,872	2,097	1,140	957	-81	-174

14. La Unión: Población e indicadores de estructura de la población estimados y proyectados 2005-2025.

Período	Tasa global de fecundidad (hijos por mujer)	Esperanza de vida al nacer		Tasa de mortalidad infantil (def. <1 año por mil nacidos vivos)	Tasa de crecimiento total (por mil)	Tasa bruta de natalidad (por mil)	Tasa bruta de mortalidad (por mil)	Tasa neta de migración internacional (por mil)	Tasa neta de migración interna (por mil)	
		Ambos Sexos	Hombres							Mujeres
2005-2006	3.02	69.7	64.6	74.3	19.6	-6.0	24.2	7.7	-20.8	-1.7
2006-2007	2.93	70.0	65.0	74.5	19.2	-5.8	23.8	7.6	-20.3	-1.7
2007-2008	2.85	70.2	65.2	74.6	19.0	-5.7	23.5	7.6	-19.8	-1.7
2008-2009	2.77	70.3	65.3	74.8	18.8	-2.1	23.2	7.6	-16.0	-1.7
2009-2010	2.70	70.5	65.4	74.9	18.7	0.9	23.0	7.6	-12.8	-1.7
2010-2011	2.63	70.7	65.6	75.1	18.4	3.5	22.9	7.5	-10.2	-1.6
2011-2012	2.57	70.9	65.8	75.3	18.2	5.5	22.8	7.6	-8.1	-1.6
2012-2013	2.51	71.1	66.2	75.5	17.9	7.2	22.6	7.4	-6.5	-1.5
2013-2014	2.46	71.3	66.3	75.6	17.7	8.4	22.5	7.5	-5.2	-1.5
2014-2015	2.41	71.4	66.4	75.8	17.5	9.3	22.3	7.4	-4.1	-1.4
2015-2016	2.37	71.6	66.6	76.1	17.3	10.1	22.1	7.4	-3.2	-1.4
2016-2017	2.33	71.8	66.7	76.2	17.1	10.8	21.9	7.4	-2.6	-1.2
2017-2018	2.29	72.0	67.0	76.3	16.9	11.2	21.7	7.4	-2.0	-1.1
2018-2019	2.25	72.2	67.3	76.5	16.7	11.5	21.4	7.3	-1.6	-1.1
2019-2020	2.22	72.3	67.4	76.7	16.5	11.6	21.2	7.3	-1.3	-1.0
2020-2021	2.19	72.5	67.5	76.9	16.3	11.6	20.9	7.2	-1.0	-1.0
2021-2022	2.17	72.6	67.7	76.9	16.2	11.6	20.6	7.2	-0.8	-1.0
2022-2023	2.15	72.8	67.8	77.2	16.0	11.6	20.3	7.2	-0.6	-0.9
2023-2024	2.15	73.0	68.2	77.3	15.8	11.7	20.2	7.2	-0.5	-0.9
2024-2025	2.16	73.0	68.2	77.4	15.7	12.0	20.1	7.2	-0.4	-0.6
2025-2026	2.16	73.3	68.5	77.5	15.4	12.0	20.0	7.1	-0.3	-0.6

01- Ahuachapán: Estimaciones y proyecciones de la población de ambos sexos por años calendario y edades simples. 2005-2025

Edad	2005	2006	2007	2008	2009	2010	2011	2012	2013	2014	2015
Total	324,244	326,769	329,248	331,696	334,451	337,467	340,735	344,189	347,826	351,589	355,461
0-4	38,923	37,782	36,902	36,210	35,813	35,716	35,433	35,249	35,159	35,138	35,173
0	7,173	7,343	7,241	7,156	7,098	7,064	7,050	7,048	7,059	7,072	7,091
1	7,465	7,133	7,303	7,203	7,121	7,063	7,030	7,017	7,016	7,029	7,042
2	7,804	7,459	7,127	7,297	7,197	7,117	7,059	7,026	7,013	7,012	7,027
3	8,067	7,796	7,451	7,119	7,291	7,191	7,111	7,055	7,022	7,009	7,008
4	8,414	8,051	7,780	7,435	7,106	7,281	7,183	7,103	7,049	7,016	7,005
5-9	44,367	43,666	42,645	41,446	40,028	38,503	37,412	36,583	35,940	35,578	35,510
5	8,645	8,392	8,030	7,760	7,419	7,093	7,270	7,174	7,094	7,042	7,009
6	8,834	8,622	8,369	8,008	7,743	7,405	7,081	7,260	7,166	7,087	7,036
7	8,919	8,810	8,598	8,347	7,990	7,727	7,393	7,071	7,252	7,158	7,081
8	8,978	8,891	8,784	8,572	8,325	7,972	7,711	7,380	7,059	7,242	7,150
9	8,991	8,951	8,864	8,759	8,551	8,306	7,957	7,698	7,369	7,049	7,234
10-14	42,118	43,093	43,735	44,032	44,033	43,689	43,052	42,107	40,987	39,631	38,157
10	8,911	8,965	8,926	8,839	8,738	8,534	8,291	7,944	7,687	7,359	7,041
11	8,728	8,880	8,934	8,895	8,812	8,716	8,515	8,274	7,931	7,674	7,349
12	8,480	8,692	8,844	8,900	8,865	8,785	8,693	8,496	8,257	7,915	7,659
13	8,174	8,436	8,649	8,801	8,863	8,831	8,757	8,668	8,473	8,236	7,896
14	7,825	8,120	8,382	8,597	8,755	8,823	8,796	8,725	8,639	8,447	8,212
15-19	34,180	35,274	36,502	37,854	39,238	40,557	41,660	42,440	42,878	43,000	42,760
15	7,460	7,758	8,054	8,316	8,539	8,703	8,779	8,756	8,690	8,607	8,418
16	7,126	7,377	7,677	7,974	8,245	8,476	8,648	8,729	8,711	8,649	8,569
17	6,793	7,028	7,281	7,582	7,891	8,171	8,411	8,589	8,675	8,662	8,605
18	6,544	6,685	6,921	7,176	7,489	7,808	8,097	8,343	8,527	8,618	8,609
19	6,257	6,426	6,569	6,806	7,074	7,399	7,725	8,023	8,275	8,464	8,559
20-24	27,853	28,300	28,873	29,533	30,420	31,469	32,755	34,193	35,772	37,347	38,816
20	6,024	6,133	6,303	6,449	6,699	6,980	7,313	7,646	7,951	8,209	8,401
21	5,754	5,896	6,006	6,179	6,340	6,601	6,891	7,232	7,571	7,882	8,143
22	5,547	5,626	5,770	5,881	6,070	6,242	6,512	6,810	7,158	7,501	7,816
23	5,351	5,419	5,499	5,646	5,772	5,971	6,154	6,430	6,735	7,088	7,434
24	5,177	5,226	5,295	5,378	5,539	5,675	5,885	6,075	6,357	6,667	7,022
25-29	23,592	23,771	23,953	24,196	24,545	25,069	25,700	26,485	27,385	28,454	29,654
25	5,005	5,053	5,106	5,176	5,273	5,444	5,591	5,806	6,004	6,289	6,602
26	4,863	4,884	4,936	4,991	5,073	5,182	5,362	5,515	5,735	5,938	6,227
27	4,714	4,747	4,771	4,824	4,893	4,984	5,103	5,289	5,448	5,671	5,878
28	4,589	4,603	4,639	4,665	4,729	4,808	4,907	5,033	5,225	5,387	5,614
29	4,421	4,484	4,501	4,540	4,577	4,651	4,737	4,842	4,973	5,169	5,333
30-34	20,514	20,582	20,713	20,865	21,108	21,377	21,705	22,053	22,483	22,987	23,638
30	4,296	4,325	4,389	4,408	4,456	4,503	4,584	4,677	4,786	4,921	5,119
31	4,162	4,207	4,238	4,303	4,331	4,389	4,442	4,528	4,626	4,737	4,877
32	4,096	4,081	4,127	4,159	4,232	4,269	4,333	4,389	4,481	4,582	4,695
33	4,018	4,021	4,006	4,055	4,094	4,176	4,217	4,286	4,345	4,440	4,543
34	3,942	3,948	3,953	3,940	3,995	4,040	4,129	4,173	4,245	4,307	4,404
35-39	17,965	18,246	18,468	18,667	18,815	18,976	19,143	19,392	19,669	20,018	20,366
35	3,823	3,878	3,884	3,890	3,884	3,945	3,995	4,087	4,134	4,209	4,273
36	3,700	3,761	3,818	3,824	3,836	3,837	3,903	3,956	4,050	4,099	4,177
37	3,578	3,643	3,704	3,763	3,774	3,791	3,797	3,866	3,921	4,017	4,067
38	3,491	3,524	3,589	3,651	3,715	3,730	3,754	3,762	3,833	3,890	3,987
39	3,373	3,440	3,473	3,539	3,606	3,673	3,694	3,721	3,731	3,803	3,862
40-44	15,227	15,491	15,793	16,098	16,448	16,785	17,130	17,434	17,730	17,962	18,192
40	3,258	3,322	3,390	3,424	3,495	3,566	3,636	3,661	3,690	3,702	3,775
41	3,115	3,210	3,275	3,343	3,382	3,457	3,530	3,604	3,632	3,663	3,676
42	3,029	3,069	3,164	3,230	3,302	3,345	3,423	3,499	3,576	3,605	3,638
43	2,952	2,984	3,025	3,120	3,189	3,264	3,311	3,391	3,470	3,549	3,579
44	2,873	2,906	2,939	2,981	3,080	3,153	3,230	3,279	3,362	3,443	3,524

Fuente: Ministerio de Economía, Dirección General de Estadística y Censos.

01- Ahuachapán: Estimaciones y proyecciones de la población de ambos sexos por años calendario y edades simples. 2005-2025

Edad	2005	2006	2007	2008	2009	2010	2011	2012	2013	2014	2015
45-49	12,992	13,220	13,428	13,655	13,899	14,200	14,517	14,877	15,254	15,666	16,051
45	2,766	2,828	2,862	2,895	2,941	3,044	3,119	3,198	3,250	3,336	3,418
46	2,670	2,723	2,786	2,821	2,858	2,906	3,012	3,089	3,171	3,224	3,311
47	2,588	2,629	2,682	2,746	2,784	2,825	2,875	2,983	3,061	3,144	3,197
48	2,533	2,548	2,590	2,643	2,710	2,750	2,793	2,845	2,955	3,034	3,117
49	2,435	2,492	2,508	2,550	2,606	2,675	2,718	2,762	2,817	2,928	3,008
50-54	11,035	11,157	11,359	11,563	11,813	12,052	12,316	12,566	12,841	13,129	13,466
50	2,351	2,396	2,454	2,471	2,516	2,574	2,645	2,688	2,733	2,790	2,901
51	2,239	2,312	2,357	2,415	2,435	2,482	2,542	2,615	2,658	2,705	2,763
52	2,190	2,199	2,273	2,319	2,379	2,401	2,449	2,511	2,585	2,629	2,676
53	2,137	2,152	2,161	2,235	2,284	2,345	2,368	2,416	2,480	2,555	2,600
54	2,118	2,098	2,114	2,123	2,199	2,250	2,312	2,336	2,385	2,450	2,526
55-59	9,489	9,712	9,851	9,960	10,019	10,137	10,290	10,520	10,756	11,029	11,289
55	2,063	2,080	2,061	2,078	2,088	2,166	2,219	2,281	2,307	2,356	2,421
56	2,004	2,026	2,044	2,026	2,045	2,056	2,135	2,188	2,251	2,277	2,327
57	1,899	1,967	1,989	2,007	1,993	2,012	2,025	2,104	2,158	2,221	2,248
58	1,812	1,862	1,930	1,953	1,973	1,961	1,981	1,995	2,074	2,129	2,192
59	1,711	1,777	1,827	1,896	1,920	1,942	1,930	1,952	1,966	2,046	2,101
60-64	7,833	7,842	7,960	8,133	8,387	8,625	8,863	9,025	9,163	9,246	9,379
60	1,655	1,676	1,743	1,792	1,862	1,887	1,909	1,900	1,923	1,938	2,016
61	1,578	1,620	1,641	1,708	1,757	1,829	1,855	1,878	1,869	1,893	1,908
62	1,551	1,543	1,585	1,607	1,675	1,724	1,796	1,823	1,847	1,839	1,863
63	1,523	1,516	1,510	1,551	1,575	1,643	1,693	1,764	1,792	1,816	1,808
64	1,526	1,487	1,481	1,475	1,518	1,542	1,610	1,660	1,732	1,760	1,784
65-69	6,684	6,825	6,891	6,927	6,912	6,925	6,962	7,100	7,286	7,543	7,782
65	1,485	1,487	1,450	1,444	1,441	1,483	1,509	1,577	1,627	1,698	1,726
66	1,423	1,444	1,448	1,411	1,408	1,406	1,449	1,474	1,543	1,592	1,662
67	1,328	1,383	1,404	1,409	1,372	1,373	1,371	1,415	1,439	1,507	1,557
68	1,264	1,287	1,342	1,363	1,369	1,334	1,336	1,335	1,379	1,403	1,470
69	1,184	1,224	1,247	1,300	1,322	1,329	1,297	1,299	1,298	1,343	1,367
70-74	4,833	4,961	5,122	5,299	5,502	5,667	5,808	5,881	5,936	5,946	5,979
70	1,110	1,144	1,183	1,206	1,259	1,282	1,289	1,258	1,261	1,261	1,307
71	1,011	1,071	1,104	1,142	1,166	1,217	1,240	1,247	1,219	1,223	1,223
72	948	973	1,031	1,065	1,102	1,125	1,175	1,199	1,207	1,181	1,185
73	903	909	934	991	1,024	1,061	1,084	1,134	1,158	1,166	1,141
74	861	864	870	895	951	982	1,020	1,043	1,091	1,115	1,123
75-79	3,270	3,402	3,525	3,623	3,708	3,809	3,926	4,071	4,228	4,406	4,556
75	805	820	824	830	855	909	940	976	999	1,045	1,069
76	724	764	779	784	790	813	865	896	931	953	997
77	644	683	722	737	742	748	770	820	850	884	905
78	573	603	640	677	691	696	703	724	772	801	834
79	524	532	560	595	630	643	648	655	676	723	751
80-84	1,824	1,879	1,953	2,036	2,126	2,230	2,331	2,425	2,503	2,572	2,659
80	465	479	487	514	546	579	592	598	606	625	670
81	411	428	442	450	475	504	535	548	555	563	580
82	354	376	392	405	413	436	464	493	505	512	519
83	305	321	342	357	369	376	398	424	451	462	469
84	289	275	290	310	323	335	342	362	386	410	421
85 y más	1,545	1,566	1,575	1,599	1,637	1,681	1,732	1,788	1,856	1,937	2,034

Fuente: Ministerio de Economía, Dirección General de Estadística y Censos.

01- Ahuachapán: Estimaciones y proyecciones de la población de ambos sexos por años calendario y edades simples. 2005-2025

Edad	2016	2017	2018	2019	2020	2021	2022	2023	2024	2025
Total	359,418	363,473	367,569	371,685	375,796	379,895	383,989	388,039	392,145	396,302
0-4	35,230	35,295	35,339	35,354	35,327	35,253	35,135	34,986	34,892	34,851
0	7,101	7,105	7,099	7,084	7,060	7,025	6,985	6,948	6,987	7,017
1	7,062	7,073	7,077	7,072	7,057	7,034	6,999	6,960	6,924	6,963
2	7,040	7,060	7,071	7,075	7,070	7,055	7,032	6,997	6,958	6,922
3	7,023	7,038	7,058	7,069	7,073	7,068	7,053	7,030	6,995	6,956
4	7,004	7,019	7,034	7,054	7,067	7,071	7,066	7,051	7,028	6,993
5-9	35,248	35,089	35,019	35,011	35,054	35,119	35,196	35,251	35,274	35,259
5	7,000	7,000	7,015	7,030	7,050	7,065	7,069	7,064	7,049	7,028
6	7,003	6,996	6,996	7,011	7,026	7,046	7,063	7,067	7,062	7,049
7	7,030	6,999	6,992	6,992	7,007	7,022	7,044	7,061	7,065	7,062
8	7,073	7,026	6,995	6,988	6,988	7,003	7,020	7,042	7,059	7,063
9	7,142	7,068	7,021	6,990	6,983	6,983	7,000	7,017	7,039	7,057
10-14	37,109	36,316	35,707	35,373	35,325	35,081	34,931	34,874	34,882	34,944
10	7,226	7,137	7,063	7,016	6,985	6,978	6,980	6,997	7,014	7,037
11	7,031	7,218	7,129	7,055	7,008	6,979	6,974	6,976	6,993	7,010
12	7,335	7,018	7,208	7,119	7,045	6,998	6,970	6,967	6,969	6,988
13	7,642	7,320	7,004	7,195	7,107	7,033	6,987	6,960	6,958	6,961
14	7,875	7,623	7,303	6,988	7,180	7,093	7,020	6,974	6,948	6,948
15-19	42,208	41,335	40,275	38,977	37,551	36,552	35,797	35,218	34,909	34,884
15	8,185	7,850	7,599	7,282	6,968	7,162	7,075	7,002	6,957	6,933
16	8,384	8,152	7,821	7,571	7,258	6,944	7,140	7,053	6,982	6,939
17	8,527	8,344	8,116	7,787	7,540	7,228	6,918	7,115	7,028	6,959
18	8,557	8,483	8,303	8,077	7,750	7,506	7,195	6,888	7,086	6,999
19	8,555	8,506	8,436	8,260	8,035	7,712	7,469	7,160	6,856	7,054
20-24	40,046	40,937	41,467	41,675	41,517	41,042	40,244	39,250	38,013	36,642
20	8,500	8,500	8,453	8,387	8,214	7,994	7,672	7,431	7,124	6,822
21	8,340	8,442	8,445	8,400	8,338	8,169	7,952	7,631	7,393	7,087
22	8,081	8,281	8,384	8,392	8,349	8,290	8,124	7,910	7,591	7,355
23	7,753	8,020	8,222	8,329	8,339	8,300	8,243	8,080	7,868	7,551
24	7,372	7,694	7,963	8,167	8,277	8,289	8,253	8,198	8,037	7,827
25-29	31,060	32,598	34,255	35,896	37,423	38,704	39,647	40,229	40,488	40,380
25	6,961	7,314	7,637	7,910	8,115	8,227	8,241	8,207	8,154	7,994
26	6,543	6,904	7,258	7,584	7,858	8,065	8,179	8,195	8,163	8,111
27	6,170	6,489	6,851	7,207	7,534	7,810	8,018	8,133	8,151	8,120
28	5,823	6,117	6,439	6,802	7,159	7,487	7,765	7,973	8,089	8,108
29	5,563	5,774	6,070	6,393	6,757	7,115	7,444	7,721	7,931	8,047
30-34	24,366	25,226	26,186	27,301	28,543	29,981	31,543	33,217	34,871	36,415
30	5,286	5,517	5,730	6,027	6,351	6,715	7,074	7,403	7,680	7,892
31	5,076	5,244	5,476	5,690	5,988	6,313	6,677	7,035	7,365	7,643
32	4,838	5,037	5,206	5,440	5,654	5,952	6,279	6,642	6,999	7,332
33	4,658	4,803	5,003	5,172	5,408	5,623	5,920	6,247	6,609	6,968
34	4,508	4,625	4,771	4,972	5,142	5,378	5,593	5,890	6,218	6,580
35-39	20,762	21,170	21,645	22,186	22,864	23,613	24,492	25,467	26,588	27,835
35	4,371	4,477	4,594	4,742	4,944	5,114	5,350	5,564	5,862	6,191
36	4,242	4,341	4,447	4,567	4,716	4,917	5,087	5,324	5,539	5,836
37	4,149	4,214	4,314	4,421	4,542	4,691	4,892	5,062	5,299	5,515
38	4,040	4,123	4,190	4,289	4,397	4,518	4,668	4,870	5,039	5,276
39	3,960	4,015	4,100	4,167	4,265	4,373	4,495	4,647	4,849	5,017
40-44	18,404	18,689	19,001	19,382	19,754	20,168	20,594	21,084	21,637	22,325
40	3,835	3,934	3,992	4,077	4,144	4,242	4,352	4,474	4,626	4,829
41	3,750	3,811	3,912	3,970	4,055	4,123	4,222	4,332	4,454	4,607
42	3,652	3,727	3,788	3,889	3,947	4,034	4,103	4,202	4,312	4,434
43	3,613	3,628	3,704	3,765	3,866	3,925	4,013	4,083	4,182	4,293
44	3,554	3,589	3,605	3,681	3,742	3,844	3,904	3,993	4,063	4,162

Fuente: Ministerio de Economía, Dirección General de Estadística y Censos.

01- Huachapán: Estimaciones y proyecciones de la población de ambos sexos por años calendario y edades simples. 2005-2025

Edad	2016	2017	2018	2019	2020	2021	2022	2023	2024	2025
45-49	16,439	16,781	17,105	17,355	17,598	17,827	18,129	18,452	18,846	19,230
45	3,499	3,531	3,566	3,582	3,658	3,719	3,823	3,883	3,972	4,043
46	3,392	3,475	3,508	3,543	3,559	3,637	3,699	3,802	3,863	3,951
47	3,285	3,368	3,451	3,484	3,519	3,537	3,616	3,678	3,781	3,842
48	3,171	3,261	3,344	3,427	3,460	3,497	3,516	3,595	3,657	3,759
49	3,092	3,146	3,236	3,319	3,402	3,437	3,475	3,494	3,573	3,635
50-54	13,809	14,194	14,584	15,007	15,404	15,803	16,150	16,480	16,738	16,997
50	2,982	3,067	3,121	3,211	3,295	3,378	3,413	3,451	3,470	3,550
51	2,874	2,955	3,040	3,094	3,185	3,270	3,352	3,387	3,426	3,446
52	2,735	2,846	2,927	3,013	3,067	3,159	3,243	3,324	3,360	3,400
53	2,647	2,707	2,818	2,899	2,985	3,039	3,131	3,215	3,296	3,333
54	2,571	2,619	2,678	2,790	2,872	2,957	3,011	3,103	3,186	3,268
55-59	11,567	11,840	12,133	12,435	12,783	13,133	13,518	13,903	14,322	14,714
55	2,496	2,543	2,592	2,651	2,764	2,845	2,930	2,983	3,075	3,158
56	2,392	2,469	2,517	2,566	2,625	2,737	2,818	2,903	2,956	3,047
57	2,298	2,365	2,442	2,491	2,540	2,599	2,710	2,790	2,875	2,928
58	2,219	2,272	2,338	2,416	2,465	2,514	2,573	2,682	2,762	2,847
59	2,162	2,191	2,244	2,311	2,389	2,438	2,487	2,545	2,654	2,734
60-64	9,546	9,786	10,029	10,310	10,579	10,867	11,141	11,431	11,726	12,067
60	2,071	2,134	2,163	2,217	2,284	2,360	2,409	2,458	2,516	2,625
61	1,986	2,042	2,105	2,135	2,188	2,255	2,331	2,380	2,429	2,486
62	1,878	1,957	2,013	2,076	2,106	2,159	2,226	2,300	2,349	2,399
63	1,834	1,849	1,928	1,984	2,047	2,077	2,129	2,195	2,269	2,319
64	1,777	1,804	1,820	1,898	1,954	2,016	2,046	2,098	2,163	2,238
65-69	8,020	8,190	8,339	8,438	8,582	8,755	8,990	9,226	9,495	9,756
65	1,751	1,745	1,774	1,790	1,866	1,922	1,984	2,014	2,066	2,130
66	1,691	1,717	1,713	1,742	1,758	1,832	1,888	1,950	1,980	2,031
67	1,625	1,656	1,682	1,679	1,708	1,724	1,796	1,852	1,914	1,944
68	1,520	1,588	1,619	1,645	1,643	1,671	1,688	1,759	1,814	1,876
69	1,433	1,484	1,551	1,582	1,607	1,606	1,634	1,651	1,721	1,775
70-74	6,031	6,171	6,353	6,598	6,826	7,051	7,215	7,358	7,458	7,597
70	1,330	1,396	1,446	1,512	1,543	1,568	1,567	1,595	1,612	1,681
71	1,269	1,293	1,357	1,407	1,471	1,502	1,527	1,526	1,555	1,571
72	1,186	1,230	1,254	1,317	1,365	1,429	1,459	1,483	1,484	1,513
73	1,146	1,147	1,190	1,214	1,275	1,321	1,385	1,415	1,438	1,440
74	1,100	1,105	1,106	1,148	1,172	1,231	1,277	1,339	1,369	1,392
75-79	4,682	4,754	4,812	4,831	4,873	4,930	5,058	5,221	5,437	5,649
75	1,077	1,056	1,061	1,063	1,104	1,127	1,185	1,229	1,290	1,321
76	1,021	1,029	1,010	1,015	1,018	1,058	1,080	1,136	1,180	1,241
77	948	971	980	961	967	971	1,009	1,031	1,085	1,129
78	854	896	919	928	911	917	921	957	979	1,032
79	782	802	842	864	873	857	863	868	903	926
80-84	2,758	2,878	3,003	3,146	3,270	3,375	3,436	3,485	3,512	3,558
80	696	728	748	786	807	815	801	808	813	847
81	623	647	678	698	733	753	761	749	756	761
82	535	576	598	628	647	679	699	707	697	704
83	476	492	529	550	579	597	627	645	653	645
84	428	435	450	484	504	531	548	576	593	601
85 y más	2,133	2,224	2,317	2,410	2,523	2,641	2,773	2,907	3,057	3,199

Fuente: Ministerio de Economía, Dirección General de Estadística y Censos.

01- Ahuachapán: Estimaciones y proyecciones de la población masculina por años calendario y edades simples. 2005-2025

Edad	2005	2006	2007	2008	2009	2010	2011	2012	2013	2014	2015
Total	157,564	158,679	159,782	160,874	162,129	163,547	165,113	166,778	168,545	170,378	172,268
0-4	19,985	19,390	18,929	18,562	18,344	18,265	18,121	18,026	17,980	17,969	17,987
0	3,702	3,759	3,708	3,664	3,634	3,616	3,609	3,608	3,614	3,620	3,630
1	3,831	3,676	3,733	3,683	3,641	3,611	3,594	3,587	3,587	3,594	3,600
2	4,003	3,828	3,673	3,730	3,680	3,639	3,609	3,592	3,585	3,585	3,593
3	4,136	3,999	3,824	3,669	3,727	3,677	3,636	3,607	3,590	3,583	3,583
4	4,313	4,128	3,991	3,816	3,662	3,722	3,673	3,632	3,604	3,587	3,581
5-9	22,744	22,385	21,862	21,249	20,526	19,764	19,194	18,760	18,418	18,219	18,155
5	4,431	4,302	4,117	3,981	3,807	3,655	3,716	3,668	3,627	3,600	3,583
6	4,528	4,419	4,290	4,105	3,972	3,800	3,649	3,711	3,664	3,624	3,597
7	4,573	4,516	4,407	4,279	4,096	3,964	3,794	3,644	3,707	3,660	3,621
8	4,603	4,559	4,503	4,394	4,268	4,087	3,956	3,788	3,638	3,702	3,656
9	4,609	4,589	4,545	4,490	4,383	4,258	4,079	3,949	3,782	3,633	3,698
10-14	21,516	22,046	22,395	22,560	22,565	22,391	22,066	21,582	21,010	20,320	19,586
10	4,566	4,595	4,576	4,532	4,479	4,374	4,250	4,072	3,943	3,777	3,629
11	4,469	4,550	4,579	4,560	4,518	4,467	4,364	4,241	4,065	3,936	3,772
12	4,335	4,450	4,531	4,561	4,544	4,504	4,455	4,354	4,232	4,057	3,928
13	4,169	4,311	4,427	4,508	4,541	4,526	4,489	4,442	4,342	4,221	4,048
14	3,977	4,140	4,282	4,399	4,483	4,520	4,508	4,473	4,428	4,329	4,209
15-19	17,075	17,710	18,413	19,172	19,942	20,672	21,281	21,711	21,958	22,035	21,920
15	3,775	3,940	4,104	4,247	4,368	4,455	4,498	4,488	4,455	4,412	4,314
16	3,585	3,730	3,896	4,061	4,209	4,335	4,427	4,473	4,466	4,435	4,394
17	3,394	3,530	3,676	3,843	4,015	4,169	4,300	4,396	4,445	4,441	4,413
18	3,245	3,333	3,470	3,617	3,791	3,971	4,130	4,264	4,364	4,416	4,414
19	3,076	3,177	3,267	3,404	3,559	3,742	3,926	4,090	4,228	4,331	4,385
20-24	13,322	13,591	13,939	14,343	14,875	15,506	16,264	17,100	18,001	18,890	19,710
20	2,935	3,004	3,106	3,198	3,342	3,506	3,694	3,883	4,051	4,192	4,297
21	2,777	2,859	2,929	3,033	3,134	3,285	3,455	3,648	3,841	4,012	4,155
22	2,651	2,700	2,784	2,854	2,968	3,077	3,233	3,408	3,605	3,801	3,974
23	2,532	2,573	2,623	2,709	2,788	2,909	3,025	3,184	3,364	3,563	3,761
24	2,427	2,455	2,497	2,549	2,643	2,729	2,857	2,977	3,140	3,322	3,523
25-29	10,839	10,896	10,976	11,104	11,305	11,617	12,003	12,483	13,038	13,685	14,405
25	2,326	2,350	2,381	2,424	2,484	2,585	2,678	2,809	2,934	3,098	3,282
26	2,244	2,251	2,278	2,310	2,360	2,428	2,535	2,631	2,766	2,894	3,060
27	2,162	2,172	2,181	2,209	2,249	2,305	2,379	2,490	2,589	2,726	2,856
28	2,095	2,093	2,106	2,116	2,151	2,197	2,258	2,336	2,451	2,551	2,691
29	2,012	2,030	2,030	2,045	2,061	2,102	2,153	2,217	2,298	2,416	2,516
30-34	9,306	9,286	9,296	9,316	9,389	9,488	9,634	9,812	10,049	10,342	10,731
30	1,951	1,953	1,972	1,973	1,993	2,015	2,060	2,115	2,182	2,265	2,384
31	1,888	1,897	1,901	1,920	1,926	1,952	1,978	2,026	2,083	2,151	2,237
32	1,857	1,840	1,850	1,854	1,878	1,889	1,918	1,946	1,997	2,056	2,125
33	1,822	1,814	1,797	1,809	1,817	1,846	1,859	1,891	1,920	1,973	2,033
34	1,788	1,782	1,776	1,760	1,775	1,786	1,819	1,834	1,867	1,897	1,952
35-39	8,157	8,257	8,326	8,381	8,408	8,440	8,474	8,546	8,633	8,763	8,901
35	1,735	1,753	1,747	1,742	1,729	1,747	1,761	1,795	1,812	1,846	1,877
36	1,680	1,701	1,720	1,714	1,712	1,703	1,724	1,739	1,774	1,792	1,827
37	1,625	1,649	1,670	1,690	1,686	1,687	1,680	1,703	1,719	1,755	1,773
38	1,585	1,596	1,620	1,642	1,664	1,662	1,667	1,661	1,685	1,702	1,738
39	1,532	1,558	1,569	1,593	1,617	1,641	1,642	1,648	1,643	1,668	1,686
40-44	6,937	7,032	7,147	7,266	7,402	7,531	7,661	7,768	7,868	7,937	8,005
40	1,480	1,506	1,532	1,544	1,570	1,596	1,621	1,624	1,631	1,627	1,653
41	1,416	1,455	1,482	1,508	1,522	1,550	1,577	1,603	1,608	1,616	1,613
42	1,379	1,392	1,431	1,458	1,486	1,502	1,531	1,560	1,587	1,593	1,602
43	1,347	1,356	1,369	1,409	1,436	1,466	1,484	1,514	1,544	1,572	1,579
44	1,315	1,323	1,333	1,347	1,388	1,417	1,448	1,467	1,498	1,529	1,558

Fuente: Ministerio de Economía, Dirección General de Estadística y Censos.

01- Ahuachapán: Estimaciones y proyecciones de la población masculina por años calendario y edades simples. 2005-2025

Edad	2005	2006	2007	2008	2009	2010	2011	2012	2013	2014	2015
45-49	6,004	6,081	6,146	6,218	6,299	6,409	6,527	6,670	6,819	6,983	7,133
45	1,271	1,292	1,300	1,310	1,326	1,369	1,399	1,431	1,451	1,484	1,515
46	1,231	1,249	1,271	1,279	1,291	1,308	1,352	1,383	1,416	1,437	1,470
47	1,197	1,210	1,228	1,251	1,260	1,274	1,292	1,337	1,368	1,402	1,422
48	1,174	1,177	1,190	1,208	1,233	1,243	1,258	1,277	1,322	1,353	1,387
49	1,131	1,153	1,157	1,170	1,189	1,215	1,226	1,242	1,262	1,307	1,339
50-54	5,128	5,173	5,252	5,332	5,429	5,516	5,610	5,695	5,789	5,889	6,012
50	1,092	1,111	1,133	1,138	1,152	1,172	1,199	1,210	1,227	1,247	1,292
51	1,040	1,072	1,091	1,113	1,119	1,134	1,155	1,183	1,194	1,211	1,232
52	1,018	1,019	1,051	1,071	1,094	1,101	1,116	1,138	1,166	1,178	1,195
53	993	998	999	1,031	1,052	1,075	1,083	1,098	1,121	1,149	1,161
54	985	973	978	979	1,012	1,034	1,057	1,066	1,081	1,104	1,132
55-59	4,433	4,520	4,567	4,603	4,615	4,656	4,715	4,805	4,898	5,004	5,100
55	960	965	953	959	960	994	1,017	1,040	1,050	1,065	1,088
56	934	941	946	935	942	943	977	1,000	1,024	1,034	1,049
57	887	915	922	927	918	925	927	960	984	1,008	1,018
58	849	868	896	903	909	901	909	911	944	968	992
59	803	831	850	879	886	893	885	894	896	929	953
60-64	3,674	3,672	3,719	3,787	3,892	3,987	4,079	4,136	4,185	4,208	4,254
60	777	785	814	832	861	869	876	869	879	881	913
61	741	759	767	796	814	844	852	860	853	863	865
62	728	723	741	749	779	797	826	835	843	837	847
63	714	710	705	723	732	762	780	809	818	826	820
64	714	695	692	687	706	715	745	763	792	801	809
65-69	3,119	3,178	3,203	3,216	3,204	3,206	3,218	3,275	3,348	3,452	3,545
65	693	694	676	673	670	688	698	728	746	774	783
66	664	672	674	656	655	652	671	680	710	728	755
67	619	644	652	654	636	637	634	653	662	691	710
68	590	598	623	631	633	616	618	615	634	643	672
69	553	570	578	602	610	613	597	599	596	616	625
70-74	2,265	2,316	2,381	2,453	2,540	2,607	2,666	2,692	2,715	2,715	2,727
70	519	533	549	557	582	590	593	577	580	578	598
71	473	500	513	529	537	561	569	572	558	561	559
72	445	454	480	493	509	516	540	549	552	539	542
73	424	425	434	460	472	489	496	519	528	531	519
74	404	404	405	414	440	451	468	475	497	506	509
75-79	1,539	1,590	1,636	1,671	1,701	1,740	1,786	1,845	1,907	1,981	2,040
75	379	383	383	384	393	418	429	445	452	473	482
76	340	357	361	362	363	371	395	406	422	428	448
77	303	318	335	339	340	341	349	372	382	398	403
78	270	282	296	312	316	317	319	326	348	358	373
79	247	250	261	274	289	293	294	296	303	324	334
80-84	851	875	907	942	977	1,019	1,057	1,091	1,120	1,145	1,178
80	218	226	229	239	251	265	269	270	273	279	299
81	193	199	207	210	219	230	243	247	249	252	257
82	165	175	181	188	191	199	210	222	226	228	230
83	142	148	158	163	170	172	180	190	201	205	207
84	133	127	132	142	146	153	155	162	171	181	185
85 y más	670	681	688	699	716	733	757	781	809	841	879

Fuente: Ministerio de Economía, Dirección General de Estadística y Censos.

01- Ahuachapán: Estimaciones y proyecciones de la población masculina por años calendario y edades simples. 2005-2025

Edad	2016	2017	2018	2019	2020	2021	2022	2023	2024	2025
Total	174,198	176,178	178,182	180,203	182,219	184,221	186,228	188,203	190,213	192,249
0-4	18,016	18,048	18,070	18,078	18,064	18,028	17,969	17,892	17,844	17,822
0	3,634	3,636	3,634	3,626	3,614	3,596	3,575	3,556	3,576	3,591
1	3,611	3,615	3,617	3,616	3,608	3,597	3,579	3,558	3,540	3,560
2	3,599	3,610	3,614	3,616	3,615	3,607	3,596	3,578	3,557	3,539
3	3,591	3,598	3,609	3,613	3,615	3,614	3,606	3,595	3,577	3,556
4	3,581	3,589	3,596	3,607	3,612	3,614	3,613	3,605	3,594	3,576
5-9	18,021	17,939	17,903	17,899	17,922	17,955	17,993	18,021	18,033	18,026
5	3,578	3,579	3,587	3,594	3,605	3,611	3,613	3,612	3,604	3,594
6	3,580	3,576	3,577	3,585	3,592	3,603	3,610	3,612	3,611	3,604
7	3,594	3,578	3,574	3,575	3,583	3,590	3,602	3,609	3,611	3,611
8	3,617	3,592	3,576	3,572	3,573	3,581	3,589	3,601	3,608	3,610
9	3,652	3,614	3,589	3,573	3,569	3,570	3,579	3,587	3,599	3,607
10-14	19,040	18,624	18,301	18,114	18,060	17,933	17,856	17,826	17,829	17,862
10	3,694	3,649	3,611	3,586	3,570	3,566	3,568	3,577	3,585	3,598
11	3,624	3,690	3,645	3,607	3,582	3,567	3,564	3,566	3,575	3,583
12	3,765	3,617	3,685	3,640	3,602	3,577	3,562	3,560	3,562	3,572
13	3,919	3,758	3,610	3,679	3,634	3,596	3,572	3,557	3,556	3,558
14	4,038	3,910	3,750	3,602	3,672	3,627	3,590	3,566	3,551	3,551
15-19	21,642	21,198	20,658	20,001	19,293	18,774	18,376	18,070	17,896	17,851
15	4,196	4,026	3,898	3,740	3,593	3,664	3,619	3,582	3,558	3,544
16	4,298	4,181	4,013	3,885	3,729	3,582	3,654	3,609	3,573	3,550
17	4,373	4,278	4,163	3,997	3,870	3,715	3,570	3,642	3,597	3,562
18	4,389	4,351	4,257	4,144	3,979	3,853	3,699	3,556	3,628	3,583
19	4,386	4,362	4,327	4,235	4,122	3,960	3,834	3,681	3,540	3,612
20-24	20,394	20,885	21,183	21,307	21,238	21,003	20,601	20,098	19,474	18,798
20	4,353	4,356	4,333	4,301	4,210	4,100	3,938	3,814	3,662	3,522
21	4,263	4,320	4,325	4,303	4,274	4,184	4,076	3,915	3,793	3,641
22	4,119	4,228	4,286	4,294	4,273	4,246	4,157	4,051	3,891	3,771
23	3,936	4,082	4,192	4,252	4,262	4,243	4,217	4,130	4,025	3,866
24	3,723	3,899	4,047	4,157	4,219	4,230	4,213	4,188	4,103	3,998
25-29	15,234	16,125	17,064	17,987	18,836	19,541	20,061	20,385	20,540	20,498
25	3,485	3,687	3,863	4,013	4,124	4,186	4,199	4,183	4,159	4,075
26	3,245	3,449	3,651	3,829	3,979	4,091	4,154	4,168	4,154	4,130
27	3,024	3,210	3,414	3,617	3,796	3,946	4,059	4,122	4,138	4,124
28	2,821	2,990	3,177	3,382	3,585	3,764	3,915	4,028	4,091	4,108
29	2,659	2,789	2,959	3,146	3,352	3,554	3,734	3,884	3,998	4,061
30-34	11,169	11,694	12,279	12,950	13,686	14,523	15,420	16,362	17,282	18,131
30	2,486	2,629	2,760	2,931	3,117	3,323	3,525	3,705	3,855	3,969
31	2,356	2,460	2,602	2,734	2,905	3,091	3,297	3,498	3,678	3,828
32	2,212	2,332	2,436	2,579	2,710	2,881	3,068	3,273	3,473	3,654
33	2,103	2,190	2,311	2,415	2,558	2,690	2,860	3,046	3,250	3,451
34	2,012	2,083	2,170	2,291	2,396	2,538	2,670	2,840	3,026	3,229
35-39	9,081	9,288	9,548	9,857	10,256	10,702	11,230	11,819	12,487	13,219
35	1,933	1,994	2,064	2,152	2,274	2,378	2,520	2,651	2,821	3,008
36	1,859	1,915	1,976	2,047	2,136	2,257	2,361	2,503	2,634	2,804
37	1,810	1,842	1,899	1,960	2,031	2,120	2,241	2,345	2,487	2,618
38	1,757	1,795	1,828	1,884	1,945	2,016	2,106	2,227	2,331	2,472
39	1,722	1,742	1,781	1,814	1,870	1,931	2,002	2,093	2,214	2,317
40-44	8,062	8,152	8,254	8,397	8,546	8,734	8,952	9,215	9,528	9,930
40	1,671	1,707	1,729	1,768	1,801	1,857	1,919	1,989	2,080	2,202
41	1,639	1,658	1,694	1,716	1,755	1,789	1,846	1,907	1,977	2,068
42	1,599	1,626	1,645	1,681	1,703	1,743	1,778	1,834	1,895	1,965
43	1,588	1,586	1,613	1,632	1,668	1,690	1,731	1,766	1,822	1,884
44	1,565	1,575	1,573	1,600	1,619	1,655	1,678	1,719	1,754	1,811

Fuente: Ministerio de Economía, Dirección General de Estadística y Censos.

01- Huachapán: Estimaciones y proyecciones de la población masculina por años calendario y edades simples. 2005-2025

Edad	2016	2017	2018	2019	2020	2021	2022	2023	2024	2025
45-49	7,282	7,409	7,525	7,604	7,678	7,744	7,839	7,944	8,092	8,247
40	1,544	1,552	1,562	1,560	1,587	1,606	1,643	1,666	1,707	1,743
41	1,501	1,531	1,540	1,550	1,548	1,576	1,595	1,631	1,655	1,695
42	1,456	1,488	1,518	1,527	1,537	1,536	1,564	1,583	1,619	1,643
43	1,408	1,443	1,475	1,505	1,514	1,525	1,524	1,552	1,571	1,607
44	1,373	1,395	1,430	1,462	1,492	1,501	1,513	1,512	1,540	1,559
50-54	6,138	6,290	6,446	6,618	6,778	6,933	7,062	7,180	7,263	7,341
50	1,324	1,359	1,381	1,416	1,449	1,479	1,488	1,500	1,499	1,527
51	1,276	1,309	1,344	1,366	1,402	1,435	1,464	1,473	1,486	1,485
52	1,216	1,260	1,293	1,329	1,351	1,387	1,420	1,448	1,458	1,471
53	1,178	1,200	1,244	1,278	1,313	1,335	1,371	1,404	1,432	1,442
54	1,144	1,162	1,184	1,229	1,263	1,297	1,319	1,355	1,388	1,416
55-59	5,198	5,291	5,394	5,502	5,631	5,764	5,916	6,069	6,236	6,394
55	1,115	1,128	1,147	1,169	1,214	1,248	1,282	1,303	1,339	1,372
56	1,072	1,100	1,114	1,133	1,155	1,199	1,233	1,267	1,288	1,324
57	1,033	1,057	1,086	1,100	1,119	1,141	1,184	1,218	1,252	1,273
58	1,002	1,019	1,043	1,072	1,086	1,105	1,127	1,169	1,203	1,237
59	976	987	1,004	1,028	1,057	1,071	1,090	1,112	1,154	1,188
60-64	4,318	4,412	4,505	4,612	4,712	4,815	4,909	5,009	5,114	5,242
60	937	961	972	989	1,013	1,041	1,055	1,074	1,096	1,139
61	897	921	945	956	973	997	1,025	1,039	1,058	1,080
62	849	881	905	929	940	957	981	1,008	1,022	1,042
63	831	834	865	889	913	924	941	964	991	1,006
64	804	815	818	849	873	896	907	924	947	975
65-69	3,637	3,695	3,747	3,778	3,829	3,895	3,985	4,074	4,175	4,273
65	792	787	799	802	832	856	879	890	907	930
66	765	774	770	782	785	814	838	861	872	889
67	736	746	755	752	764	767	795	819	842	853
68	691	716	726	735	733	744	748	775	799	822
69	653	672	697	707	715	714	725	729	755	779
70-74	2,745	2,801	2,871	2,968	3,053	3,136	3,193	3,243	3,276	3,324
70	606	634	652	677	687	695	694	705	709	735
71	579	587	614	632	656	666	674	673	685	688
72	540	559	567	594	611	635	645	652	652	664
73	522	520	539	547	573	589	613	623	630	630
74	498	501	499	518	526	551	567	590	600	607
75-79	2,091	2,116	2,140	2,145	2,162	2,183	2,235	2,297	2,380	2,459
75	485	475	478	477	495	503	527	542	565	575
76	457	460	451	454	454	471	479	502	517	540
77	423	431	435	426	429	430	446	454	476	491
78	378	397	405	409	401	404	405	420	428	450
79	348	353	371	379	383	375	378	379	394	403
80-84	1,215	1,263	1,311	1,369	1,416	1,458	1,479	1,498	1,506	1,524
80	308	323	328	345	352	356	349	352	353	367
81	276	284	299	304	319	326	330	324	327	328
82	235	253	260	275	279	293	300	304	299	302
83	209	214	230	237	251	255	268	274	278	274
84	187	189	194	208	215	228	232	244	249	253
85 y más	915	948	983	1,017	1,059	1,100	1,152	1,201	1,258	1,308

Fuente: Ministerio de Economía, Dirección General de Estadística y Censos.

01- Ahuachapán: Estimaciones y proyecciones de la población femenina por años calendario y edades simples. 2005-2025

Edad	2005	2006	2007	2008	2009	2010	2011	2012	2013	2014	2015
Total	166,680	168,090	169,466	170,822	172,322	173,920	175,622	177,411	179,281	181,211	183,193
0-4	18,938	18,392	17,973	17,648	17,469	17,451	17,312	17,223	17,179	17,169	17,186
0	3,471	3,584	3,533	3,492	3,464	3,448	3,441	3,440	3,445	3,452	3,461
1	3,634	3,457	3,570	3,520	3,480	3,452	3,436	3,430	3,429	3,435	3,442
2	3,801	3,631	3,454	3,567	3,517	3,478	3,450	3,434	3,428	3,427	3,434
3	3,931	3,797	3,627	3,450	3,564	3,514	3,475	3,448	3,432	3,426	3,425
4	4,101	3,923	3,789	3,619	3,444	3,559	3,510	3,471	3,445	3,429	3,424
5-9	21,623	21,281	20,783	20,197	19,502	18,739	18,218	17,823	17,522	17,359	17,355
5	4,214	4,090	3,913	3,779	3,612	3,438	3,554	3,506	3,467	3,442	3,426
6	4,306	4,203	4,079	3,903	3,771	3,605	3,432	3,549	3,502	3,463	3,439
7	4,346	4,294	4,191	4,068	3,894	3,763	3,599	3,427	3,545	3,498	3,460
8	4,375	4,332	4,281	4,178	4,057	3,885	3,755	3,592	3,421	3,540	3,494
9	4,382	4,362	4,319	4,269	4,168	4,048	3,878	3,749	3,587	3,416	3,536
10-14	20,602	21,047	21,340	21,472	21,468	21,298	20,986	20,525	19,977	19,311	18,571
10	4,345	4,370	4,350	4,307	4,259	4,160	4,041	3,872	3,744	3,582	3,412
11	4,259	4,330	4,355	4,335	4,294	4,249	4,151	4,033	3,866	3,738	3,577
12	4,145	4,242	4,313	4,339	4,321	4,281	4,238	4,142	4,025	3,858	3,731
13	4,005	4,125	4,222	4,293	4,322	4,305	4,268	4,226	4,131	4,015	3,848
14	3,848	3,980	4,100	4,198	4,272	4,303	4,288	4,252	4,211	4,118	4,003
15-19	17,105	17,564	18,089	18,682	19,296	19,885	20,379	20,729	20,920	20,965	20,840
15	3,685	3,818	3,950	4,069	4,171	4,248	4,281	4,268	4,235	4,195	4,104
16	3,541	3,647	3,781	3,913	4,036	4,141	4,221	4,256	4,245	4,214	4,175
17	3,399	3,498	3,605	3,739	3,876	4,002	4,111	4,193	4,230	4,221	4,192
18	3,299	3,352	3,451	3,559	3,698	3,837	3,967	4,079	4,163	4,202	4,195
19	3,181	3,249	3,302	3,402	3,515	3,657	3,799	3,933	4,047	4,133	4,174
20-24	14,531	14,709	14,934	15,190	15,545	15,963	16,491	17,093	17,771	18,457	19,106
20	3,089	3,129	3,197	3,251	3,357	3,474	3,619	3,763	3,900	4,017	4,104
21	2,977	3,037	3,077	3,146	3,206	3,316	3,436	3,584	3,730	3,870	3,988
22	2,896	2,926	2,986	3,027	3,102	3,165	3,279	3,402	3,553	3,700	3,842
23	2,819	2,846	2,876	2,937	2,984	3,062	3,129	3,246	3,371	3,525	3,673
24	2,750	2,771	2,798	2,829	2,896	2,946	3,028	3,098	3,217	3,345	3,499
25-29	12,753	12,875	12,977	13,092	13,240	13,452	13,697	14,002	14,347	14,769	15,249
25	2,679	2,703	2,725	2,752	2,789	2,859	2,913	2,997	3,070	3,191	3,320
26	2,619	2,633	2,658	2,681	2,713	2,754	2,827	2,884	2,969	3,044	3,167
27	2,552	2,575	2,590	2,615	2,644	2,679	2,724	2,799	2,859	2,945	3,022
28	2,494	2,510	2,533	2,549	2,578	2,611	2,649	2,697	2,774	2,836	2,923
29	2,409	2,454	2,471	2,495	2,516	2,549	2,584	2,625	2,675	2,753	2,817
30-34	11,208	11,296	11,417	11,549	11,719	11,889	12,071	12,241	12,434	12,645	12,907
30	2,345	2,372	2,417	2,435	2,463	2,488	2,524	2,562	2,604	2,656	2,735
31	2,274	2,310	2,337	2,383	2,405	2,437	2,464	2,502	2,543	2,586	2,640
32	2,239	2,241	2,277	2,305	2,354	2,380	2,415	2,443	2,484	2,526	2,570
33	2,196	2,207	2,209	2,246	2,277	2,330	2,358	2,395	2,425	2,467	2,510
34	2,154	2,166	2,177	2,180	2,220	2,254	2,310	2,339	2,378	2,410	2,452
35-39	9,808	9,989	10,142	10,286	10,407	10,536	10,669	10,846	11,036	11,255	11,465
35	2,088	2,125	2,137	2,148	2,155	2,198	2,234	2,292	2,322	2,363	2,396
36	2,020	2,060	2,098	2,110	2,124	2,134	2,179	2,217	2,276	2,307	2,350
37	1,953	1,994	2,034	2,073	2,088	2,104	2,117	2,163	2,202	2,262	2,294
38	1,906	1,928	1,969	2,009	2,051	2,068	2,087	2,101	2,148	2,188	2,249
39	1,841	1,882	1,904	1,946	1,989	2,032	2,052	2,073	2,088	2,135	2,176
40-44	8,290	8,459	8,646	8,832	9,046	9,254	9,469	9,666	9,862	10,025	10,187
40	1,778	1,816	1,858	1,880	1,925	1,970	2,015	2,037	2,059	2,075	2,122
41	1,699	1,755	1,793	1,835	1,860	1,907	1,953	2,001	2,024	2,047	2,063
42	1,650	1,677	1,733	1,772	1,816	1,843	1,892	1,939	1,989	2,012	2,036
43	1,605	1,628	1,656	1,711	1,753	1,798	1,827	1,877	1,926	1,977	2,000
44	1,558	1,583	1,606	1,634	1,692	1,736	1,782	1,812	1,864	1,914	1,966

Fuente: Ministerio de Economía, Dirección General de Estadística y Censos.

01- Huachapán: Estimaciones y proyecciones de la población femenina por años calendario y edades simples. 2005-2025

Edad	2005	2006	2007	2008	2009	2010	2011	2012	2013	2014	2015
45-49	6,988	7,139	7,282	7,437	7,600	7,791	7,990	8,207	8,435	8,683	8,918
45	1,495	1,536	1,562	1,585	1,615	1,675	1,720	1,767	1,799	1,852	1,903
46	1,439	1,474	1,515	1,542	1,567	1,598	1,660	1,706	1,755	1,787	1,841
47	1,391	1,419	1,454	1,495	1,524	1,551	1,583	1,646	1,693	1,742	1,775
48	1,359	1,371	1,400	1,435	1,477	1,507	1,535	1,568	1,633	1,681	1,730
49	1,304	1,339	1,351	1,380	1,417	1,460	1,492	1,520	1,555	1,621	1,669
50-54	5,907	5,984	6,107	6,231	6,384	6,536	6,706	6,871	7,052	7,240	7,454
50	1,259	1,285	1,321	1,333	1,364	1,402	1,446	1,478	1,506	1,543	1,609
51	1,199	1,240	1,266	1,302	1,316	1,348	1,387	1,432	1,464	1,494	1,531
52	1,172	1,180	1,222	1,248	1,285	1,300	1,333	1,373	1,419	1,451	1,481
53	1,144	1,154	1,162	1,204	1,232	1,270	1,285	1,318	1,359	1,406	1,439
54	1,133	1,125	1,136	1,144	1,187	1,216	1,255	1,270	1,304	1,346	1,394
55-59	5,056	5,192	5,284	5,357	5,404	5,481	5,575	5,715	5,858	6,025	6,189
55	1,103	1,115	1,108	1,119	1,128	1,172	1,202	1,241	1,257	1,291	1,333
56	1,070	1,085	1,098	1,091	1,103	1,113	1,158	1,188	1,227	1,243	1,278
57	1,012	1,052	1,067	1,080	1,075	1,087	1,098	1,144	1,174	1,213	1,230
58	963	994	1,034	1,050	1,064	1,060	1,072	1,084	1,130	1,161	1,200
59	908	946	977	1,017	1,034	1,049	1,045	1,058	1,070	1,117	1,148
60-64	4,159	4,170	4,241	4,346	4,495	4,638	4,784	4,889	4,978	5,038	5,125
60	878	891	929	960	1,001	1,018	1,033	1,031	1,044	1,057	1,103
61	837	861	874	912	943	985	1,003	1,018	1,016	1,030	1,043
62	823	820	844	858	896	927	970	988	1,004	1,002	1,016
63	809	806	805	828	843	881	913	955	974	990	988
64	812	792	789	788	812	827	865	897	940	959	975
65-69	3,565	3,647	3,688	3,711	3,708	3,719	3,744	3,825	3,938	4,091	4,237
65	792	793	774	771	771	795	811	849	881	924	943
66	759	772	774	755	753	754	778	794	833	864	907
67	709	739	752	755	736	736	737	762	777	816	847
68	674	689	719	732	736	718	718	720	745	760	798
69	631	654	669	698	712	716	700	700	702	727	742
70-74	2,568	2,645	2,741	2,846	2,962	3,060	3,142	3,189	3,221	3,231	3,252
70	591	611	634	649	677	692	696	681	681	683	709
71	538	571	591	613	629	656	671	675	661	662	664
72	503	519	551	572	593	609	635	650	655	642	643
73	479	484	500	531	552	572	588	615	630	635	622
74	457	460	465	481	511	531	552	568	594	609	614
75-79	1,731	1,812	1,889	1,952	2,007	2,069	2,140	2,226	2,321	2,425	2,516
75	426	437	441	446	462	491	511	531	547	572	587
76	384	407	418	422	427	442	470	490	509	525	549
77	341	365	387	398	402	407	421	448	468	486	502
78	303	321	344	365	375	379	384	398	424	443	461
79	277	282	299	321	341	350	354	359	373	399	417
80-84	973	1,004	1,046	1,094	1,149	1,211	1,274	1,334	1,383	1,427	1,481
80	247	253	258	275	295	314	323	328	333	346	371
81	218	229	235	240	256	274	292	301	306	311	323
82	189	201	211	217	222	237	254	271	279	284	289
83	163	173	184	194	199	204	218	234	250	257	262
84	156	148	158	168	177	182	187	200	215	229	236
85 y más	875	885	887	900	921	948	975	1,007	1,047	1,096	1,155

Fuente: Ministerio de Economía, Dirección General de Estadística y Censos.

01- Ahuachapán: Estimaciones y proyecciones de la población femenina por años calendario y edades simples. 2005-2025

Edad	2016	2017	2018	2019	2020	2021	2022	2023	2024	2025
Total	185,220	187,295	189,387	191,482	193,577	195,674	197,761	199,836	201,932	204,053
0-4	17,214	17,247	17,269	17,276	17,263	17,225	17,166	17,094	17,048	17,029
0	3,467	3,469	3,465	3,458	3,446	3,429	3,410	3,392	3,411	3,426
1	3,451	3,458	3,460	3,456	3,449	3,437	3,420	3,402	3,384	3,403
2	3,441	3,450	3,457	3,459	3,455	3,448	3,436	3,419	3,401	3,383
3	3,432	3,440	3,449	3,456	3,458	3,454	3,447	3,435	3,418	3,400
4	3,423	3,430	3,438	3,447	3,455	3,457	3,453	3,446	3,434	3,417
5-9	17,227	17,150	17,116	17,112	17,132	17,164	17,203	17,230	17,241	17,233
5	3,422	3,421	3,428	3,436	3,445	3,454	3,456	3,452	3,445	3,434
6	3,423	3,420	3,419	3,426	3,434	3,443	3,453	3,455	3,451	3,445
7	3,436	3,421	3,418	3,417	3,424	3,432	3,442	3,452	3,454	3,451
8	3,456	3,434	3,419	3,416	3,415	3,422	3,431	3,441	3,451	3,453
9	3,490	3,454	3,432	3,417	3,414	3,413	3,421	3,430	3,440	3,450
10-14	18,069	17,692	17,406	17,259	17,265	17,148	17,075	17,048	17,053	17,082
10	3,532	3,488	3,452	3,430	3,415	3,412	3,412	3,420	3,429	3,439
11	3,407	3,528	3,484	3,448	3,426	3,412	3,410	3,410	3,418	3,427
12	3,570	3,401	3,523	3,479	3,443	3,421	3,408	3,407	3,407	3,416
13	3,723	3,562	3,394	3,516	3,473	3,437	3,415	3,403	3,402	3,403
14	3,837	3,713	3,553	3,386	3,508	3,466	3,430	3,408	3,397	3,397
15-19	20,566	20,137	19,617	18,976	18,258	17,778	17,421	17,148	17,013	17,033
15	3,989	3,824	3,701	3,542	3,375	3,498	3,456	3,420	3,399	3,389
16	4,086	3,971	3,808	3,686	3,529	3,362	3,486	3,444	3,409	3,389
17	4,154	4,066	3,953	3,790	3,670	3,513	3,348	3,473	3,431	3,397
18	4,168	4,132	4,046	3,933	3,771	3,653	3,496	3,332	3,458	3,416
19	4,169	4,144	4,109	4,025	3,913	3,752	3,635	3,479	3,316	3,442
20-24	19,652	20,052	20,284	20,368	20,279	20,039	19,643	19,152	18,539	17,844
20	4,147	4,144	4,120	4,086	4,004	3,894	3,734	3,617	3,462	3,300
21	4,077	4,122	4,120	4,097	4,064	3,985	3,876	3,716	3,600	3,446
22	3,962	4,053	4,098	4,098	4,076	4,044	3,967	3,859	3,700	3,584
23	3,817	3,938	4,030	4,077	4,077	4,057	4,026	3,950	3,843	3,685
24	3,649	3,795	3,916	4,010	4,058	4,059	4,040	4,010	3,934	3,829
25-29	15,826	16,473	17,191	17,909	18,587	19,163	19,586	19,844	19,948	19,882
25	3,476	3,627	3,774	3,897	3,991	4,041	4,042	4,024	3,995	3,919
26	3,298	3,455	3,607	3,755	3,879	3,974	4,025	4,027	4,009	3,981
27	3,146	3,279	3,437	3,590	3,738	3,864	3,959	4,011	4,013	3,996
28	3,002	3,127	3,262	3,420	3,574	3,723	3,850	3,945	3,998	4,000
29	2,904	2,985	3,111	3,247	3,405	3,561	3,710	3,837	3,933	3,986
30-34	13,197	13,532	13,907	14,351	14,857	15,458	16,123	16,855	17,589	18,284
30	2,800	2,888	2,970	3,096	3,234	3,392	3,549	3,698	3,825	3,923
31	2,720	2,784	2,874	2,956	3,083	3,222	3,380	3,537	3,687	3,815
32	2,626	2,705	2,770	2,861	2,944	3,071	3,211	3,369	3,526	3,678
33	2,555	2,613	2,692	2,757	2,850	2,933	3,060	3,201	3,359	3,517
34	2,496	2,542	2,601	2,681	2,746	2,840	2,923	3,050	3,192	3,351
35-39	11,681	11,882	12,097	12,329	12,608	12,911	13,262	13,648	14,101	14,616
35	2,438	2,483	2,530	2,590	2,670	2,736	2,830	2,913	3,041	3,183
36	2,383	2,426	2,471	2,520	2,580	2,660	2,726	2,821	2,905	3,032
37	2,339	2,372	2,415	2,461	2,511	2,571	2,651	2,717	2,812	2,897
38	2,283	2,328	2,362	2,405	2,452	2,502	2,562	2,643	2,708	2,804
39	2,238	2,273	2,319	2,353	2,395	2,442	2,493	2,554	2,635	2,700
40-44	10,342	10,537	10,747	10,985	11,208	11,434	11,642	11,869	12,109	12,395
40	2,164	2,227	2,263	2,309	2,343	2,385	2,433	2,485	2,546	2,627
41	2,111	2,153	2,218	2,254	2,300	2,334	2,376	2,425	2,477	2,539
42	2,053	2,101	2,143	2,208	2,244	2,291	2,325	2,368	2,417	2,469
43	2,025	2,042	2,091	2,133	2,198	2,235	2,282	2,317	2,360	2,409
44	1,989	2,014	2,032	2,081	2,123	2,189	2,226	2,274	2,309	2,351

Fuente: Ministerio de Economía, Dirección General de Estadística y Censos.

01- Huachapán: Estimaciones y proyecciones de la población femenina por años calendario y edades simples. 2005-2025

Edad	2016	2017	2018	2019	2020	2021	2022	2023	2024	2025
45-49	9,157	9,372	9,580	9,751	9,920	10,083	10,290	10,508	10,754	10,983
45	1,955	1,979	2,004	2,022	2,071	2,113	2,180	2,217	2,265	2,300
46	1,891	1,944	1,968	1,993	2,011	2,061	2,104	2,171	2,208	2,256
47	1,829	1,880	1,933	1,957	1,982	2,001	2,052	2,095	2,162	2,199
48	1,763	1,818	1,869	1,922	1,946	1,972	1,992	2,043	2,086	2,152
49	1,719	1,751	1,806	1,857	1,910	1,936	1,962	1,982	2,033	2,076
50-54	7,671	7,904	8,138	8,389	8,626	8,870	9,088	9,300	9,475	9,656
50	1,658	1,708	1,740	1,795	1,846	1,899	1,925	1,951	1,971	2,023
51	1,598	1,646	1,696	1,728	1,783	1,835	1,888	1,914	1,940	1,961
52	1,519	1,586	1,634	1,684	1,716	1,772	1,823	1,876	1,902	1,929
53	1,469	1,507	1,574	1,621	1,672	1,704	1,760	1,811	1,864	1,891
54	1,427	1,457	1,494	1,561	1,609	1,660	1,692	1,748	1,798	1,852
55-59	6,369	6,549	6,739	6,933	7,152	7,369	7,602	7,834	8,086	8,320
55	1,381	1,415	1,445	1,482	1,550	1,597	1,648	1,680	1,736	1,786
56	1,320	1,369	1,403	1,433	1,470	1,538	1,585	1,636	1,668	1,723
57	1,265	1,308	1,356	1,391	1,421	1,458	1,526	1,572	1,623	1,655
58	1,217	1,253	1,295	1,344	1,379	1,409	1,446	1,513	1,559	1,610
59	1,186	1,204	1,240	1,283	1,332	1,367	1,397	1,433	1,500	1,546
60-64	5,228	5,374	5,524	5,698	5,867	6,052	6,232	6,422	6,612	6,825
60	1,134	1,173	1,191	1,228	1,271	1,319	1,354	1,384	1,420	1,486
61	1,089	1,121	1,160	1,179	1,215	1,258	1,306	1,341	1,371	1,406
62	1,029	1,076	1,108	1,147	1,166	1,202	1,245	1,292	1,327	1,357
63	1,003	1,015	1,063	1,095	1,134	1,153	1,188	1,231	1,278	1,313
64	973	989	1,002	1,049	1,081	1,120	1,139	1,174	1,216	1,263
65-69	4,383	4,495	4,592	4,660	4,753	4,860	5,005	5,152	5,320	5,483
65	959	958	975	988	1,034	1,066	1,105	1,124	1,159	1,200
66	926	943	943	960	973	1,018	1,050	1,089	1,108	1,142
67	889	910	927	927	944	957	1,001	1,033	1,072	1,091
68	829	872	893	910	910	927	940	984	1,015	1,054
69	780	812	854	875	892	892	909	922	966	996
70-74	3,286	3,370	3,482	3,630	3,773	3,915	4,022	4,115	4,182	4,273
70	724	762	794	835	856	873	873	890	903	946
71	690	706	743	775	815	836	853	853	870	883
72	646	671	687	723	754	794	814	831	832	849
73	624	627	651	667	702	732	772	792	808	810
74	602	604	607	630	646	680	710	749	769	785
75-79	2,591	2,638	2,672	2,686	2,711	2,747	2,823	2,924	3,057	3,190
75	592	581	583	586	609	624	658	687	725	746
76	564	569	559	561	564	587	601	634	663	701
77	525	540	545	535	538	541	563	577	609	638
78	476	499	514	519	510	513	516	537	551	582
79	434	449	471	485	490	482	485	489	509	523
80-84	1,543	1,615	1,692	1,777	1,854	1,917	1,957	1,987	2,006	2,034
80	388	405	420	441	455	459	452	456	460	480
81	347	363	379	394	414	427	431	425	429	433
82	300	323	338	353	368	386	399	403	398	402
83	267	278	299	313	328	342	359	371	375	371
84	241	246	256	276	289	303	316	332	344	348
85 y más	1,218	1,276	1,334	1,393	1,464	1,541	1,621	1,706	1,799	1,891

Fuente: Ministerio de Economía, Dirección General de Estadística y Censos.

02- Santa Ana: Estimaciones y proyecciones de la población de ambos sexos por años calendario y edades simples. 2005-2025

Edad	2005	2006	2007	2008	2009	2010	2011	2012	2013	2014	2015
Total	558,200	558,659	559,097	559,474	560,821	562,921	565,642	568,877	572,513	576,431	580,574
0-4	57,809	56,166	54,794	53,705	52,589	51,617	50,769	50,107	49,605	49,237	48,963
0	11,059	10,831	10,583	10,360	10,187	10,053	9,955	9,892	9,835	9,799	9,761
1	11,253	10,983	10,759	10,514	10,295	10,125	9,993	9,898	9,838	9,783	9,749
2	11,358	11,229	10,959	10,735	10,494	10,278	10,109	9,979	9,886	9,826	9,772
3	11,836	11,334	11,205	10,935	10,715	10,476	10,262	10,096	9,968	9,875	9,817
4	12,303	11,789	11,288	11,161	10,898	10,685	10,450	10,242	10,078	9,954	9,864
5-9	66,693	65,104	63,095	60,777	58,634	56,762	55,259	54,029	53,082	52,073	51,192
5	12,824	12,251	11,740	11,240	11,124	10,868	10,661	10,432	10,228	10,066	9,946
6	13,268	12,765	12,194	11,685	11,197	11,090	10,840	10,639	10,416	10,214	10,056
7	13,449	13,204	12,703	12,134	11,637	11,159	11,060	10,816	10,621	10,402	10,202
8	13,566	13,381	13,138	12,639	12,083	11,598	11,128	11,036	10,797	10,606	10,391
9	13,586	13,503	13,320	13,079	12,593	12,047	11,570	11,106	11,020	10,785	10,597
10-14	65,427	66,193	66,614	66,578	66,207	65,294	63,890	62,088	59,985	58,011	56,271
10	13,567	13,526	13,445	13,263	13,034	12,558	12,020	11,550	11,090	11,007	10,776
11	13,415	13,507	13,468	13,388	13,219	13,000	12,532	12,000	11,534	11,077	10,997
12	13,186	13,347	13,441	13,404	13,337	13,179	12,969	12,508	11,980	11,518	11,064
13	12,820	13,101	13,264	13,361	13,339	13,285	13,139	12,936	12,482	11,957	11,501
14	12,439	12,712	12,996	13,162	13,278	13,272	13,230	13,094	12,899	12,452	11,933
15-19	55,530	56,737	58,088	59,530	61,040	62,454	63,585	64,389	64,740	64,677	64,017
15	11,996	12,301	12,578	12,865	13,055	13,190	13,199	13,170	13,045	12,857	12,417
16	11,535	11,827	12,136	12,416	12,733	12,946	13,099	13,123	13,106	12,990	12,811
17	11,086	11,334	11,632	11,945	12,258	12,601	12,836	13,006	13,044	13,038	12,932
18	10,655	10,861	11,116	11,418	11,767	12,110	12,476	12,730	12,915	12,965	12,969
19	10,258	10,414	10,626	10,886	11,227	11,607	11,975	12,360	12,630	12,827	12,888
20-24	46,524	46,561	46,927	47,614	48,738	50,213	51,962	53,911	55,992	58,011	59,831
20	9,854	10,004	10,167	10,385	10,684	11,058	11,464	11,852	12,252	12,537	12,745
21	9,493	9,594	9,749	9,919	10,178	10,509	10,908	11,335	11,741	12,154	12,449
22	9,220	9,230	9,338	9,499	9,710	10,001	10,358	10,777	11,222	11,640	12,063
23	9,039	8,955	8,972	9,087	9,288	9,532	9,849	10,228	10,662	11,119	11,547
24	8,918	8,778	8,701	8,724	8,878	9,113	9,383	9,719	10,115	10,561	11,027
25-29	42,689	42,243	41,714	41,157	40,880	41,004	41,575	42,544	43,886	45,529	47,403
25	8,830	8,662	8,530	8,459	8,521	8,707	8,968	9,257	9,608	10,017	10,471
26	8,723	8,582	8,421	8,296	8,263	8,356	8,567	8,847	9,150	9,513	9,929
27	8,576	8,487	8,352	8,197	8,109	8,105	8,223	8,452	8,746	9,060	9,432
28	8,377	8,349	8,268	8,138	8,018	7,959	7,978	8,114	8,357	8,662	8,982
29	8,183	8,163	8,143	8,067	7,969	7,877	7,839	7,874	8,025	8,277	8,589
30-34	38,818	38,675	38,492	38,338	38,285	38,279	38,246	38,189	38,168	38,327	38,793
30	8,015	7,983	7,970	7,955	7,910	7,836	7,765	7,742	7,790	7,951	8,210
31	7,903	7,829	7,803	7,795	7,807	7,786	7,730	7,674	7,663	7,720	7,889
32	7,784	7,731	7,662	7,640	7,660	7,692	7,687	7,645	7,601	7,599	7,662
33	7,655	7,624	7,576	7,511	7,513	7,551	7,599	7,605	7,575	7,540	7,544
34	7,461	7,508	7,481	7,437	7,395	7,414	7,465	7,523	7,539	7,517	7,488
35-39	34,713	34,916	35,121	35,314	35,523	35,682	35,815	35,948	36,151	36,382	36,604
35	7,253	7,324	7,375	7,351	7,327	7,301	7,333	7,394	7,459	7,482	7,466
36	7,073	7,125	7,199	7,254	7,248	7,238	7,225	7,266	7,335	7,406	7,433
37	6,930	6,952	7,007	7,083	7,156	7,163	7,164	7,161	7,209	7,284	7,359
38	6,815	6,813	6,838	6,896	6,988	7,073	7,091	7,100	7,104	7,157	7,236
39	6,642	6,702	6,702	6,730	6,804	6,907	7,002	7,027	7,044	7,053	7,110
40-44	30,130	30,628	31,088	31,434	31,785	32,148	32,554	32,994	33,441	33,855	34,184
40	6,456	6,529	6,592	6,596	6,638	6,724	6,836	6,939	6,970	6,992	7,006
41	6,242	6,343	6,418	6,484	6,503	6,556	6,651	6,770	6,880	6,916	6,942
42	6,040	6,129	6,233	6,310	6,391	6,421	6,483	6,586	6,710	6,824	6,864
43	5,805	5,930	6,021	6,127	6,218	6,310	6,348	6,417	6,526	6,654	6,771
44	5,587	5,697	5,824	5,917	6,035	6,137	6,236	6,282	6,355	6,469	6,601

Fuente: Ministerio de Economía, Dirección General de Estadística y Censos.

02- Santa Ana: Estimaciones y proyecciones de la población de ambos sexos por años calendario y edades simples. 2005-2025

Edad	2005	2006	2007	2008	2009	2010	2011	2012	2013	2014	2015
45-49	25,225	25,639	26,098	26,593	27,134	27,762	28,421	29,066	29,621	30,137	30,633
45	5,398	5,483	5,595	5,723	5,828	5,957	6,066	6,171	6,223	6,299	6,417
46	5,236	5,297	5,385	5,498	5,637	5,752	5,888	6,003	6,113	6,169	6,247
47	5,044	5,140	5,202	5,292	5,416	5,563	5,685	5,826	5,945	6,058	6,118
48	4,856	4,952	5,050	5,114	5,214	5,345	5,499	5,625	5,770	5,893	6,008
49	4,691	4,767	4,866	4,966	5,039	5,145	5,283	5,441	5,570	5,718	5,843
50-54	21,854	22,047	22,240	22,466	22,811	23,235	23,768	24,356	25,000	25,653	26,371
50	4,598	4,607	4,686	4,784	4,894	4,972	5,084	5,227	5,389	5,520	5,669
51	4,505	4,516	4,526	4,607	4,713	4,829	4,913	5,027	5,173	5,338	5,471
52	4,404	4,424	4,436	4,447	4,537	4,648	4,770	4,857	4,974	5,121	5,288
53	4,255	4,324	4,346	4,359	4,378	4,473	4,588	4,714	4,804	4,923	5,071
54	4,092	4,176	4,246	4,269	4,289	4,313	4,413	4,531	4,660	4,751	4,872
55-59	18,629	18,839	19,091	19,391	19,708	20,012	20,292	20,591	20,931	21,364	21,853
55	3,953	4,014	4,099	4,170	4,199	4,226	4,253	4,357	4,478	4,607	4,699
56	3,832	3,877	3,938	4,023	4,101	4,134	4,166	4,197	4,302	4,425	4,553
57	3,722	3,756	3,802	3,864	3,954	4,035	4,073	4,109	4,142	4,248	4,372
58	3,624	3,646	3,681	3,728	3,795	3,889	3,974	4,014	4,053	4,088	4,196
59	3,498	3,546	3,571	3,606	3,659	3,728	3,826	3,914	3,956	3,996	4,033
60-64	15,957	16,013	16,151	16,323	16,550	16,780	17,053	17,373	17,753	18,129	18,484
60	3,393	3,420	3,471	3,496	3,536	3,593	3,663	3,764	3,854	3,897	3,939
61	3,251	3,313	3,342	3,394	3,424	3,468	3,527	3,598	3,701	3,791	3,837
62	3,173	3,172	3,235	3,264	3,321	3,353	3,400	3,461	3,535	3,638	3,728
63	3,100	3,091	3,093	3,156	3,190	3,249	3,284	3,334	3,396	3,472	3,574
64	3,040	3,017	3,010	3,013	3,079	3,117	3,179	3,216	3,267	3,331	3,406
65-69	13,397	13,563	13,673	13,765	13,838	13,938	14,061	14,263	14,497	14,772	15,038
65	2,929	2,955	2,935	2,929	2,936	3,005	3,046	3,109	3,147	3,200	3,264
66	2,796	2,842	2,868	2,851	2,849	2,860	2,930	2,973	3,036	3,076	3,130
67	2,670	2,709	2,755	2,782	2,769	2,770	2,784	2,856	2,901	2,963	3,004
68	2,564	2,582	2,621	2,669	2,699	2,688	2,693	2,708	2,781	2,827	2,889
69	2,438	2,475	2,494	2,534	2,585	2,615	2,608	2,617	2,632	2,706	2,751
70-74	10,233	10,450	10,657	10,843	11,047	11,244	11,432	11,579	11,717	11,827	11,963
70	2,308	2,351	2,388	2,407	2,450	2,501	2,532	2,528	2,539	2,555	2,629
71	2,161	2,221	2,264	2,301	2,323	2,367	2,417	2,449	2,448	2,460	2,477
72	2,047	2,076	2,135	2,177	2,216	2,239	2,283	2,334	2,367	2,366	2,378
73	1,925	1,962	1,992	2,050	2,092	2,131	2,154	2,199	2,249	2,282	2,283
74	1,792	1,840	1,878	1,908	1,966	2,006	2,046	2,069	2,114	2,164	2,196
75-79	6,975	7,201	7,442	7,671	7,889	8,107	8,307	8,504	8,689	8,881	9,072
75	1,648	1,709	1,757	1,794	1,825	1,881	1,920	1,960	1,984	2,028	2,078
76	1,510	1,566	1,626	1,672	1,709	1,740	1,794	1,834	1,873	1,897	1,940
77	1,391	1,428	1,485	1,542	1,586	1,624	1,653	1,706	1,746	1,783	1,807
78	1,270	1,310	1,346	1,401	1,455	1,497	1,534	1,563	1,615	1,653	1,690
79	1,156	1,188	1,228	1,262	1,314	1,365	1,406	1,441	1,471	1,520	1,557
80-84	4,003	4,110	4,282	4,465	4,645	4,834	5,012	5,199	5,382	5,556	5,731
80	1,002	1,071	1,103	1,141	1,173	1,222	1,271	1,310	1,344	1,373	1,419
81	884	920	985	1,015	1,051	1,081	1,127	1,174	1,211	1,244	1,271
82	778	804	838	898	926	960	988	1,032	1,076	1,111	1,142
83	684	701	727	758	813	839	870	898	939	979	1,012
84	655	614	629	653	682	732	756	785	812	849	887
85 y más	3,594	3,574	3,530	3,510	3,518	3,556	3,641	3,747	3,873	4,010	4,171

Fuente: Ministerio de Economía, Dirección General de Estadística y Censos.

02- Santa Ana: Estimaciones y proyecciones de la población de ambos sexos por años calendario y edades simples. 2005-2025

Edad	2016	2017	2018	2019	2020	2021	2022	2023	2024	2025
Total	584,869	589,266	593,725	598,196	602,636	607,015	611,296	615,488	619,696	623,855
0-4	48,743	48,539	48,340	48,110	47,843	47,521	47,148	46,739	46,392	46,106
0	9,723	9,678	9,625	9,562	9,484	9,391	9,294	9,206	9,209	9,191
1	9,711	9,674	9,631	9,581	9,519	9,442	9,350	9,255	9,168	9,171
2	9,739	9,701	9,664	9,621	9,572	9,512	9,435	9,343	9,249	9,162
3	9,763	9,732	9,695	9,658	9,615	9,566	9,508	9,431	9,339	9,245
4	9,807	9,754	9,725	9,688	9,653	9,610	9,561	9,504	9,427	9,337
5-9	50,425	49,814	49,353	49,018	48,769	48,570	48,388	48,206	47,992	47,734
5	9,858	9,801	9,748	9,721	9,684	9,651	9,608	9,559	9,502	9,425
6	9,938	9,850	9,795	9,743	9,717	9,680	9,649	9,606	9,557	9,500
7	10,049	9,931	9,845	9,790	9,740	9,714	9,679	9,648	9,605	9,556
8	10,195	10,042	9,926	9,841	9,788	9,738	9,713	9,679	9,648	9,605
9	10,385	10,190	10,039	9,923	9,840	9,787	9,739	9,714	9,680	9,648
10-14	54,878	53,736	52,858	51,906	51,067	50,328	49,745	49,306	48,993	48,752
10	10,590	10,379	10,186	10,035	9,921	9,838	9,787	9,740	9,715	9,680
11	10,769	10,585	10,376	10,183	10,034	9,920	9,839	9,788	9,741	9,715
12	10,988	10,763	10,580	10,373	10,181	10,032	9,919	9,839	9,788	9,740
13	11,050	10,977	10,754	10,573	10,368	10,178	10,029	9,917	9,838	9,785
14	11,481	11,032	10,962	10,742	10,563	10,360	10,171	10,022	9,911	9,832
15-19	62,814	61,176	59,209	57,351	55,705	54,384	53,307	52,478	51,567	50,757
15	11,905	11,456	11,011	10,945	10,726	10,549	10,348	10,159	10,012	9,900
16	12,378	11,871	11,426	10,985	10,922	10,705	10,530	10,332	10,144	9,998
17	12,760	12,334	11,833	11,392	10,955	10,895	10,681	10,507	10,311	10,123
18	12,870	12,706	12,287	11,791	11,354	10,921	10,863	10,652	10,480	10,286
19	12,901	12,809	12,652	12,238	11,748	11,314	10,885	10,828	10,620	10,450
20-24	61,287	62,353	62,919	63,039	62,530	61,466	59,945	58,082	56,314	54,746
20	12,814	12,835	12,748	12,597	12,187	11,702	11,272	10,846	10,790	10,586
21	12,666	12,741	12,769	12,687	12,540	12,136	11,655	11,228	10,805	10,751
22	12,366	12,591	12,671	12,704	12,626	12,484	12,084	11,608	11,183	10,762
23	11,978	12,287	12,518	12,603	12,640	12,566	12,427	12,030	11,559	11,137
24	11,463	11,899	12,213	12,448	12,537	12,578	12,507	12,370	11,977	11,510
25-29	49,464	51,660	53,928	56,091	58,029	59,581	60,730	61,368	61,556	61,118
25	10,944	11,386	11,826	12,144	12,383	12,474	12,518	12,448	12,315	11,925
26	10,391	10,869	11,316	11,758	12,079	12,320	12,413	12,459	12,392	12,261
27	9,853	10,321	10,802	11,251	11,695	12,017	12,260	12,354	12,403	12,338
28	9,361	9,786	10,257	10,740	11,190	11,636	11,959	12,203	12,298	12,349
29	8,915	9,298	9,727	10,198	10,682	11,134	11,580	11,904	12,148	12,245
30-34	39,623	40,793	42,285	44,036	45,988	48,097	50,324	52,604	54,778	56,730
30	8,528	8,857	9,243	9,675	10,145	10,629	11,081	11,528	11,852	12,098
31	8,152	8,475	8,807	9,194	9,627	10,097	10,580	11,032	11,479	11,805
32	7,835	8,103	8,429	8,762	9,150	9,582	10,052	10,535	10,986	11,435
33	7,612	7,789	8,058	8,386	8,719	9,108	9,540	10,009	10,491	10,943
34	7,496	7,569	7,748	8,019	8,347	8,681	9,071	9,500	9,970	10,449
35-39	36,759	36,857	36,957	37,214	37,752	38,636	39,831	41,339	43,091	45,031
35	7,442	7,455	7,530	7,711	7,983	8,309	8,644	9,033	9,463	9,930
36	7,421	7,400	7,416	7,493	7,675	7,948	8,274	8,609	8,998	9,425
37	7,389	7,381	7,362	7,380	7,458	7,642	7,914	8,240	8,575	8,962
38	7,315	7,347	7,341	7,326	7,345	7,425	7,608	7,882	8,206	8,541
39	7,192	7,274	7,308	7,304	7,291	7,312	7,391	7,575	7,849	8,173
40-44	34,452	34,702	34,997	35,299	35,579	35,781	35,921	36,056	36,337	36,895
40	7,065	7,150	7,234	7,270	7,268	7,256	7,278	7,358	7,542	7,817
41	6,958	7,022	7,109	7,195	7,232	7,231	7,220	7,243	7,324	7,508
42	6,894	6,914	6,980	7,068	7,155	7,193	7,194	7,184	7,207	7,289
43	6,815	6,848	6,871	6,938	7,027	7,115	7,154	7,156	7,147	7,171
44	6,720	6,768	6,803	6,828	6,897	6,986	7,075	7,115	7,117	7,110

Fuente: Ministerio de Economía, Dirección General de Estadística y Censos.

02- Santa Ana: Estimaciones y proyecciones de la población de ambos sexos por años calendario y edades simples. 2005-2025

Edad	2016	2017	2018	2019	2020	2021	2022	2023	2024	2025
45-49	31,148	31,677	32,198	32,675	33,054	33,369	33,652	33,971	34,294	34,591
45	6,551	6,673	6,723	6,760	6,787	6,856	6,947	7,036	7,076	7,079
46	6,369	6,504	6,628	6,679	6,717	6,745	6,815	6,906	6,996	7,037
47	6,198	6,323	6,459	6,584	6,636	6,675	6,704	6,774	6,866	6,956
48	6,070	6,153	6,279	6,416	6,541	6,594	6,634	6,663	6,734	6,826
49	5,960	6,024	6,109	6,236	6,373	6,499	6,552	6,592	6,622	6,693
50-54	27,096	27,792	28,389	28,943	29,475	30,016	30,555	31,082	31,567	31,959
50	5,796	5,914	5,979	6,065	6,193	6,331	6,455	6,508	6,549	6,581
51	5,620	5,749	5,867	5,933	6,020	6,149	6,285	6,409	6,464	6,506
52	5,421	5,571	5,701	5,820	5,886	5,974	6,101	6,237	6,362	6,418
53	5,238	5,371	5,522	5,653	5,773	5,839	5,926	6,052	6,189	6,315
54	5,021	5,187	5,320	5,472	5,603	5,723	5,788	5,876	6,003	6,139
55-59	22,429	23,048	23,710	24,376	25,099	25,823	26,520	27,117	27,671	28,196
55	4,822	4,970	5,137	5,270	5,421	5,552	5,672	5,738	5,826	5,951
56	4,647	4,771	4,919	5,085	5,219	5,368	5,499	5,620	5,686	5,773
57	4,501	4,595	4,719	4,867	5,033	5,166	5,314	5,445	5,566	5,631
58	4,318	4,448	4,542	4,667	4,814	4,979	5,112	5,259	5,391	5,509
59	4,141	4,264	4,393	4,487	4,612	4,758	4,923	5,055	5,202	5,332
60-64	18,804	19,132	19,497	19,940	20,428	21,002	21,609	22,261	22,917	23,622
60	3,976	4,085	4,208	4,336	4,430	4,555	4,700	4,864	4,996	5,141
61	3,880	3,918	4,026	4,150	4,276	4,370	4,494	4,639	4,802	4,934
62	3,775	3,819	3,858	3,966	4,088	4,214	4,307	4,432	4,576	4,738
63	3,664	3,712	3,757	3,796	3,903	4,025	4,149	4,243	4,367	4,510
64	3,509	3,598	3,648	3,692	3,731	3,838	3,959	4,083	4,176	4,299
65-69	15,337	15,673	16,058	16,435	16,790	17,112	17,439	17,799	18,232	18,710
65	3,340	3,442	3,531	3,581	3,625	3,665	3,771	3,891	4,014	4,107
66	3,195	3,269	3,372	3,460	3,510	3,555	3,594	3,700	3,819	3,941
67	3,058	3,124	3,197	3,298	3,387	3,437	3,482	3,521	3,626	3,744
68	2,930	2,984	3,050	3,122	3,223	3,310	3,361	3,406	3,446	3,550
69	2,814	2,854	2,908	2,974	3,045	3,145	3,231	3,281	3,327	3,368
70-74	12,115	12,325	12,563	12,834	13,095	13,384	13,706	14,068	14,425	14,763
70	2,674	2,735	2,777	2,830	2,896	2,967	3,065	3,149	3,199	3,245
71	2,550	2,594	2,655	2,698	2,750	2,816	2,885	2,981	3,064	3,115
72	2,396	2,469	2,513	2,574	2,616	2,667	2,732	2,800	2,894	2,976
73	2,295	2,315	2,386	2,430	2,489	2,531	2,581	2,645	2,712	2,805
74	2,200	2,212	2,232	2,302	2,344	2,403	2,443	2,493	2,556	2,622
75-79	9,252	9,399	9,533	9,648	9,787	9,938	10,134	10,350	10,591	10,830
75	2,109	2,114	2,126	2,147	2,215	2,256	2,314	2,353	2,403	2,465
76	1,988	2,019	2,025	2,038	2,059	2,125	2,165	2,221	2,261	2,310
77	1,850	1,896	1,926	1,934	1,947	1,968	2,032	2,070	2,125	2,165
78	1,713	1,755	1,800	1,829	1,838	1,851	1,872	1,934	1,971	2,024
79	1,592	1,615	1,656	1,700	1,728	1,738	1,751	1,772	1,831	1,866
80-84	5,896	6,059	6,208	6,369	6,530	6,684	6,813	6,930	7,035	7,160
80	1,455	1,489	1,512	1,551	1,593	1,621	1,631	1,644	1,666	1,721
81	1,315	1,349	1,382	1,404	1,442	1,482	1,509	1,519	1,533	1,555
82	1,167	1,210	1,241	1,273	1,295	1,331	1,369	1,395	1,405	1,419
83	1,041	1,065	1,105	1,135	1,166	1,187	1,221	1,257	1,282	1,292
84	918	946	968	1,006	1,034	1,063	1,083	1,115	1,149	1,173
85 y más	4,347	4,531	4,723	4,912	5,116	5,323	5,529	5,732	5,944	6,155

Fuente: Ministerio de Economía, Dirección General de Estadística y Censos.

02- Santa Ana: Estimaciones y proyecciones de la población masculina por años calendario y edades simples. 2005-2025

Edad	2005	2006	2007	2008	2009	2010	2011	2012	2013	2014	2015
Total	268,214	267,800	267,401	266,999	267,109	267,712	268,680	269,941	271,446	273,116	274,903
0-4	29,770	28,897	28,160	27,564	26,948	26,385	25,951	25,612	25,355	25,167	25,026
0	5,727	5,544	5,417	5,303	5,214	5,145	5,095	5,062	5,033	5,015	4,994
1	5,794	5,678	5,498	5,373	5,261	5,174	5,106	5,058	5,027	4,999	4,982
2	5,844	5,782	5,666	5,486	5,362	5,252	5,166	5,099	5,052	5,021	4,994
3	6,085	5,832	5,770	5,654	5,476	5,353	5,244	5,159	5,093	5,046	5,016
4	6,320	6,061	5,809	5,748	5,635	5,461	5,340	5,234	5,150	5,086	5,040
5-9	34,212	33,411	32,398	31,230	30,149	29,228	28,428	27,764	27,239	26,679	26,162
5	6,583	6,293	6,036	5,785	5,729	5,620	5,449	5,331	5,227	5,144	5,082
6	6,808	6,553	6,264	6,008	5,763	5,712	5,606	5,438	5,323	5,220	5,139
7	6,898	6,776	6,522	6,234	5,983	5,744	5,697	5,594	5,429	5,316	5,214
8	6,957	6,864	6,743	6,490	6,208	5,963	5,728	5,685	5,584	5,421	5,310
9	6,966	6,925	6,833	6,713	6,466	6,189	5,948	5,716	5,676	5,578	5,417
10-14	33,404	33,847	34,096	34,099	33,924	33,472	32,769	31,862	30,806	29,815	28,962
10	6,954	6,935	6,895	6,804	6,689	6,448	6,175	5,937	5,707	5,669	5,573
11	6,870	6,922	6,904	6,865	6,780	6,671	6,434	6,164	5,929	5,700	5,663
12	6,740	6,832	6,885	6,868	6,836	6,757	6,653	6,420	6,153	5,919	5,692
13	6,532	6,691	6,784	6,839	6,830	6,806	6,734	6,634	6,405	6,140	5,909
14	6,308	6,467	6,628	6,723	6,789	6,790	6,773	6,707	6,612	6,387	6,125
15-19	27,600	28,251	29,007	29,829	30,701	31,534	32,208	32,698	32,938	32,955	32,658
15	6,047	6,222	6,384	6,547	6,656	6,735	6,745	6,736	6,677	6,586	6,365
16	5,774	5,938	6,116	6,280	6,461	6,586	6,676	6,696	6,694	6,641	6,556
17	5,508	5,642	5,810	5,991	6,175	6,374	6,513	6,614	6,643	6,648	6,602
18	5,253	5,358	5,497	5,668	5,871	6,076	6,290	6,441	6,552	6,589	6,600
19	5,018	5,091	5,200	5,343	5,538	5,763	5,984	6,211	6,372	6,491	6,535
20-24	22,236	22,174	22,297	22,608	23,189	24,012	25,025	26,175	27,412	28,618	29,708
20	4,783	4,846	4,924	5,038	5,205	5,423	5,665	5,899	6,136	6,307	6,432
21	4,571	4,606	4,673	4,756	4,896	5,086	5,320	5,576	5,821	6,066	6,243
22	4,405	4,392	4,432	4,503	4,612	4,775	4,982	5,229	5,496	5,748	5,999
23	4,284	4,224	4,217	4,262	4,358	4,490	4,671	4,891	5,148	5,422	5,680
24	4,193	4,106	4,051	4,049	4,118	4,238	4,387	4,580	4,811	5,075	5,354
25-29	19,689	19,352	18,989	18,629	18,435	18,478	18,771	19,290	20,030	20,952	22,025
25	4,120	4,018	3,937	3,887	3,909	4,000	4,138	4,299	4,501	4,740	5,008
26	4,043	3,951	3,854	3,779	3,752	3,796	3,903	4,053	4,223	4,432	4,675
27	3,951	3,883	3,796	3,703	3,651	3,644	3,704	3,823	3,981	4,158	4,372
28	3,840	3,800	3,737	3,654	3,582	3,550	3,557	3,629	3,757	3,921	4,101
29	3,735	3,700	3,665	3,606	3,541	3,488	3,469	3,486	3,568	3,701	3,869
30-34	17,593	17,422	17,228	17,045	16,913	16,820	16,734	16,662	16,631	16,715	16,969
30	3,647	3,607	3,576	3,545	3,503	3,454	3,414	3,404	3,429	3,517	3,654
31	3,587	3,530	3,494	3,466	3,450	3,423	3,385	3,354	3,351	3,382	3,474
32	3,526	3,481	3,427	3,394	3,380	3,377	3,359	3,329	3,305	3,308	3,342
33	3,462	3,429	3,387	3,336	3,315	3,312	3,318	3,306	3,283	3,264	3,270
34	3,371	3,375	3,344	3,304	3,265	3,254	3,258	3,269	3,263	3,244	3,229
35-39	15,655	15,686	15,711	15,725	15,738	15,727	15,704	15,678	15,688	15,714	15,744
35	3,274	3,291	3,297	3,268	3,238	3,208	3,204	3,213	3,228	3,225	3,210
36	3,191	3,201	3,219	3,228	3,207	3,185	3,162	3,162	3,176	3,194	3,193
37	3,125	3,123	3,135	3,154	3,171	3,157	3,141	3,123	3,126	3,143	3,163
38	3,072	3,061	3,060	3,074	3,100	3,123	3,115	3,103	3,089	3,094	3,113
39	2,993	3,010	3,000	3,001	3,022	3,054	3,082	3,077	3,069	3,058	3,065
40-44	13,598	13,766	13,919	14,023	14,128	14,241	14,368	14,507	14,642	14,757	14,831
40	2,910	2,933	2,951	2,943	2,950	2,977	3,013	3,045	3,043	3,037	3,029
41	2,814	2,849	2,873	2,892	2,891	2,904	2,935	2,974	3,010	3,010	3,006
42	2,725	2,753	2,790	2,815	2,840	2,845	2,862	2,897	2,938	2,976	2,978
43	2,622	2,666	2,695	2,733	2,764	2,795	2,804	2,824	2,862	2,905	2,944
44	2,527	2,565	2,610	2,640	2,683	2,720	2,754	2,767	2,789	2,829	2,874

Fuente: Ministerio de Economía, Dirección General de Estadística y Censos.

02- Santa Ana: Estimaciones y proyecciones de la población masculina por años calendario y edades simples. 2005-2025

Edad	2005	2006	2007	2008	2009	2010	2011	2012	2013	2014	2015
45-49	11,460	11,593	11,745	11,912	12,094	12,321	12,564	12,802	13,005	13,191	13,366
45	2,445	2,471	2,510	2,556	2,591	2,640	2,680	2,717	2,733	2,756	2,798
46	2,376	2,391	2,419	2,459	2,509	2,549	2,601	2,644	2,683	2,701	2,725
47	2,292	2,325	2,341	2,370	2,414	2,468	2,511	2,566	2,611	2,651	2,671
48	2,210	2,243	2,277	2,294	2,327	2,375	2,432	2,476	2,533	2,580	2,621
49	2,137	2,163	2,198	2,233	2,253	2,289	2,340	2,399	2,445	2,503	2,551
50-54	9,973	10,032	10,087	10,153	10,265	10,407	10,595	10,804	11,037	11,272	11,539
50	2,096	2,093	2,121	2,155	2,194	2,217	2,256	2,309	2,370	2,417	2,475
51	2,055	2,054	2,051	2,080	2,117	2,159	2,185	2,225	2,279	2,341	2,389
52	2,010	2,013	2,013	2,010	2,043	2,082	2,127	2,154	2,196	2,250	2,313
53	1,943	1,969	1,973	1,974	1,974	2,009	2,050	2,097	2,125	2,168	2,222
54	1,869	1,903	1,929	1,934	1,937	1,940	1,977	2,019	2,067	2,096	2,140
55-59	8,515	8,588	8,679	8,792	8,909	9,020	9,116	9,217	9,331	9,483	9,653
55	1,806	1,829	1,863	1,890	1,897	1,904	1,908	1,947	1,990	2,038	2,067
56	1,751	1,767	1,790	1,824	1,854	1,863	1,872	1,877	1,917	1,961	2,008
57	1,701	1,712	1,729	1,752	1,787	1,819	1,830	1,841	1,847	1,888	1,932
58	1,657	1,662	1,673	1,691	1,716	1,753	1,786	1,798	1,810	1,817	1,859
59	1,600	1,618	1,624	1,635	1,655	1,681	1,720	1,754	1,767	1,779	1,787
60-64	7,296	7,304	7,350	7,409	7,490	7,572	7,672	7,790	7,934	8,077	8,206
60	1,552	1,560	1,580	1,586	1,599	1,621	1,647	1,687	1,722	1,735	1,748
61	1,487	1,512	1,521	1,541	1,549	1,564	1,587	1,613	1,654	1,689	1,703
62	1,451	1,447	1,473	1,482	1,504	1,513	1,529	1,553	1,580	1,621	1,656
63	1,417	1,410	1,407	1,433	1,444	1,467	1,478	1,494	1,519	1,547	1,587
64	1,389	1,375	1,369	1,367	1,394	1,407	1,431	1,443	1,459	1,485	1,512
65-69	6,106	6,166	6,202	6,228	6,243	6,273	6,311	6,385	6,471	6,574	6,670
65	1,336	1,346	1,334	1,328	1,327	1,356	1,370	1,395	1,407	1,424	1,450
66	1,275	1,292	1,302	1,291	1,287	1,288	1,317	1,332	1,357	1,370	1,387
67	1,217	1,232	1,249	1,259	1,249	1,247	1,249	1,279	1,295	1,320	1,333
68	1,168	1,173	1,188	1,206	1,217	1,208	1,208	1,210	1,241	1,257	1,282
69	1,110	1,123	1,129	1,144	1,163	1,174	1,167	1,169	1,171	1,203	1,218
70-74	4,664	4,740	4,812	4,876	4,949	5,019	5,087	5,136	5,183	5,217	5,263
70	1,051	1,066	1,079	1,085	1,101	1,120	1,132	1,126	1,129	1,132	1,163
71	985	1,007	1,022	1,035	1,042	1,059	1,077	1,089	1,085	1,088	1,092
72	933	942	964	978	992	999	1,016	1,035	1,047	1,043	1,046
73	878	890	900	921	935	949	956	973	992	1,004	1,001
74	817	835	847	857	879	892	906	913	930	950	961
75-79	3,172	3,262	3,357	3,445	3,527	3,606	3,676	3,744	3,810	3,878	3,945
75	751	776	794	806	816	837	850	864	872	888	908
76	688	710	735	752	764	775	795	808	822	830	845
77	633	647	670	694	710	722	732	752	765	778	786
78	577	593	606	629	651	666	678	688	708	720	733
79	523	536	552	564	586	606	621	632	643	662	673
80-84	1,776	1,822	1,895	1,971	2,042	2,116	2,185	2,256	2,324	2,389	2,451
80	451	480	493	508	519	540	559	573	584	595	612
81	395	411	438	450	464	474	494	512	525	536	546
82	345	356	371	396	407	420	429	448	465	477	487
83	300	308	319	333	355	365	377	386	404	419	430
84	285	267	274	284	297	317	326	337	346	362	376
85 y más	1,495	1,487	1,469	1,461	1,465	1,481	1,516	1,559	1,610	1,663	1,725

Fuente: Ministerio de Economía, Dirección General de Estadística y Censos.

02- Santa Ana: Estimaciones y proyecciones de la población masculina por años calendario y edades simples. 2005-2025

Edad	2016	2017	2018	2019	2020	2021	2022	2023	2024	2025
Total	276,769	278,713	280,703	282,721	284,723	286,695	288,628	290,515	292,438	294,348
0-4	24,912	24,807	24,705	24,588	24,453	24,289	24,097	23,886	23,709	23,564
0	4,974	4,952	4,925	4,893	4,852	4,805	4,754	4,709	4,712	4,702
1	4,961	4,942	4,921	4,896	4,865	4,824	4,778	4,728	4,684	4,687
2	4,977	4,956	4,937	4,916	4,892	4,861	4,820	4,774	4,725	4,681
3	4,989	4,973	4,953	4,934	4,913	4,889	4,859	4,818	4,772	4,723
4	5,011	4,984	4,969	4,949	4,931	4,910	4,886	4,857	4,816	4,771
5-9	25,768	25,455	25,218	25,046	24,917	24,814	24,721	24,628	24,519	24,388
5	5,037	5,008	4,981	4,967	4,947	4,930	4,909	4,885	4,856	4,815
6	5,078	5,033	5,005	4,979	4,965	4,945	4,929	4,908	4,884	4,855
7	5,135	5,074	5,030	5,002	4,977	4,963	4,944	4,928	4,907	4,883
8	5,211	5,132	5,072	5,028	5,001	4,976	4,963	4,944	4,928	4,907
9	5,307	5,208	5,130	5,070	5,027	5,000	4,976	4,963	4,944	4,928
10-14	28,218	27,600	27,113	26,583	26,087	25,707	25,408	25,183	25,022	24,898
10	5,413	5,303	5,205	5,127	5,068	5,025	4,999	4,976	4,963	4,944
11	5,569	5,410	5,301	5,203	5,126	5,067	5,025	4,999	4,976	4,962
12	5,657	5,565	5,407	5,299	5,201	5,125	5,066	5,025	4,999	4,975
13	5,683	5,650	5,559	5,402	5,296	5,199	5,123	5,064	5,024	4,997
14	5,896	5,672	5,641	5,552	5,396	5,291	5,195	5,119	5,060	5,020
15-19	32,078	31,271	30,295	29,374	28,580	27,883	27,307	26,850	26,347	25,869
15	6,107	5,880	5,658	5,630	5,542	5,387	5,283	5,187	5,113	5,053
16	6,339	6,084	5,859	5,640	5,614	5,527	5,374	5,271	5,176	5,103
17	6,521	6,309	6,058	5,836	5,619	5,595	5,510	5,357	5,256	5,161
18	6,559	6,483	6,276	6,028	5,809	5,595	5,572	5,489	5,337	5,237
19	6,552	6,515	6,444	6,240	5,996	5,779	5,568	5,546	5,465	5,315
20-24	30,589	31,247	31,626	31,762	31,565	31,077	30,347	29,444	28,586	27,847
20	6,481	6,504	6,470	6,403	6,202	5,961	5,747	5,539	5,517	5,439
21	6,374	6,427	6,455	6,425	6,360	6,163	5,924	5,713	5,507	5,487
22	6,181	6,318	6,374	6,406	6,378	6,316	6,122	5,887	5,677	5,473
23	5,936	6,122	6,262	6,321	6,356	6,331	6,271	6,080	5,848	5,640
24	5,617	5,876	6,065	6,207	6,269	6,306	6,283	6,225	6,037	5,808
25-29	23,228	24,524	25,869	27,159	28,319	29,258	29,964	30,387	30,567	30,419
25	5,291	5,558	5,819	6,010	6,155	6,218	6,257	6,235	6,180	5,994
26	4,948	5,233	5,503	5,765	5,958	6,104	6,168	6,208	6,188	6,135
27	4,618	4,894	5,180	5,452	5,715	5,908	6,055	6,120	6,162	6,143
28	4,319	4,567	4,845	5,132	5,404	5,668	5,861	6,008	6,074	6,117
29	4,052	4,272	4,522	4,800	5,087	5,360	5,623	5,816	5,963	6,030
30-34	17,418	18,054	18,874	19,852	20,963	22,183	23,489	24,831	26,117	27,274
30	3,825	4,009	4,231	4,482	4,759	5,046	5,318	5,581	5,774	5,921
31	3,613	3,787	3,972	4,194	4,445	4,722	5,008	5,279	5,542	5,735
32	3,436	3,578	3,753	3,938	4,160	4,410	4,687	4,972	5,242	5,506
33	3,307	3,403	3,545	3,722	3,906	4,128	4,377	4,653	4,937	5,208
34	3,237	3,277	3,373	3,516	3,693	3,877	4,099	4,346	4,622	4,904
35-39	15,760	15,773	15,809	15,946	16,234	16,709	17,351	18,172	19,141	20,238
35	3,197	3,208	3,249	3,346	3,489	3,665	3,849	4,070	4,317	4,591
36	3,180	3,168	3,181	3,223	3,320	3,464	3,639	3,823	4,043	4,289
37	3,163	3,153	3,142	3,156	3,198	3,296	3,439	3,614	3,798	4,017
38	3,135	3,136	3,127	3,118	3,132	3,175	3,272	3,416	3,590	3,774
39	3,085	3,108	3,110	3,103	3,095	3,109	3,152	3,249	3,393	3,567
40-44	14,874	14,908	14,965	15,026	15,087	15,127	15,164	15,217	15,364	15,658
40	3,037	3,058	3,082	3,085	3,080	3,072	3,087	3,130	3,227	3,371
41	2,999	3,010	3,032	3,057	3,061	3,056	3,049	3,064	3,108	3,204
42	2,976	2,972	2,984	3,006	3,032	3,036	3,033	3,026	3,041	3,085
43	2,948	2,948	2,946	2,958	2,981	3,007	3,012	3,009	3,003	3,018
44	2,914	2,920	2,921	2,920	2,933	2,956	2,983	2,988	2,985	2,980

Fuente: Ministerio de Economía, Dirección General de Estadística y Censos.

02- Santa Ana: Estimaciones y proyecciones de la población masculina por años calendario y edades simples. 2005-2025

Edad	2016	2017	2018	2019	2020	2021	2022	2023	2024	2025
45-49	13,543	13,728	13,900	14,048	14,150	14,220	14,270	14,338	14,412	14,480
45	2,844	2,886	2,893	2,895	2,895	2,908	2,932	2,959	2,964	2,961
46	2,769	2,816	2,859	2,867	2,869	2,870	2,883	2,907	2,935	2,940
47	2,696	2,742	2,789	2,833	2,841	2,844	2,845	2,858	2,883	2,910
48	2,642	2,669	2,716	2,763	2,807	2,816	2,819	2,820	2,834	2,859
49	2,592	2,615	2,643	2,690	2,738	2,782	2,791	2,794	2,796	2,810
50-54	11,810	12,070	12,290	12,495	12,689	12,880	13,069	13,244	13,398	13,510
45	2,524	2,565	2,589	2,617	2,665	2,713	2,756	2,765	2,769	2,773
46	2,447	2,497	2,538	2,562	2,591	2,639	2,686	2,729	2,740	2,745
47	2,360	2,419	2,469	2,511	2,535	2,564	2,611	2,658	2,702	2,714
48	2,285	2,332	2,391	2,442	2,484	2,508	2,537	2,583	2,631	2,675
49	2,194	2,257	2,303	2,363	2,414	2,456	2,479	2,509	2,556	2,603
55-59	9,860	10,079	10,319	10,558	10,824	11,093	11,353	11,573	11,779	11,971
55	2,112	2,165	2,229	2,275	2,334	2,385	2,427	2,451	2,481	2,527
56	2,038	2,083	2,137	2,200	2,246	2,304	2,355	2,398	2,422	2,452
57	1,979	2,009	2,054	2,108	2,171	2,216	2,274	2,325	2,368	2,392
58	1,902	1,949	1,980	2,025	2,078	2,141	2,186	2,244	2,295	2,337
59	1,829	1,873	1,919	1,950	1,995	2,047	2,111	2,155	2,213	2,263
60-64	8,317	8,432	8,558	8,713	8,882	9,088	9,303	9,536	9,770	10,027
60	1,756	1,799	1,843	1,888	1,919	1,964	2,016	2,079	2,123	2,180
61	1,716	1,725	1,768	1,812	1,856	1,887	1,932	1,984	2,046	2,090
62	1,670	1,684	1,693	1,736	1,779	1,823	1,854	1,899	1,951	2,012
63	1,622	1,637	1,651	1,660	1,702	1,746	1,789	1,820	1,865	1,916
64	1,553	1,587	1,603	1,617	1,626	1,668	1,712	1,754	1,785	1,829
65-69	6,779	6,903	7,047	7,191	7,321	7,435	7,549	7,672	7,823	7,991
65	1,477	1,518	1,551	1,568	1,582	1,592	1,633	1,676	1,718	1,749
66	1,414	1,440	1,481	1,514	1,531	1,546	1,555	1,596	1,639	1,681
67	1,350	1,377	1,403	1,443	1,477	1,494	1,508	1,517	1,558	1,601
68	1,295	1,312	1,339	1,365	1,405	1,438	1,455	1,469	1,479	1,520
69	1,243	1,256	1,273	1,301	1,326	1,365	1,398	1,414	1,429	1,440
70-74	5,313	5,391	5,480	5,582	5,677	5,783	5,901	6,035	6,168	6,293
70	1,178	1,202	1,217	1,234	1,261	1,286	1,324	1,356	1,372	1,388
71	1,122	1,137	1,161	1,177	1,193	1,220	1,244	1,281	1,313	1,330
72	1,050	1,081	1,096	1,120	1,135	1,151	1,177	1,201	1,237	1,269
73	1,004	1,009	1,039	1,054	1,077	1,092	1,108	1,133	1,157	1,193
74	959	962	967	997	1,011	1,034	1,048	1,064	1,089	1,113
75-79	4,008	4,057	4,103	4,142	4,191	4,243	4,315	4,393	4,482	4,568
75	918	917	920	926	955	968	991	1,004	1,021	1,045
76	864	874	874	878	884	911	924	946	960	976
77	801	819	829	830	834	840	866	878	900	914
78	740	755	773	783	784	788	794	819	831	852
79	685	692	707	725	734	736	740	746	770	781
80-84	2,506	2,562	2,613	2,670	2,726	2,780	2,824	2,862	2,898	2,944
80	623	635	642	656	673	682	684	688	695	718
81	562	572	584	591	604	620	629	631	636	643
82	496	512	521	533	540	552	567	575	578	583
83	439	448	463	472	483	490	501	515	523	526
84	386	395	403	418	426	436	443	453	466	474
85 y más	1,788	1,852	1,919	1,986	2,058	2,126	2,196	2,264	2,336	2,409

Fuente: Ministerio de Economía, Dirección General de Estadística y Censos.

02- Santa Ana: Estimaciones y proyecciones de la población femenina por años calendario y edades simples. 2005-2025

Edad	2005	2006	2007	2008	2009	2010	2011	2012	2013	2014	2015
Total	289,986	290,859	291,696	292,475	293,712	295,209	296,962	298,936	301,067	303,315	305,671
0-4	28,039	27,269	26,634	26,141	25,641	25,232	24,818	24,495	24,250	24,070	23,937
0	5,332	5,287	5,166	5,057	4,973	4,908	4,860	4,830	4,802	4,784	4,767
1	5,459	5,305	5,261	5,141	5,034	4,951	4,887	4,840	4,811	4,784	4,767
2	5,514	5,447	5,293	5,249	5,132	5,026	4,943	4,880	4,834	4,805	4,778
3	5,751	5,502	5,435	5,281	5,239	5,123	5,018	4,937	4,875	4,829	4,801
4	5,983	5,728	5,479	5,413	5,263	5,224	5,110	5,008	4,928	4,868	4,824
5-9	32,481	31,693	30,697	29,547	28,485	27,534	26,831	26,265	25,843	25,394	25,030
5	6,241	5,958	5,704	5,455	5,395	5,248	5,212	5,101	5,001	4,922	4,864
6	6,460	6,212	5,930	5,677	5,434	5,378	5,234	5,201	5,093	4,994	4,917
7	6,551	6,428	6,181	5,900	5,654	5,415	5,363	5,222	5,192	5,086	4,988
8	6,609	6,517	6,395	6,149	5,875	5,635	5,400	5,351	5,213	5,185	5,081
9	6,620	6,578	6,487	6,366	6,127	5,858	5,622	5,390	5,344	5,207	5,180
10-14	32,023	32,346	32,518	32,479	32,283	31,822	31,121	30,226	29,179	28,196	27,309
10	6,613	6,591	6,550	6,459	6,345	6,110	5,845	5,613	5,383	5,338	5,203
11	6,545	6,585	6,564	6,523	6,439	6,329	6,098	5,836	5,605	5,377	5,334
12	6,446	6,515	6,556	6,536	6,501	6,422	6,316	6,088	5,827	5,599	5,372
13	6,288	6,410	6,480	6,522	6,509	6,479	6,405	6,302	6,077	5,817	5,592
14	6,131	6,245	6,368	6,439	6,489	6,482	6,457	6,387	6,287	6,065	5,808
15-19	27,930	28,486	29,081	29,701	30,339	30,920	31,377	31,691	31,802	31,722	31,359
15	5,949	6,079	6,194	6,318	6,399	6,455	6,454	6,434	6,368	6,271	6,052
16	5,761	5,889	6,020	6,136	6,272	6,360	6,423	6,427	6,412	6,349	6,255
17	5,578	5,692	5,822	5,954	6,083	6,227	6,323	6,392	6,401	6,390	6,330
18	5,402	5,503	5,619	5,750	5,896	6,034	6,186	6,289	6,363	6,376	6,369
19	5,240	5,323	5,426	5,543	5,689	5,844	5,991	6,149	6,258	6,336	6,353
20-24	24,288	24,387	24,630	25,006	25,549	26,201	26,937	27,736	28,580	29,393	30,123
20	5,071	5,158	5,243	5,347	5,479	5,635	5,799	5,953	6,116	6,230	6,313
21	4,922	4,988	5,076	5,163	5,282	5,423	5,588	5,759	5,920	6,088	6,206
22	4,815	4,838	4,906	4,996	5,098	5,226	5,376	5,548	5,726	5,892	6,064
23	4,755	4,731	4,755	4,825	4,930	5,042	5,178	5,337	5,514	5,697	5,867
24	4,725	4,672	4,650	4,675	4,760	4,875	4,996	5,139	5,304	5,486	5,673
25-29	23,000	22,891	22,725	22,528	22,445	22,526	22,804	23,254	23,856	24,577	25,378
25	4,710	4,644	4,593	4,572	4,612	4,707	4,830	4,958	5,107	5,277	5,463
26	4,680	4,631	4,567	4,517	4,511	4,560	4,664	4,794	4,927	5,081	5,254
27	4,625	4,604	4,556	4,494	4,458	4,461	4,519	4,629	4,765	4,902	5,060
28	4,537	4,549	4,531	4,484	4,436	4,409	4,421	4,485	4,600	4,741	4,881
29	4,448	4,463	4,478	4,461	4,428	4,389	4,370	4,388	4,457	4,576	4,720
30-34	21,225	21,253	21,264	21,293	21,372	21,459	21,512	21,527	21,537	21,612	21,824
30	4,368	4,376	4,394	4,410	4,407	4,382	4,351	4,338	4,361	4,434	4,556
31	4,316	4,299	4,309	4,329	4,357	4,363	4,345	4,320	4,312	4,338	4,415
32	4,258	4,250	4,235	4,246	4,280	4,315	4,328	4,316	4,296	4,291	4,320
33	4,193	4,195	4,189	4,175	4,198	4,239	4,281	4,299	4,292	4,276	4,274
34	4,090	4,133	4,137	4,133	4,130	4,160	4,207	4,254	4,276	4,273	4,259
35-39	19,058	19,230	19,410	19,589	19,785	19,955	20,111	20,270	20,463	20,668	20,860
35	3,979	4,033	4,078	4,083	4,089	4,093	4,129	4,181	4,231	4,257	4,256
36	3,882	3,924	3,980	4,026	4,041	4,053	4,063	4,104	4,159	4,212	4,240
37	3,805	3,829	3,872	3,929	3,985	4,006	4,023	4,038	4,083	4,141	4,196
38	3,743	3,752	3,778	3,822	3,888	3,950	3,976	3,997	4,015	4,063	4,123
39	3,649	3,692	3,702	3,729	3,782	3,853	3,920	3,950	3,975	3,995	4,045
40-44	16,532	16,862	17,169	17,411	17,657	17,907	18,186	18,487	18,799	19,098	19,353
40	3,546	3,596	3,641	3,653	3,688	3,747	3,823	3,894	3,927	3,955	3,977
41	3,428	3,494	3,545	3,592	3,612	3,652	3,716	3,796	3,870	3,906	3,936
42	3,315	3,376	3,443	3,495	3,551	3,576	3,621	3,689	3,772	3,848	3,886
43	3,183	3,264	3,326	3,394	3,454	3,515	3,544	3,593	3,664	3,749	3,827
44	3,060	3,132	3,214	3,277	3,352	3,417	3,482	3,515	3,566	3,640	3,727

Fuente: Ministerio de Economía, Dirección General de Estadística y Censos.

02- Santa Ana: Estimaciones y proyecciones de la población femenina por años calendario y edades simples. 2005-2025

Edad	2005	2006	2007	2008	2009	2010	2011	2012	2013	2014	2015
45-49	13,765	14,046	14,353	14,681	15,040	15,441	15,857	16,264	16,616	16,946	17,267
45	2,953	3,012	3,085	3,167	3,237	3,317	3,386	3,454	3,490	3,543	3,619
46	2,860	2,906	2,966	3,039	3,128	3,203	3,287	3,359	3,430	3,468	3,522
47	2,752	2,815	2,861	2,922	3,002	3,095	3,174	3,260	3,334	3,407	3,447
48	2,646	2,709	2,773	2,820	2,887	2,970	3,067	3,149	3,237	3,313	3,387
49	2,554	2,604	2,668	2,733	2,786	2,856	2,943	3,042	3,125	3,215	3,292
50-54	11,881	12,015	12,153	12,313	12,546	12,828	13,173	13,552	13,963	14,381	14,832
50	2,502	2,514	2,565	2,629	2,700	2,755	2,828	2,918	3,019	3,103	3,194
51	2,450	2,462	2,475	2,527	2,596	2,670	2,728	2,802	2,894	2,997	3,082
52	2,394	2,411	2,423	2,437	2,494	2,566	2,643	2,703	2,778	2,871	2,975
53	2,312	2,355	2,373	2,385	2,404	2,464	2,538	2,617	2,679	2,755	2,849
54	2,223	2,273	2,317	2,335	2,352	2,373	2,436	2,512	2,593	2,655	2,732
55-59	10,114	10,251	10,412	10,599	10,799	10,992	11,176	11,374	11,600	11,881	12,200
55	2,147	2,185	2,236	2,280	2,302	2,322	2,345	2,410	2,488	2,569	2,632
56	2,081	2,110	2,148	2,199	2,247	2,271	2,294	2,320	2,385	2,464	2,545
57	2,021	2,044	2,073	2,112	2,167	2,216	2,243	2,268	2,295	2,360	2,440
58	1,967	1,984	2,008	2,037	2,079	2,136	2,188	2,216	2,243	2,271	2,337
59	1,898	1,928	1,947	1,971	2,004	2,047	2,106	2,160	2,189	2,217	2,246
60-64	8,661	8,709	8,801	8,914	9,060	9,208	9,381	9,583	9,819	10,052	10,278
60	1,841	1,860	1,891	1,910	1,937	1,972	2,016	2,077	2,132	2,162	2,191
61	1,764	1,801	1,821	1,853	1,875	1,904	1,940	1,985	2,047	2,102	2,134
62	1,722	1,725	1,762	1,782	1,817	1,840	1,871	1,908	1,955	2,017	2,072
63	1,683	1,681	1,686	1,723	1,746	1,782	1,806	1,840	1,877	1,925	1,987
64	1,651	1,642	1,641	1,646	1,685	1,710	1,748	1,773	1,808	1,846	1,894
65-69	7,291	7,397	7,471	7,537	7,595	7,665	7,750	7,878	8,026	8,198	8,368
65	1,593	1,609	1,601	1,601	1,609	1,649	1,676	1,714	1,740	1,776	1,814
66	1,521	1,550	1,566	1,560	1,562	1,572	1,613	1,641	1,679	1,706	1,743
67	1,453	1,477	1,506	1,523	1,520	1,523	1,535	1,577	1,606	1,643	1,671
68	1,396	1,409	1,433	1,463	1,482	1,480	1,485	1,498	1,540	1,570	1,607
69	1,328	1,352	1,365	1,390	1,422	1,441	1,441	1,448	1,461	1,503	1,533
70-74	5,569	5,710	5,845	5,967	6,098	6,225	6,345	6,443	6,534	6,610	6,700
70	1,257	1,285	1,309	1,322	1,349	1,381	1,400	1,402	1,410	1,423	1,466
71	1,176	1,214	1,242	1,266	1,281	1,308	1,340	1,360	1,363	1,372	1,385
72	1,114	1,134	1,171	1,199	1,224	1,240	1,267	1,299	1,320	1,323	1,332
73	1,047	1,072	1,092	1,129	1,157	1,182	1,198	1,226	1,257	1,278	1,282
74	975	1,005	1,031	1,051	1,087	1,114	1,140	1,156	1,184	1,214	1,235
75-79	3,803	3,939	4,085	4,226	4,362	4,501	4,631	4,760	4,879	5,003	5,127
75	897	933	963	988	1,009	1,044	1,070	1,096	1,112	1,140	1,170
76	822	856	891	920	945	965	999	1,026	1,051	1,067	1,095
77	758	781	815	848	876	902	921	954	981	1,005	1,021
78	693	717	740	772	804	831	856	875	907	933	957
79	633	652	676	698	728	759	785	809	828	858	884
80-84	2,227	2,288	2,387	2,494	2,603	2,718	2,827	2,943	3,058	3,167	3,280
80	551	591	610	633	654	682	712	737	760	778	807
81	489	509	547	565	587	607	633	662	686	708	725
82	433	448	467	502	519	540	559	584	611	634	655
83	384	393	408	425	458	474	493	512	535	560	582
84	370	347	355	369	385	415	430	448	466	487	511
85 y más	2,099	2,087	2,061	2,049	2,053	2,075	2,125	2,188	2,263	2,347	2,446

Fuente: Ministerio de Economía, Dirección General de Estadística y Censos.

02- Santa Ana: Estimaciones y proyecciones de la población femenina por años calendario y edades simples. 2005-2025

Edad	2016	2017	2018	2019	2020	2021	2022	2023	2024	2025
Total	308,100	310,553	313,022	315,475	317,913	320,320	322,668	324,973	327,258	329,507
0-4	23,831	23,732	23,635	23,522	23,390	23,232	23,051	22,853	22,683	22,542
0	4,749	4,726	4,700	4,669	4,632	4,586	4,540	4,497	4,497	4,489
1	4,750	4,732	4,710	4,685	4,654	4,618	4,572	4,527	4,484	4,484
2	4,762	4,745	4,727	4,705	4,680	4,651	4,615	4,569	4,524	4,481
3	4,774	4,759	4,742	4,724	4,702	4,677	4,649	4,613	4,567	4,522
4	4,796	4,770	4,756	4,739	4,722	4,700	4,675	4,647	4,611	4,566
5-9	24,657	24,359	24,135	23,972	23,852	23,756	23,667	23,578	23,473	23,346
5	4,821	4,793	4,767	4,754	4,737	4,721	4,699	4,674	4,646	4,610
6	4,860	4,817	4,790	4,764	4,752	4,735	4,720	4,698	4,673	4,645
7	4,914	4,857	4,815	4,788	4,763	4,751	4,735	4,720	4,698	4,673
8	4,984	4,910	4,854	4,813	4,787	4,762	4,750	4,735	4,720	4,698
9	5,078	4,982	4,909	4,853	4,813	4,787	4,763	4,751	4,736	4,720
10-14	26,660	26,136	25,745	25,323	24,980	24,621	24,337	24,123	23,971	23,854
10	5,177	5,076	4,981	4,908	4,853	4,813	4,788	4,764	4,752	4,736
11	5,200	5,175	5,075	4,980	4,908	4,853	4,814	4,789	4,765	4,753
12	5,331	5,198	5,173	5,074	4,980	4,907	4,853	4,814	4,789	4,765
13	5,367	5,327	5,195	5,171	5,072	4,979	4,906	4,853	4,814	4,788
14	5,585	5,360	5,321	5,190	5,167	5,069	4,976	4,903	4,851	4,812
15-19	30,736	29,905	28,914	27,977	27,125	26,501	26,000	25,628	25,220	24,888
15	5,798	5,576	5,353	5,315	5,184	5,162	5,065	4,972	4,899	4,847
16	6,039	5,787	5,567	5,345	5,308	5,178	5,156	5,061	4,968	4,895
17	6,239	6,025	5,775	5,556	5,336	5,300	5,171	5,150	5,055	4,962
18	6,311	6,223	6,011	5,763	5,545	5,326	5,291	5,163	5,143	5,049
19	6,349	6,294	6,208	5,998	5,752	5,535	5,317	5,282	5,155	5,135
20-24	30,698	31,106	31,293	31,277	30,965	30,389	29,598	28,638	27,728	26,899
20	6,333	6,331	6,278	6,194	5,985	5,741	5,525	5,307	5,273	5,147
21	6,292	6,314	6,314	6,262	6,180	5,973	5,731	5,515	5,298	5,264
22	6,185	6,273	6,297	6,298	6,248	6,168	5,962	5,721	5,506	5,289
23	6,042	6,165	6,256	6,282	6,284	6,235	6,156	5,950	5,711	5,497
24	5,846	6,023	6,148	6,241	6,268	6,272	6,224	6,145	5,940	5,702
25-29	26,236	27,136	28,059	28,932	29,710	30,323	30,766	30,981	30,989	30,699
25	5,653	5,828	6,007	6,134	6,228	6,256	6,261	6,213	6,135	5,931
26	5,443	5,636	5,813	5,993	6,121	6,216	6,245	6,251	6,204	6,126
27	5,235	5,427	5,622	5,799	5,980	6,109	6,205	6,234	6,241	6,195
28	5,042	5,219	5,412	5,608	5,786	5,968	6,098	6,195	6,224	6,232
29	4,863	5,026	5,205	5,398	5,595	5,774	5,957	6,088	6,185	6,215
30-34	22,205	22,739	23,411	24,184	25,025	25,914	26,835	27,773	28,661	29,456
30	4,703	4,848	5,012	5,193	5,386	5,583	5,763	5,947	6,078	6,177
31	4,539	4,688	4,835	5,000	5,182	5,375	5,572	5,753	5,937	6,070
32	4,399	4,525	4,676	4,824	4,990	5,172	5,365	5,563	5,744	5,929
33	4,305	4,386	4,513	4,664	4,813	4,980	5,163	5,356	5,554	5,735
34	4,259	4,292	4,375	4,503	4,654	4,804	4,972	5,154	5,348	5,545
35-39	20,999	21,084	21,148	21,268	21,518	21,927	22,480	23,167	23,950	24,793
35	4,245	4,247	4,281	4,365	4,494	4,644	4,795	4,963	5,146	5,339
36	4,241	4,232	4,235	4,270	4,355	4,484	4,635	4,786	4,955	5,136
37	4,226	4,228	4,220	4,224	4,260	4,346	4,475	4,626	4,777	4,945
38	4,180	4,211	4,214	4,208	4,213	4,250	4,336	4,466	4,616	4,767
39	4,107	4,166	4,198	4,201	4,196	4,203	4,239	4,326	4,456	4,606
40-44	19,578	19,794	20,032	20,273	20,492	20,654	20,757	20,839	20,973	21,237
40	4,028	4,092	4,152	4,185	4,188	4,184	4,191	4,228	4,315	4,446
41	3,959	4,012	4,077	4,138	4,171	4,175	4,171	4,179	4,216	4,304
42	3,918	3,942	3,996	4,062	4,123	4,157	4,161	4,158	4,166	4,204
43	3,867	3,900	3,925	3,980	4,046	4,108	4,142	4,147	4,144	4,153
44	3,806	3,848	3,882	3,908	3,964	4,030	4,092	4,127	4,132	4,130

Fuente: Ministerio de Economía, Dirección General de Estadística y Censos.

02- Santa Ana: Estimaciones y proyecciones de la población femenina por años calendario y edades simples. 2005-2025

Edad	2016	2017	2018	2019	2020	2021	2022	2023	2024	2025
45-49	17,605	17,949	18,298	18,627	18,904	19,149	19,382	19,633	19,882	20,111
45	3,707	3,787	3,830	3,865	3,892	3,948	4,015	4,077	4,112	4,118
46	3,600	3,688	3,769	3,812	3,848	3,875	3,932	3,999	4,061	4,097
47	3,502	3,581	3,670	3,751	3,795	3,831	3,859	3,916	3,983	4,046
48	3,428	3,484	3,563	3,653	3,734	3,778	3,815	3,843	3,900	3,967
49	3,368	3,409	3,466	3,546	3,635	3,717	3,761	3,798	3,826	3,883
50-54	15,286	15,722	16,099	16,448	16,786	17,136	17,486	17,838	18,169	18,449
50	3,272	3,349	3,390	3,448	3,528	3,618	3,699	3,743	3,780	3,808
51	3,173	3,252	3,329	3,371	3,429	3,510	3,599	3,680	3,724	3,761
52	3,061	3,152	3,232	3,309	3,351	3,410	3,490	3,579	3,660	3,704
53	2,953	3,039	3,131	3,211	3,289	3,331	3,389	3,469	3,558	3,640
54	2,827	2,930	3,017	3,109	3,189	3,267	3,309	3,367	3,447	3,536
55-59	12,569	12,969	13,391	13,818	14,275	14,730	15,167	15,544	15,892	16,225
55	2,710	2,805	2,908	2,995	3,087	3,167	3,245	3,287	3,345	3,424
56	2,609	2,688	2,782	2,885	2,973	3,064	3,144	3,222	3,264	3,321
57	2,522	2,586	2,665	2,759	2,862	2,950	3,040	3,120	3,198	3,239
58	2,416	2,499	2,562	2,642	2,736	2,838	2,926	3,015	3,096	3,172
59	2,312	2,391	2,474	2,537	2,617	2,711	2,812	2,900	2,989	3,069
60-64	10,487	10,700	10,939	11,227	11,546	11,914	12,306	12,725	13,147	13,595
60	2,220	2,286	2,365	2,448	2,511	2,591	2,684	2,785	2,873	2,961
61	2,164	2,193	2,258	2,338	2,420	2,483	2,562	2,655	2,756	2,844
62	2,105	2,135	2,165	2,230	2,309	2,391	2,453	2,533	2,625	2,726
63	2,042	2,075	2,106	2,136	2,201	2,279	2,360	2,423	2,502	2,594
64	1,956	2,011	2,045	2,075	2,105	2,170	2,247	2,329	2,391	2,470
65-69	8,558	8,770	9,011	9,244	9,469	9,677	9,890	10,127	10,409	10,719
65	1,863	1,924	1,980	2,013	2,043	2,073	2,138	2,215	2,296	2,358
66	1,781	1,829	1,891	1,946	1,979	2,009	2,039	2,104	2,180	2,260
67	1,708	1,747	1,794	1,855	1,910	1,943	1,974	2,004	2,068	2,143
68	1,635	1,672	1,711	1,757	1,818	1,872	1,906	1,937	1,967	2,030
69	1,571	1,598	1,635	1,673	1,719	1,780	1,833	1,867	1,898	1,928
70-74	6,802	6,934	7,083	7,252	7,418	7,601	7,805	8,033	8,257	8,470
70	1,496	1,533	1,560	1,596	1,635	1,681	1,741	1,793	1,827	1,857
71	1,428	1,457	1,494	1,521	1,557	1,596	1,641	1,700	1,751	1,785
72	1,346	1,388	1,417	1,454	1,481	1,516	1,555	1,599	1,657	1,707
73	1,291	1,306	1,347	1,376	1,412	1,439	1,473	1,512	1,555	1,612
74	1,241	1,250	1,265	1,305	1,333	1,369	1,395	1,429	1,467	1,509
75-79	5,244	5,342	5,430	5,506	5,596	5,695	5,819	5,957	6,109	6,262
75	1,191	1,197	1,206	1,221	1,260	1,288	1,323	1,349	1,382	1,420
76	1,124	1,145	1,151	1,160	1,175	1,214	1,241	1,275	1,301	1,334
77	1,049	1,077	1,097	1,104	1,113	1,128	1,166	1,192	1,225	1,251
78	973	1,000	1,027	1,046	1,054	1,063	1,078	1,115	1,140	1,172
79	907	923	949	975	994	1,002	1,011	1,026	1,061	1,085
80-84	3,390	3,497	3,595	3,699	3,804	3,904	3,989	4,068	4,137	4,216
80	832	854	870	895	920	939	947	956	971	1,003
81	753	777	798	813	838	862	880	888	897	912
82	671	698	720	740	755	779	802	820	827	836
83	602	617	642	663	683	697	720	742	759	766
84	532	551	565	588	608	627	640	662	683	699
85 y más	2,559	2,679	2,804	2,926	3,058	3,197	3,333	3,468	3,608	3,746

Fuente: Ministerio de Economía, Dirección General de Estadística y Censos.

03- Sonsonate: Estimaciones y proyecciones de la población de ambos sexos por años calendario y edades simples. 2005-2025

Edad	2005	2006	2007	2008	2009	2010	2011	2012	2013	2014	2015
Total	459,167	462,254	465,274	468,218	471,575	475,263	479,239	483,472	487,886	492,443	497,081
0-4	52,440	51,151	50,263	49,537	48,781	48,004	47,491	47,092	46,796	46,579	46,416
0	10,248	9,929	9,776	9,639	9,535	9,450	9,398	9,359	9,328	9,306	9,279
1	10,244	10,183	9,868	9,719	9,583	9,481	9,399	9,349	9,311	9,282	9,261
2	10,289	10,225	10,164	9,849	9,700	9,567	9,466	9,386	9,336	9,298	9,269
3	10,568	10,272	10,208	10,147	9,836	9,687	9,556	9,455	9,377	9,327	9,289
4	11,091	10,542	10,247	10,183	10,127	9,819	9,672	9,543	9,444	9,366	9,318
5-9	59,731	58,537	56,790	54,837	53,057	51,663	50,448	49,636	48,987	48,294	47,569
5	11,532	11,051	10,502	10,207	10,149	10,097	9,794	9,649	9,522	9,425	9,349
6	11,918	11,491	11,010	10,463	10,174	10,119	10,071	9,772	9,631	9,504	9,409
7	12,080	11,875	11,449	10,968	10,428	10,144	10,091	10,049	9,752	9,613	9,488
8	12,124	12,037	11,833	11,407	10,933	10,398	10,118	10,069	10,031	9,737	9,600
9	12,077	12,083	11,996	11,792	11,373	10,905	10,374	10,097	10,051	10,015	9,723
10-14	57,699	58,578	59,181	59,423	59,331	58,721	57,613	55,973	54,136	52,446	51,128
10	12,000	12,036	12,043	11,957	11,758	11,344	10,880	10,353	10,079	10,035	10,001
11	11,840	11,957	11,995	12,002	11,922	11,727	11,318	10,857	10,333	10,061	10,019
12	11,631	11,792	11,909	11,948	11,961	11,886	11,696	11,292	10,833	10,312	10,042
13	11,294	11,572	11,734	11,853	11,899	11,918	11,848	11,664	11,263	10,808	10,289
14	10,934	11,221	11,500	11,663	11,791	11,846	11,871	11,807	11,628	11,230	10,777
15-19	48,945	50,129	51,454	52,868	54,258	55,555	56,611	57,412	57,850	57,925	57,455
15	10,534	10,841	11,129	11,410	11,585	11,723	11,785	11,818	11,759	11,585	11,190
16	10,156	10,420	10,729	11,018	11,313	11,500	11,648	11,717	11,756	11,702	11,534
17	9,761	10,021	10,287	10,599	10,902	11,211	11,408	11,566	11,642	11,688	11,640
18	9,410	9,606	9,869	10,137	10,466	10,784	11,104	11,312	11,479	11,562	11,613
19	9,084	9,241	9,440	9,704	9,992	10,337	10,666	10,999	11,214	11,388	11,478
20-24	40,790	41,356	42,025	42,830	43,866	45,089	46,544	48,164	49,903	51,556	53,069
20	8,768	8,906	9,066	9,267	9,551	9,855	10,214	10,553	10,896	11,117	11,298
21	8,427	8,587	8,727	8,890	9,111	9,412	9,730	10,098	10,447	10,797	11,024
22	8,116	8,245	8,407	8,550	8,733	8,971	9,286	9,613	9,991	10,346	10,701
23	7,862	7,935	8,066	8,231	8,394	8,594	8,845	9,170	9,505	9,890	10,250
24	7,617	7,683	7,759	7,892	8,077	8,257	8,469	8,730	9,064	9,406	9,796
25-29	34,712	34,936	35,225	35,600	36,146	36,840	37,665	38,633	39,766	41,066	42,497
25	7,366	7,441	7,510	7,590	7,743	7,943	8,135	8,357	8,627	8,968	9,314
26	7,111	7,197	7,275	7,346	7,446	7,614	7,826	8,028	8,257	8,532	8,878
27	6,903	6,948	7,037	7,117	7,207	7,321	7,502	7,722	7,933	8,167	8,446
28	6,746	6,749	6,797	6,889	6,985	7,088	7,214	7,404	7,631	7,848	8,086
29	6,586	6,601	6,606	6,658	6,765	6,874	6,988	7,122	7,318	7,551	7,773
30-34	30,634	30,798	30,970	31,101	31,312	31,619	32,042	32,558	33,196	33,948	34,812
30	6,443	6,451	6,469	6,477	6,543	6,662	6,780	6,903	7,044	7,243	7,481
31	6,266	6,319	6,329	6,350	6,371	6,449	6,577	6,702	6,831	6,976	7,178
32	6,122	6,151	6,205	6,219	6,252	6,284	6,370	6,503	6,635	6,767	6,916
33	5,960	6,016	6,047	6,102	6,128	6,172	6,211	6,303	6,441	6,576	6,712
34	5,843	5,861	5,920	5,953	6,018	6,052	6,104	6,147	6,245	6,386	6,525
35-39	26,922	27,339	27,679	27,966	28,214	28,495	28,792	29,126	29,435	29,788	30,205
35	5,722	5,753	5,773	5,834	5,876	5,948	5,990	6,047	6,094	6,194	6,337
36	5,583	5,638	5,670	5,692	5,762	5,811	5,889	5,936	5,996	6,046	6,149
37	5,391	5,504	5,560	5,593	5,624	5,700	5,755	5,838	5,888	5,951	6,003
38	5,200	5,316	5,430	5,487	5,528	5,565	5,646	5,707	5,793	5,845	5,910
39	5,026	5,128	5,246	5,360	5,424	5,471	5,512	5,598	5,664	5,752	5,806
40-44	22,432	22,985	23,550	24,135	24,721	25,262	25,767	26,215	26,631	26,988	27,359
40	4,867	4,957	5,059	5,179	5,298	5,367	5,419	5,464	5,555	5,623	5,713
41	4,671	4,798	4,889	4,992	5,118	5,242	5,316	5,373	5,421	5,515	5,585
42	4,465	4,604	4,732	4,824	4,932	5,063	5,191	5,270	5,329	5,379	5,475
43	4,293	4,398	4,537	4,666	4,765	4,878	5,012	5,144	5,226	5,287	5,339
44	4,136	4,228	4,333	4,474	4,608	4,712	4,829	4,964	5,100	5,184	5,247

Fuente: Ministerio de Economía, Dirección General de Estadística y Censos.

03- Sonsonate: Estimaciones y proyecciones de la población de ambos sexos por años calendario y edades simples. 2005-2025

Edad	2005	2006	2007	2008	2009	2010	2011	2012	2013	2014	2015
45-49	18,828	19,120	19,451	19,863	20,383	20,965	21,586	22,234	22,908	23,569	24,175
45	4,005	4,073	4,166	4,271	4,419	4,555	4,663	4,783	4,922	5,059	5,145
46	3,860	3,944	4,014	4,107	4,218	4,369	4,508	4,619	4,741	4,883	5,019
47	3,748	3,802	3,888	3,958	4,055	4,170	4,324	4,465	4,578	4,702	4,845
48	3,666	3,691	3,747	3,833	3,908	4,009	4,126	4,283	4,424	4,540	4,664
49	3,549	3,610	3,636	3,694	3,783	3,862	3,965	4,084	4,243	4,385	4,502
50-54	15,815	16,141	16,499	16,839	17,193	17,530	17,880	18,269	18,749	19,322	19,939
50	3,423	3,494	3,557	3,583	3,645	3,737	3,818	3,923	4,045	4,204	4,347
51	3,251	3,369	3,441	3,505	3,535	3,600	3,694	3,777	3,882	4,006	4,165
52	3,140	3,199	3,317	3,389	3,457	3,489	3,557	3,653	3,737	3,843	3,967
53	3,043	3,088	3,148	3,265	3,340	3,411	3,445	3,515	3,612	3,697	3,804
54	2,958	2,991	3,036	3,097	3,216	3,293	3,366	3,401	3,473	3,572	3,656
55-59	13,368	13,577	13,783	14,009	14,259	14,578	14,937	15,334	15,716	16,107	16,472
55	2,867	2,906	2,941	2,986	3,049	3,170	3,249	3,322	3,359	3,432	3,531
56	2,760	2,816	2,856	2,892	2,939	3,004	3,126	3,207	3,280	3,318	3,391
57	2,663	2,709	2,766	2,806	2,845	2,894	2,960	3,084	3,164	3,239	3,277
58	2,585	2,612	2,659	2,716	2,758	2,799	2,849	2,917	3,040	3,121	3,196
59	2,493	2,534	2,561	2,609	2,668	2,711	2,753	2,804	2,873	2,997	3,077
60-64	10,967	11,161	11,403	11,642	11,888	12,108	12,345	12,583	12,842	13,115	13,452
60	2,411	2,441	2,482	2,510	2,560	2,620	2,664	2,707	2,759	2,829	2,952
61	2,267	2,358	2,388	2,430	2,460	2,512	2,573	2,618	2,662	2,714	2,784
62	2,165	2,214	2,305	2,337	2,379	2,410	2,464	2,525	2,572	2,616	2,668
63	2,085	2,115	2,164	2,253	2,287	2,330	2,363	2,418	2,478	2,525	2,570
64	2,039	2,033	2,064	2,112	2,202	2,236	2,281	2,315	2,371	2,431	2,478
65-69	9,307	9,378	9,404	9,436	9,524	9,689	9,897	10,155	10,410	10,672	10,905
65	2,002	1,985	1,981	2,012	2,062	2,152	2,187	2,233	2,267	2,324	2,383
66	1,932	1,948	1,933	1,930	1,962	2,013	2,102	2,139	2,184	2,219	2,276
67	1,881	1,878	1,895	1,882	1,880	1,914	1,963	2,054	2,090	2,136	2,171
68	1,797	1,826	1,824	1,842	1,831	1,830	1,865	1,914	2,004	2,040	2,086
69	1,695	1,741	1,771	1,770	1,789	1,780	1,780	1,815	1,865	1,953	1,989
70-74	6,959	7,138	7,343	7,559	7,746	7,896	7,982	8,035	8,091	8,198	8,368
70	1,577	1,638	1,684	1,714	1,713	1,734	1,727	1,728	1,763	1,812	1,898
71	1,462	1,520	1,580	1,625	1,657	1,656	1,678	1,672	1,674	1,709	1,757
72	1,380	1,405	1,464	1,522	1,565	1,598	1,597	1,620	1,616	1,618	1,653
73	1,309	1,323	1,348	1,406	1,463	1,504	1,537	1,538	1,560	1,559	1,561
74	1,231	1,252	1,267	1,292	1,348	1,404	1,443	1,477	1,478	1,500	1,499
75-79	4,724	4,917	5,093	5,243	5,370	5,507	5,671	5,852	6,044	6,211	6,347
75	1,147	1,174	1,195	1,210	1,236	1,289	1,345	1,383	1,416	1,418	1,439
76	1,043	1,090	1,117	1,138	1,153	1,178	1,229	1,284	1,321	1,353	1,355
77	938	986	1,032	1,058	1,079	1,093	1,117	1,166	1,219	1,256	1,286
78	844	881	927	971	996	1,016	1,030	1,054	1,101	1,152	1,187
79	752	786	822	866	906	931	950	965	987	1,032	1,080
80-84	2,545	2,622	2,758	2,918	3,096	3,263	3,409	3,543	3,660	3,764	3,874
80	645	696	729	762	804	842	865	884	899	920	962
81	548	592	639	671	702	740	776	799	816	831	852
82	485	499	540	584	614	642	677	712	734	750	764
83	439	439	453	491	531	558	584	617	650	671	685
84	428	396	397	410	445	481	507	531	561	592	611
85 y más	2,349	2,391	2,403	2,412	2,430	2,479	2,559	2,658	2,766	2,895	3,039

Fuente: Ministerio de Economía, Dirección General de Estadística y Censos.

03- Sonsonate: Estimaciones y proyecciones de la población de ambos sexos por años calendario y edades simples. 2005-2025

Edad	2016	2017	2018	2019	2020	2021	2022	2023	2024	2025
Total	501,780	506,540	511,304	516,069	520,778	525,429	529,964	534,454	538,962	543,488
0-4	46,279	46,149	45,995	45,813	45,583	45,298	44,966	44,611	44,324	44,103
0	9,254	9,218	9,166	9,112	9,042	8,963	8,876	8,804	8,818	8,815
1	9,237	9,213	9,178	9,128	9,075	9,006	8,929	8,843	8,772	8,787
2	9,248	9,226	9,202	9,167	9,117	9,065	8,997	8,920	8,834	8,763
3	9,260	9,239	9,217	9,195	9,160	9,110	9,058	8,990	8,914	8,828
4	9,280	9,253	9,232	9,211	9,189	9,154	9,106	9,054	8,986	8,910
5-9	47,093	46,719	46,453	46,262	46,121	46,005	45,885	45,745	45,578	45,368
5	9,301	9,265	9,240	9,219	9,198	9,176	9,143	9,097	9,045	8,977
6	9,335	9,287	9,255	9,230	9,209	9,188	9,166	9,135	9,089	9,039
7	9,394	9,321	9,275	9,245	9,220	9,199	9,178	9,156	9,127	9,083
8	9,475	9,383	9,310	9,266	9,236	9,213	9,192	9,171	9,151	9,122
9	9,588	9,463	9,373	9,302	9,258	9,229	9,206	9,186	9,166	9,147
10-14	49,981	49,223	48,616	47,962	47,265	46,815	46,468	46,216	46,038	45,921
10	9,711	9,576	9,453	9,364	9,293	9,250	9,221	9,199	9,180	9,162
11	9,987	9,698	9,564	9,443	9,354	9,284	9,242	9,213	9,193	9,174
12	10,002	9,972	9,684	9,552	9,432	9,343	9,273	9,231	9,204	9,186
13	10,020	9,982	9,956	9,668	9,538	9,419	9,330	9,260	9,218	9,195
14	10,261	9,995	9,959	9,935	9,648	9,519	9,402	9,313	9,243	9,204
15-19	56,461	54,919	53,169	51,554	50,312	49,223	48,517	47,955	47,337	46,671
15	10,740	10,228	9,964	9,931	9,909	9,624	9,496	9,380	9,292	9,223
16	11,142	10,697	10,188	9,928	9,897	9,876	9,593	9,467	9,353	9,265
17	11,475	11,088	10,648	10,141	9,886	9,856	9,837	9,557	9,433	9,320
18	11,570	11,411	11,028	10,591	10,088	9,836	9,810	9,792	9,516	9,393
19	11,534	11,495	11,341	10,963	10,532	10,031	9,781	9,759	9,743	9,470
20-24	54,308	55,256	55,825	56,020	55,657	54,768	53,315	51,664	50,142	48,977
20	11,393	11,453	11,418	11,269	10,896	10,469	9,972	9,725	9,706	9,692
21	11,211	11,309	11,373	11,342	11,198	10,828	10,405	9,914	9,669	9,653
22	10,934	11,125	11,228	11,296	11,268	11,128	10,760	10,343	9,856	9,613
23	10,610	10,847	11,042	11,150	11,221	11,195	11,056	10,694	10,282	9,798
24	10,160	10,522	10,764	10,963	11,074	11,148	11,122	10,988	10,629	10,221
25-29	44,114	45,867	47,707	49,445	51,033	52,340	53,354	53,986	54,244	53,945
25	9,707	10,074	10,439	10,684	10,885	10,999	11,075	11,052	10,921	10,566
26	9,229	9,624	9,993	10,360	10,608	10,810	10,927	11,005	10,985	10,856
27	8,795	9,150	9,546	9,918	10,287	10,534	10,739	10,858	10,939	10,920
28	8,369	8,720	9,078	9,473	9,848	10,215	10,465	10,671	10,792	10,874
29	8,014	8,299	8,651	9,010	9,405	9,782	10,148	10,400	10,607	10,729
30-34	35,771	36,844	38,059	39,422	40,899	42,543	44,313	46,160	47,906	49,505
30	7,706	7,950	8,237	8,588	8,947	9,343	9,721	10,087	10,339	10,547
31	7,419	7,647	7,892	8,181	8,532	8,890	9,287	9,665	10,030	10,283
32	7,121	7,363	7,594	7,839	8,129	8,481	8,837	9,234	9,612	9,976
33	6,862	7,070	7,313	7,546	7,791	8,082	8,432	8,788	9,184	9,562
34	6,663	6,814	7,023	7,268	7,500	7,747	8,036	8,386	8,741	9,137
35-39	30,718	31,311	32,006	32,803	33,702	34,686	35,772	36,990	38,349	39,827
35	6,480	6,619	6,772	6,980	7,226	7,459	7,705	7,993	8,342	8,699
36	6,294	6,439	6,579	6,731	6,941	7,187	7,420	7,665	7,952	8,303
37	6,108	6,255	6,401	6,541	6,695	6,904	7,150	7,383	7,627	7,916
38	5,964	6,070	6,219	6,366	6,507	6,661	6,869	7,114	7,348	7,594
39	5,872	5,928	6,035	6,185	6,333	6,475	6,628	6,835	7,080	7,315
40-44	27,726	28,117	28,469	28,861	29,310	29,847	30,455	31,155	31,956	32,858
40	5,768	5,835	5,893	6,001	6,152	6,300	6,442	6,594	6,802	7,048
41	5,676	5,733	5,801	5,860	5,969	6,119	6,266	6,408	6,560	6,771
42	5,546	5,640	5,698	5,767	5,827	5,936	6,086	6,233	6,375	6,529
43	5,436	5,510	5,604	5,664	5,733	5,793	5,902	6,051	6,200	6,343
44	5,300	5,399	5,473	5,569	5,629	5,699	5,759	5,869	6,019	6,167

Fuente: Ministerio de Economía, Dirección General de Estadística y Censos.

03- Sonsonate: Estimaciones y proyecciones de la población de ambos sexos por años calendario y edades simples. 2005-2025

Edad	2016	2017	2018	2019	2020	2021	2022	2023	2024	2025
45-49	24,730	25,219	25,666	26,051	26,444	26,834	27,238	27,606	28,008	28,469
45	5,209	5,263	5,363	5,438	5,533	5,595	5,664	5,726	5,836	5,986
46	5,106	5,171	5,226	5,327	5,402	5,497	5,559	5,629	5,692	5,804
47	4,982	5,069	5,135	5,191	5,292	5,367	5,462	5,525	5,596	5,660
48	4,808	4,946	5,033	5,099	5,155	5,256	5,332	5,428	5,491	5,563
49	4,625	4,770	4,909	4,996	5,062	5,119	5,221	5,298	5,393	5,456
50-54	20,588	21,256	21,942	22,608	23,216	23,777	24,275	24,729	25,125	25,528
50	4,463	4,587	4,733	4,871	4,958	5,026	5,083	5,185	5,263	5,357
51	4,308	4,425	4,548	4,694	4,831	4,920	4,989	5,046	5,148	5,226
52	4,126	4,270	4,386	4,509	4,654	4,792	4,881	4,950	5,007	5,110
53	3,928	4,086	4,230	4,346	4,468	4,613	4,751	4,840	4,910	4,967
54	3,763	3,888	4,045	4,188	4,305	4,426	4,571	4,708	4,797	4,868
55-59	16,842	17,249	17,738	18,311	18,925	19,572	20,225	20,901	21,555	22,156
55	3,616	3,724	3,847	4,004	4,146	4,264	4,384	4,529	4,665	4,754
56	3,490	3,576	3,683	3,806	3,963	4,105	4,221	4,341	4,486	4,620
57	3,350	3,450	3,535	3,643	3,765	3,922	4,063	4,179	4,297	4,442
58	3,234	3,308	3,408	3,493	3,601	3,723	3,878	4,019	4,134	4,252
59	3,152	3,191	3,265	3,365	3,450	3,558	3,679	3,833	3,973	4,088
60-64	13,821	14,223	14,611	15,001	15,371	15,745	16,147	16,627	17,182	17,781
60	3,032	3,108	3,147	3,222	3,321	3,406	3,513	3,633	3,786	3,926
61	2,906	2,986	3,063	3,102	3,177	3,276	3,359	3,466	3,585	3,738
62	2,738	2,860	2,940	3,016	3,056	3,131	3,229	3,311	3,417	3,537
63	2,622	2,693	2,814	2,894	2,970	3,010	3,084	3,181	3,263	3,367
64	2,523	2,576	2,647	2,767	2,847	2,922	2,962	3,036	3,131	3,213
65-69	11,148	11,390	11,650	11,928	12,261	12,625	13,013	13,386	13,762	14,115
65	2,430	2,475	2,529	2,601	2,719	2,799	2,872	2,912	2,986	3,079
66	2,335	2,382	2,426	2,481	2,552	2,669	2,748	2,820	2,861	2,934
67	2,227	2,286	2,333	2,378	2,432	2,502	2,617	2,696	2,767	2,808
68	2,121	2,177	2,236	2,283	2,327	2,381	2,449	2,563	2,641	2,712
69	2,035	2,070	2,126	2,185	2,231	2,274	2,327	2,395	2,507	2,582
70-74	8,574	8,821	9,063	9,314	9,538	9,772	9,999	10,243	10,500	10,810
70	1,934	1,981	2,016	2,071	2,129	2,175	2,217	2,270	2,336	2,446
71	1,842	1,878	1,924	1,959	2,012	2,070	2,115	2,156	2,209	2,274
72	1,700	1,784	1,819	1,865	1,899	1,951	2,008	2,052	2,092	2,145
73	1,596	1,641	1,723	1,758	1,803	1,837	1,887	1,944	1,986	2,026
74	1,502	1,537	1,581	1,661	1,695	1,739	1,772	1,821	1,877	1,919
75-79	6,435	6,492	6,555	6,659	6,817	7,003	7,215	7,431	7,650	7,849
75	1,440	1,443	1,476	1,520	1,597	1,631	1,673	1,706	1,754	1,808
76	1,376	1,377	1,382	1,413	1,456	1,531	1,563	1,605	1,638	1,683
77	1,289	1,310	1,311	1,317	1,347	1,389	1,460	1,492	1,533	1,565
78	1,216	1,219	1,240	1,242	1,248	1,277	1,317	1,386	1,417	1,455
79	1,114	1,143	1,146	1,167	1,169	1,175	1,202	1,242	1,308	1,338
80-84	4,006	4,152	4,303	4,433	4,546	4,626	4,682	4,740	4,834	4,968
80	1,008	1,041	1,069	1,072	1,093	1,095	1,101	1,128	1,166	1,227
81	890	934	965	993	996	1,017	1,019	1,025	1,052	1,088
82	784	820	861	890	917	921	940	944	950	975
83	699	718	752	790	817	844	848	865	871	877
84	625	639	656	688	723	749	774	778	795	801
85 y más	3,185	3,333	3,477	3,622	3,778	3,950	4,125	4,309	4,472	4,637

Fuente: Ministerio de Economía, Dirección General de Estadística y Censos.

03- Sonsonate: Estimaciones y proyecciones de la población masculina por años calendario y edades simples. 2005-2025

Edad	2005	2006	2007	2008	2009	2010	2011	2012	2013	2014	2015
Total	218,700	219,959	221,201	222,418	223,847	225,492	227,303	229,246	231,304	233,434	235,604
0-4	26,610	26,004	25,595	25,263	24,913	24,532	24,269	24,063	23,911	23,800	23,717
0	5,229	5,081	5,003	4,932	4,879	4,835	4,808	4,787	4,772	4,761	4,747
1	5,197	5,187	5,042	4,966	4,896	4,844	4,802	4,776	4,756	4,742	4,732
2	5,217	5,187	5,177	5,032	4,956	4,888	4,836	4,795	4,769	4,749	4,735
3	5,354	5,208	5,178	5,168	5,025	4,949	4,882	4,830	4,790	4,764	4,744
4	5,613	5,341	5,195	5,165	5,157	5,016	4,941	4,875	4,824	4,784	4,759
5-9	30,118	29,549	28,701	27,746	26,870	26,203	25,635	25,264	24,972	24,654	24,299
5	5,829	5,593	5,321	5,175	5,147	5,141	5,003	4,929	4,864	4,814	4,775
6	6,016	5,808	5,572	5,301	5,158	5,132	5,128	4,992	4,920	4,855	4,806
7	6,090	5,994	5,787	5,551	5,283	5,143	5,118	5,117	4,982	4,911	4,847
8	6,106	6,068	5,973	5,766	5,533	5,268	5,130	5,107	5,108	4,974	4,904
9	6,077	6,086	6,048	5,953	5,749	5,519	5,256	5,119	5,098	5,100	4,967
10-14	28,916	29,407	29,747	29,901	29,886	29,612	29,087	28,293	27,395	26,567	25,939
10	6,034	6,057	6,066	6,029	5,936	5,735	5,507	5,245	5,110	5,090	5,093
11	5,948	6,013	6,037	6,046	6,012	5,921	5,722	5,496	5,236	5,102	5,083
12	5,834	5,923	5,988	6,013	6,025	5,994	5,905	5,709	5,484	5,226	5,093
13	5,651	5,803	5,893	5,959	5,988	6,003	5,975	5,889	5,695	5,471	5,215
14	5,449	5,611	5,763	5,854	5,925	5,959	5,978	5,954	5,870	5,678	5,455
15-19	23,936	24,618	25,381	26,184	26,971	27,706	28,305	28,766	29,038	29,119	28,926
15	5,221	5,396	5,559	5,712	5,810	5,887	5,926	5,949	5,928	5,847	5,657
16	5,002	5,155	5,332	5,495	5,656	5,762	5,845	5,889	5,915	5,897	5,820
17	4,773	4,922	5,077	5,256	5,427	5,598	5,710	5,799	5,848	5,877	5,862
18	4,566	4,681	4,832	4,988	5,177	5,358	5,536	5,655	5,749	5,802	5,834
19	4,374	4,464	4,581	4,733	4,901	5,101	5,288	5,474	5,598	5,696	5,753
20-24	19,176	19,472	19,838	20,292	20,888	21,605	22,460	23,405	24,408	25,359	26,220
20	4,188	4,266	4,358	4,477	4,641	4,819	5,028	5,221	5,413	5,540	5,642
21	3,992	4,077	4,157	4,251	4,382	4,557	4,744	4,958	5,157	5,353	5,483
22	3,813	3,879	3,966	4,048	4,154	4,296	4,480	4,672	4,892	5,095	5,293
23	3,663	3,700	3,768	3,857	3,951	4,068	4,218	4,408	4,605	4,829	5,034
24	3,520	3,550	3,589	3,659	3,760	3,865	3,990	4,146	4,341	4,542	4,768
25-29	15,738	15,790	15,890	16,050	16,316	16,688	17,150	17,703	18,359	19,117	19,959
25	3,378	3,408	3,440	3,482	3,564	3,675	3,788	3,918	4,080	4,279	4,482
26	3,239	3,270	3,302	3,336	3,390	3,482	3,600	3,719	3,854	4,018	4,220
27	3,125	3,136	3,169	3,202	3,247	3,311	3,411	3,533	3,658	3,795	3,962
28	3,039	3,028	3,041	3,076	3,118	3,172	3,243	3,349	3,474	3,603	3,742
29	2,957	2,948	2,938	2,954	2,997	3,048	3,108	3,184	3,293	3,422	3,553
30-34	13,684	13,682	13,684	13,673	13,710	13,808	13,979	14,213	14,529	14,917	15,385
30	2,885	2,873	2,866	2,858	2,882	2,932	2,989	3,054	3,134	3,244	3,376
31	2,801	2,809	2,798	2,793	2,792	2,824	2,879	2,939	3,008	3,090	3,201
32	2,733	2,731	2,740	2,732	2,733	2,739	2,775	2,833	2,897	2,967	3,051
33	2,659	2,669	2,668	2,678	2,676	2,684	2,694	2,733	2,793	2,859	2,931
34	2,606	2,600	2,612	2,612	2,627	2,629	2,642	2,654	2,697	2,757	2,826
35-39	12,021	12,146	12,236	12,298	12,341	12,401	12,470	12,558	12,642	12,758	12,913
35	2,552	2,552	2,548	2,561	2,565	2,584	2,590	2,606	2,620	2,664	2,725
36	2,491	2,502	2,503	2,500	2,517	2,525	2,547	2,556	2,573	2,589	2,634
37	2,407	2,445	2,457	2,458	2,460	2,480	2,491	2,515	2,526	2,544	2,561
38	2,323	2,364	2,403	2,415	2,420	2,425	2,448	2,462	2,487	2,499	2,518
39	2,248	2,283	2,325	2,364	2,379	2,387	2,394	2,419	2,436	2,462	2,475
40-44	10,071	10,277	10,486	10,700	10,908	11,096	11,261	11,400	11,524	11,623	11,728
40	2,179	2,210	2,245	2,288	2,329	2,347	2,357	2,366	2,394	2,412	2,439
41	2,095	2,142	2,174	2,209	2,254	2,298	2,318	2,330	2,341	2,371	2,390
42	2,005	2,060	2,107	2,140	2,177	2,224	2,270	2,292	2,305	2,317	2,348
43	1,930	1,970	2,025	2,072	2,108	2,148	2,196	2,243	2,267	2,281	2,294
44	1,862	1,895	1,935	1,991	2,040	2,079	2,120	2,169	2,217	2,242	2,257

Fuente: Ministerio de Economía, Dirección General de Estadística y Censos.

03- Sonsonate: Estimaciones y proyecciones de la población masculina por años calendario y edades simples. 2005-2025

Edad	2005	2006	2007	2008	2009	2010	2011	2012	2013	2014	2015
45-49	8,489	8,593	8,712	8,864	9,062	9,284	9,522	9,768	10,020	10,261	10,475
45	1,804	1,829	1,862	1,902	1,961	2,011	2,052	2,094	2,145	2,193	2,219
46	1,740	1,771	1,797	1,830	1,873	1,933	1,985	2,027	2,070	2,122	2,169
47	1,690	1,709	1,741	1,767	1,802	1,847	1,908	1,961	2,004	2,048	2,100
48	1,653	1,660	1,680	1,712	1,740	1,777	1,823	1,885	1,938	1,982	2,026
49	1,602	1,624	1,632	1,653	1,686	1,716	1,754	1,801	1,863	1,916	1,961
50-54	7,175	7,293	7,427	7,554	7,688	7,813	7,944	8,088	8,271	8,489	8,722
50	1,547	1,574	1,597	1,605	1,628	1,662	1,693	1,732	1,780	1,842	1,895
51	1,472	1,520	1,547	1,571	1,580	1,605	1,640	1,671	1,710	1,759	1,820
52	1,425	1,445	1,493	1,520	1,546	1,556	1,582	1,618	1,649	1,688	1,737
53	1,383	1,398	1,419	1,466	1,494	1,521	1,532	1,559	1,596	1,627	1,666
54	1,348	1,356	1,371	1,392	1,440	1,469	1,497	1,508	1,536	1,573	1,604
55-59	6,122	6,191	6,257	6,331	6,413	6,526	6,656	6,804	6,947	7,099	7,237
55	1,309	1,320	1,330	1,345	1,366	1,415	1,445	1,472	1,485	1,513	1,550
56	1,262	1,282	1,294	1,304	1,320	1,341	1,391	1,422	1,449	1,462	1,490
57	1,220	1,236	1,256	1,268	1,279	1,296	1,317	1,368	1,399	1,427	1,440
58	1,186	1,193	1,210	1,230	1,243	1,255	1,272	1,294	1,344	1,376	1,404
59	1,145	1,160	1,167	1,184	1,205	1,219	1,231	1,248	1,270	1,321	1,353
60-64	5,049	5,124	5,218	5,308	5,397	5,472	5,555	5,633	5,722	5,814	5,932
60	1,109	1,118	1,133	1,141	1,158	1,180	1,195	1,207	1,224	1,247	1,297
61	1,044	1,082	1,091	1,107	1,115	1,133	1,156	1,171	1,184	1,201	1,223
62	998	1,017	1,055	1,065	1,081	1,089	1,108	1,131	1,147	1,160	1,177
63	960	973	992	1,029	1,040	1,056	1,065	1,084	1,107	1,123	1,136
64	938	934	947	966	1,003	1,014	1,031	1,040	1,060	1,083	1,099
65-69	4,254	4,286	4,295	4,307	4,340	4,405	4,485	4,586	4,682	4,776	4,857
65	919	911	908	921	941	978	989	1,006	1,016	1,036	1,058
66	885	892	884	882	895	916	952	964	981	991	1,011
67	860	858	866	859	857	871	891	928	940	957	967
68	820	833	832	840	834	832	846	867	903	915	932
69	770	792	805	805	813	808	807	821	842	877	889
70-74	3,138	3,211	3,301	3,395	3,478	3,545	3,582	3,601	3,623	3,666	3,733
70	714	741	763	776	776	785	781	780	794	814	849
71	660	685	712	733	747	747	756	752	752	767	786
72	622	631	657	683	703	717	717	726	724	724	738
73	589	594	603	628	653	672	686	687	696	695	695
74	553	560	566	575	599	624	642	656	657	666	665
75-79	2,111	2,189	2,260	2,320	2,368	2,422	2,489	2,565	2,646	2,718	2,776
75	515	525	532	538	548	571	595	613	626	628	636
76	467	488	498	505	510	520	542	565	583	595	597
77	419	439	459	469	476	481	490	511	533	551	562
78	376	391	410	429	438	445	450	459	479	500	517
79	334	346	361	379	396	405	412	417	425	444	464
80-84	1,112	1,137	1,186	1,246	1,315	1,379	1,435	1,486	1,530	1,569	1,610
80	285	305	316	330	347	363	371	378	383	391	408
81	241	258	276	287	300	315	330	338	344	349	357
82	212	216	232	249	259	270	284	298	306	312	316
83	190	189	193	208	223	232	242	255	268	276	281
84	184	169	169	172	186	199	208	217	229	241	248
85 y más	980	990	987	986	983	995	1,019	1,050	1,085	1,128	1,176

Fuente: Ministerio de Economía, Dirección General de Estadística y Censos.

03- Sonsonate: Estimaciones y proyecciones de la población masculina por años calendario y edades simples. 2005-2025

Edad	2016	2017	2018	2019	2020	2021	2022	2023	2024	2025
Total	237,804	240,028	242,257	244,492	246,703	248,873	250,986	253,070	255,177	257,279
0-4	23,647	23,580	23,501	23,407	23,288	23,143	22,974	22,793	22,647	22,534
0	4,733	4,714	4,688	4,660	4,624	4,583	4,539	4,502	4,509	4,507
1	4,720	4,706	4,688	4,663	4,636	4,601	4,561	4,518	4,482	4,489
2	4,725	4,714	4,700	4,682	4,657	4,631	4,596	4,556	4,513	4,477
3	4,730	4,720	4,709	4,696	4,678	4,653	4,627	4,592	4,553	4,510
4	4,739	4,726	4,716	4,706	4,693	4,675	4,651	4,625	4,590	4,551
5-9	24,055	23,862	23,725	23,627	23,556	23,497	23,436	23,365	23,279	23,170
5	4,750	4,731	4,719	4,709	4,699	4,686	4,669	4,646	4,620	4,585
6	4,768	4,743	4,726	4,714	4,704	4,694	4,681	4,665	4,642	4,617
7	4,799	4,761	4,737	4,721	4,709	4,699	4,689	4,676	4,661	4,639
8	4,840	4,793	4,755	4,732	4,716	4,705	4,695	4,685	4,673	4,658
9	4,898	4,834	4,788	4,751	4,728	4,713	4,702	4,693	4,683	4,671
10-14	25,405	25,062	24,791	24,493	24,150	23,918	23,738	23,609	23,519	23,459
10	4,961	4,892	4,829	4,783	4,746	4,724	4,709	4,699	4,690	4,681
11	5,087	4,955	4,886	4,824	4,778	4,742	4,720	4,705	4,696	4,687
12	5,075	5,080	4,949	4,881	4,819	4,773	4,737	4,715	4,701	4,693
13	5,082	5,065	5,073	4,942	4,875	4,813	4,767	4,731	4,709	4,697
14	5,200	5,070	5,054	5,063	4,932	4,866	4,805	4,759	4,723	4,701
15-19	28,465	27,727	26,879	26,093	25,508	25,008	24,691	24,442	24,162	23,837
15	5,436	5,183	5,054	5,039	5,050	4,919	4,854	4,794	4,748	4,713
16	5,632	5,413	5,162	5,035	5,021	5,033	4,902	4,839	4,780	4,734
17	5,787	5,602	5,386	5,137	5,012	4,998	5,011	4,882	4,820	4,762
18	5,822	5,751	5,567	5,353	5,107	4,984	4,972	4,985	4,858	4,797
19	5,788	5,778	5,710	5,529	5,318	5,074	4,952	4,942	4,956	4,831
20-24	26,928	27,474	27,820	27,971	27,838	27,436	26,751	25,962	25,230	24,691
20	5,702	5,740	5,732	5,667	5,489	5,280	5,039	4,918	4,910	4,925
21	5,589	5,651	5,691	5,685	5,623	5,447	5,240	5,003	4,883	4,877
22	5,427	5,535	5,600	5,642	5,637	5,578	5,403	5,199	4,965	4,847
23	5,235	5,371	5,481	5,549	5,592	5,589	5,530	5,359	5,158	4,926
24	4,975	5,177	5,316	5,428	5,497	5,542	5,539	5,483	5,314	5,116
25-29	20,903	21,917	22,971	23,963	24,861	25,601	26,177	26,552	26,737	26,643
25	4,709	4,917	5,121	5,262	5,374	5,445	5,491	5,489	5,435	5,269
26	4,426	4,653	4,862	5,066	5,209	5,321	5,394	5,441	5,441	5,388
27	4,164	4,372	4,600	4,810	5,015	5,157	5,270	5,343	5,393	5,393
28	3,910	4,113	4,322	4,550	4,761	4,964	5,107	5,220	5,295	5,345
29	3,694	3,862	4,066	4,275	4,502	4,714	4,915	5,059	5,173	5,248
30-34	15,920	16,528	17,222	18,009	18,866	19,814	20,829	21,874	22,857	23,748
30	3,508	3,651	3,819	4,023	4,231	4,458	4,670	4,870	5,014	5,128
31	3,335	3,468	3,611	3,780	3,984	4,191	4,417	4,629	4,828	4,972
32	3,163	3,298	3,432	3,574	3,744	3,947	4,153	4,379	4,590	4,788
33	3,015	3,128	3,264	3,399	3,540	3,710	3,912	4,117	4,342	4,553
34	2,899	2,983	3,096	3,233	3,367	3,508	3,677	3,879	4,083	4,307
35-39	13,130	13,406	13,745	14,152	14,633	15,177	15,784	16,472	17,249	18,094
35	2,796	2,869	2,954	3,066	3,204	3,338	3,478	3,646	3,847	4,052
36	2,697	2,768	2,841	2,926	3,039	3,177	3,310	3,449	3,616	3,818
37	2,607	2,672	2,742	2,815	2,901	3,013	3,151	3,284	3,422	3,589
38	2,536	2,583	2,648	2,719	2,792	2,878	2,989	3,126	3,260	3,398
39	2,494	2,514	2,560	2,626	2,697	2,771	2,856	2,967	3,104	3,237
40-44	11,833	11,949	12,052	12,186	12,356	12,581	12,859	13,200	13,606	14,084
40	2,452	2,472	2,492	2,539	2,605	2,676	2,750	2,834	2,946	3,082
41	2,417	2,431	2,451	2,472	2,519	2,584	2,655	2,729	2,813	2,926
42	2,367	2,396	2,410	2,431	2,452	2,499	2,564	2,635	2,709	2,793
43	2,326	2,346	2,375	2,390	2,411	2,432	2,479	2,543	2,615	2,689
44	2,271	2,304	2,324	2,354	2,369	2,390	2,411	2,459	2,523	2,594

Fuente: Ministerio de Economía, Dirección General de Estadística y Censos.

03- Sonsonate: Estimaciones y proyecciones de la población masculina por años calendario y edades simples. 2005-2025

Edad	2016	2017	2018	2019	2020	2021	2022	2023	2024	2025
45-49	10,660	10,818	10,959	11,072	11,188	11,302	11,424	11,535	11,673	11,846
45	2,235	2,249	2,283	2,303	2,333	2,348	2,369	2,391	2,439	2,503
46	2,196	2,212	2,227	2,261	2,281	2,311	2,326	2,348	2,370	2,419
47	2,147	2,174	2,191	2,206	2,240	2,260	2,290	2,306	2,328	2,350
48	2,078	2,126	2,153	2,170	2,185	2,219	2,240	2,270	2,286	2,308
49	2,004	2,057	2,105	2,132	2,149	2,164	2,199	2,220	2,250	2,266
50-54	8,969	9,220	9,473	9,715	9,930	10,119	10,280	10,422	10,540	10,659
50	1,939	1,983	2,036	2,084	2,111	2,129	2,144	2,178	2,200	2,229
51	1,874	1,918	1,961	2,014	2,062	2,090	2,108	2,123	2,157	2,179
52	1,798	1,852	1,896	1,939	1,991	2,040	2,068	2,086	2,101	2,135
53	1,715	1,775	1,829	1,873	1,916	1,968	2,016	2,044	2,063	2,078
54	1,643	1,692	1,751	1,805	1,850	1,892	1,944	1,991	2,019	2,038
55-59	7,371	7,517	7,698	7,914	8,146	8,388	8,630	8,877	9,112	9,322
55	1,581	1,620	1,668	1,727	1,781	1,826	1,867	1,919	1,966	1,994
56	1,527	1,558	1,596	1,644	1,704	1,757	1,801	1,842	1,894	1,940
57	1,467	1,504	1,535	1,574	1,621	1,681	1,733	1,777	1,817	1,869
58	1,416	1,443	1,480	1,512	1,551	1,597	1,656	1,708	1,752	1,792
59	1,380	1,392	1,419	1,457	1,489	1,527	1,573	1,631	1,683	1,727
60-64	6,066	6,212	6,355	6,503	6,638	6,774	6,919	7,096	7,302	7,525
60	1,329	1,356	1,368	1,396	1,433	1,465	1,503	1,548	1,606	1,658
61	1,273	1,304	1,332	1,344	1,372	1,409	1,440	1,478	1,522	1,581
62	1,199	1,248	1,280	1,307	1,319	1,347	1,384	1,414	1,452	1,497
63	1,153	1,175	1,224	1,256	1,283	1,295	1,322	1,359	1,389	1,426
64	1,112	1,129	1,151	1,200	1,231	1,258	1,270	1,297	1,333	1,363
65-69	4,941	5,023	5,112	5,204	5,321	5,449	5,590	5,723	5,863	5,989
65	1,074	1,087	1,105	1,127	1,175	1,206	1,232	1,244	1,271	1,306
66	1,033	1,050	1,062	1,080	1,102	1,149	1,180	1,205	1,218	1,244
67	986	1,009	1,026	1,038	1,056	1,077	1,123	1,154	1,179	1,191
68	942	961	984	1,001	1,013	1,031	1,051	1,096	1,127	1,151
69	906	916	935	958	975	986	1,004	1,024	1,068	1,097
70-74	3,812	3,906	3,995	4,084	4,163	4,245	4,321	4,402	4,486	4,591
70	861	878	888	907	929	946	957	975	994	1,037
71	820	832	849	859	877	899	916	926	944	963
72	757	790	802	819	829	846	868	884	894	912
73	709	727	759	771	788	798	814	836	851	861
74	665	679	697	728	740	756	766	781	803	818
75-79	2,812	2,832	2,856	2,897	2,960	3,031	3,110	3,188	3,264	3,329
75	636	636	649	667	697	709	724	734	749	769
76	605	605	606	618	636	665	676	691	701	714
77	564	572	572	574	586	603	630	641	656	665
78	527	529	537	538	540	551	567	593	604	617
79	480	490	492	500	501	503	513	529	554	564
80-84	1,661	1,719	1,778	1,830	1,876	1,908	1,929	1,951	1,987	2,038
80	427	442	452	454	462	463	465	475	490	513
81	372	390	404	414	416	424	425	427	437	451
82	324	338	354	367	377	379	386	388	390	399
83	285	292	305	320	332	342	344	350	353	355
84	253	257	263	275	289	300	309	311	317	320
85 y más	1,226	1,276	1,325	1,372	1,425	1,482	1,544	1,607	1,664	1,720

Fuente: Ministerio de Economía, Dirección General de Estadística y Censos.

03- Sonsonate: Estimaciones y proyecciones de la población femenina por años calendario y edades simples. 2005-2025

Edad	2005	2006	2007	2008	2009	2010	2011	2012	2013	2014	2015
Total	240,467	242,295	244,073	245,800	247,728	249,771	251,936	254,226	256,582	259,009	261,477
0-4	25,830	25,147	24,668	24,274	23,868	23,472	23,222	23,029	22,885	22,779	22,699
0	5,019	4,848	4,773	4,707	4,656	4,615	4,590	4,572	4,556	4,545	4,532
1	5,047	4,996	4,826	4,753	4,687	4,637	4,597	4,573	4,555	4,540	4,529
2	5,072	5,038	4,987	4,817	4,744	4,679	4,630	4,591	4,567	4,549	4,534
3	5,214	5,064	5,030	4,979	4,811	4,738	4,674	4,625	4,587	4,563	4,545
4	5,478	5,201	5,052	5,018	4,970	4,803	4,731	4,668	4,620	4,582	4,559
5-9	29,613	28,988	28,089	27,091	26,187	25,460	24,813	24,372	24,015	23,640	23,270
5	5,703	5,458	5,181	5,032	5,002	4,956	4,791	4,720	4,658	4,611	4,574
6	5,902	5,683	5,438	5,162	5,016	4,987	4,943	4,780	4,711	4,649	4,603
7	5,990	5,881	5,662	5,417	5,145	5,001	4,973	4,932	4,770	4,702	4,641
8	6,018	5,969	5,860	5,641	5,400	5,130	4,988	4,962	4,923	4,763	4,696
9	6,000	5,997	5,948	5,839	5,624	5,386	5,118	4,978	4,953	4,915	4,756
10-14	28,783	29,171	29,434	29,522	29,445	29,109	28,526	27,680	26,741	25,879	25,189
10	5,966	5,979	5,977	5,928	5,822	5,609	5,373	5,108	4,969	4,945	4,908
11	5,892	5,944	5,958	5,956	5,910	5,806	5,596	5,361	5,097	4,959	4,936
12	5,797	5,869	5,921	5,935	5,936	5,892	5,791	5,583	5,349	5,086	4,949
13	5,643	5,769	5,841	5,894	5,911	5,915	5,873	5,775	5,568	5,337	5,074
14	5,485	5,610	5,737	5,809	5,866	5,887	5,893	5,853	5,758	5,552	5,322
15-19	25,009	25,511	26,073	26,684	27,287	27,849	28,306	28,646	28,812	28,806	28,529
15	5,313	5,445	5,570	5,698	5,775	5,836	5,859	5,869	5,831	5,738	5,533
16	5,154	5,265	5,397	5,523	5,657	5,738	5,803	5,828	5,841	5,805	5,714
17	4,988	5,099	5,210	5,343	5,475	5,613	5,698	5,767	5,794	5,811	5,778
18	4,844	4,925	5,037	5,149	5,289	5,426	5,568	5,657	5,730	5,760	5,779
19	4,710	4,777	4,859	4,971	5,091	5,236	5,378	5,525	5,616	5,692	5,725
20-24	21,614	21,884	22,187	22,538	22,978	23,484	24,084	24,759	25,495	26,197	26,849
20	4,580	4,640	4,708	4,790	4,910	5,036	5,186	5,332	5,483	5,577	5,656
21	4,435	4,510	4,570	4,639	4,729	4,855	4,986	5,140	5,290	5,444	5,541
22	4,303	4,366	4,441	4,502	4,579	4,675	4,806	4,941	5,099	5,251	5,408
23	4,199	4,235	4,298	4,374	4,443	4,526	4,627	4,762	4,900	5,061	5,216
24	4,097	4,133	4,170	4,233	4,317	4,392	4,479	4,584	4,723	4,864	5,028
25-29	18,974	19,146	19,335	19,550	19,830	20,152	20,515	20,930	21,407	21,949	22,538
25	3,988	4,033	4,070	4,108	4,179	4,268	4,347	4,439	4,547	4,689	4,832
26	3,872	3,927	3,973	4,010	4,056	4,132	4,226	4,309	4,403	4,514	4,658
27	3,778	3,812	3,868	3,915	3,960	4,010	4,091	4,189	4,275	4,372	4,484
28	3,707	3,721	3,756	3,813	3,867	3,916	3,971	4,055	4,157	4,245	4,344
29	3,629	3,653	3,668	3,704	3,768	3,826	3,880	3,938	4,025	4,129	4,220
30-34	16,950	17,116	17,286	17,428	17,602	17,811	18,063	18,345	18,667	19,031	19,427
30	3,558	3,578	3,603	3,619	3,661	3,730	3,791	3,849	3,910	3,999	4,105
31	3,465	3,510	3,531	3,557	3,579	3,625	3,698	3,763	3,823	3,886	3,977
32	3,389	3,420	3,465	3,487	3,519	3,545	3,595	3,670	3,738	3,800	3,865
33	3,301	3,347	3,379	3,424	3,452	3,488	3,517	3,570	3,648	3,717	3,781
34	3,237	3,261	3,308	3,341	3,391	3,423	3,462	3,493	3,548	3,629	3,699
35-39	14,901	15,193	15,443	15,668	15,873	16,094	16,322	16,568	16,793	17,030	17,292
35	3,170	3,201	3,225	3,273	3,311	3,364	3,400	3,441	3,474	3,530	3,612
36	3,092	3,136	3,167	3,192	3,245	3,286	3,342	3,380	3,423	3,457	3,515
37	2,984	3,059	3,103	3,135	3,164	3,220	3,264	3,323	3,362	3,407	3,442
38	2,877	2,952	3,027	3,072	3,108	3,140	3,198	3,245	3,306	3,346	3,392
39	2,778	2,845	2,921	2,996	3,045	3,084	3,118	3,179	3,228	3,290	3,331
40-44	12,361	12,708	13,064	13,435	13,813	14,166	14,506	14,815	15,107	15,365	15,631
40	2,688	2,747	2,814	2,891	2,969	3,020	3,062	3,098	3,161	3,211	3,274
41	2,576	2,656	2,715	2,783	2,864	2,944	2,998	3,043	3,080	3,144	3,195
42	2,460	2,544	2,625	2,684	2,755	2,839	2,921	2,978	3,024	3,062	3,127
43	2,363	2,428	2,512	2,594	2,657	2,730	2,816	2,901	2,959	3,006	3,045
44	2,274	2,333	2,398	2,483	2,568	2,633	2,709	2,795	2,883	2,942	2,990

Fuente: Ministerio de Economía, Dirección General de Estadística y Censos.

03- Sonsonate: Estimaciones y proyecciones de la población femenina por años calendario y edades simples. 2005-2025

Edad	2005	2006	2007	2008	2009	2010	2011	2012	2013	2014	2015
45-49	10,339	10,527	10,739	10,999	11,321	11,681	12,064	12,466	12,888	13,308	13,700
45	2,201	2,244	2,304	2,369	2,458	2,544	2,611	2,689	2,777	2,866	2,926
46	2,120	2,173	2,217	2,277	2,345	2,436	2,523	2,592	2,671	2,761	2,850
47	2,058	2,093	2,147	2,191	2,253	2,323	2,416	2,504	2,574	2,654	2,745
48	2,013	2,031	2,067	2,121	2,168	2,232	2,303	2,398	2,486	2,558	2,638
49	1,947	1,986	2,004	2,041	2,097	2,146	2,211	2,283	2,380	2,469	2,541
50-54	8,640	8,848	9,072	9,285	9,505	9,717	9,936	10,181	10,478	10,833	11,217
50	1,876	1,920	1,960	1,978	2,017	2,075	2,125	2,191	2,265	2,362	2,452
51	1,779	1,849	1,894	1,934	1,955	1,995	2,054	2,106	2,172	2,247	2,345
52	1,715	1,754	1,824	1,869	1,911	1,933	1,975	2,035	2,088	2,155	2,230
53	1,660	1,690	1,729	1,799	1,846	1,890	1,913	1,956	2,016	2,070	2,138
54	1,610	1,635	1,665	1,705	1,776	1,824	1,869	1,893	1,937	1,999	2,052
55-59	7,246	7,386	7,526	7,678	7,846	8,052	8,281	8,530	8,769	9,008	9,235
55	1,558	1,586	1,611	1,641	1,683	1,755	1,804	1,850	1,874	1,919	1,981
56	1,498	1,534	1,562	1,588	1,619	1,663	1,735	1,785	1,831	1,856	1,901
57	1,443	1,473	1,510	1,538	1,566	1,598	1,643	1,716	1,765	1,812	1,837
58	1,399	1,419	1,449	1,486	1,515	1,544	1,577	1,623	1,696	1,745	1,792
59	1,348	1,374	1,394	1,425	1,463	1,492	1,522	1,556	1,603	1,676	1,724
60-64	5,918	6,037	6,185	6,334	6,491	6,636	6,790	6,950	7,120	7,301	7,520
60	1,302	1,323	1,349	1,369	1,402	1,440	1,469	1,500	1,535	1,582	1,655
61	1,223	1,276	1,297	1,323	1,345	1,379	1,417	1,447	1,478	1,513	1,561
62	1,167	1,197	1,250	1,272	1,298	1,321	1,356	1,394	1,425	1,456	1,491
63	1,125	1,142	1,172	1,224	1,247	1,274	1,298	1,334	1,371	1,402	1,434
64	1,101	1,099	1,117	1,146	1,199	1,222	1,250	1,275	1,311	1,348	1,379
65-69	5,053	5,092	5,109	5,129	5,184	5,284	5,412	5,569	5,728	5,896	6,048
65	1,083	1,074	1,073	1,091	1,121	1,174	1,198	1,227	1,251	1,288	1,325
66	1,047	1,056	1,049	1,048	1,067	1,097	1,150	1,175	1,203	1,228	1,265
67	1,021	1,020	1,029	1,023	1,023	1,043	1,072	1,126	1,150	1,179	1,204
68	977	993	992	1,002	997	998	1,019	1,047	1,101	1,125	1,154
69	925	949	966	965	976	972	973	994	1,023	1,076	1,100
70-74	3,821	3,927	4,042	4,164	4,268	4,351	4,400	4,434	4,468	4,532	4,635
70	863	897	921	938	937	949	946	948	969	998	1,049
71	802	835	868	892	910	909	922	920	922	942	971
72	758	774	807	839	862	881	880	894	892	894	915
73	720	729	745	778	810	832	851	851	864	864	866
74	678	692	701	717	749	780	801	821	821	834	834
75-79	2,613	2,728	2,833	2,923	3,002	3,085	3,182	3,287	3,398	3,493	3,571
75	632	649	663	672	688	718	750	770	790	790	803
76	576	602	619	633	643	658	687	719	738	758	758
77	519	547	573	589	603	612	627	655	686	705	724
78	468	490	517	542	558	571	580	595	622	652	670
79	418	440	461	487	510	526	538	548	562	588	616
80-84	1,433	1,485	1,572	1,672	1,781	1,884	1,974	2,057	2,130	2,195	2,264
80	360	391	413	432	457	479	494	506	516	529	554
81	307	334	363	384	402	425	446	461	472	482	495
82	273	283	308	335	355	372	393	414	428	438	448
83	249	250	260	283	308	326	342	362	382	395	404
84	244	227	228	238	259	282	299	314	332	351	363
85 y más	1,369	1,401	1,416	1,426	1,447	1,484	1,540	1,608	1,681	1,767	1,863

Fuente: Ministerio de Economía, Dirección General de Estadística y Censos.

03- Sonsonate: Estimaciones y proyecciones de la población femenina por años calendario y edades simples. 2005-2025

Edad	2016	2017	2018	2019	2020	2021	2022	2023	2024	2025
Total	263,976	266,512	269,047	271,577	274,075	276,556	278,978	281,384	283,785	286,209
0-4	22,632	22,569	22,494	22,406	22,295	22,155	21,992	21,818	21,677	21,569
0	4,521	4,504	4,478	4,452	4,418	4,380	4,337	4,302	4,309	4,308
1	4,517	4,507	4,490	4,465	4,439	4,405	4,368	4,325	4,290	4,298
2	4,523	4,512	4,502	4,485	4,460	4,434	4,401	4,364	4,321	4,286
3	4,530	4,519	4,508	4,499	4,482	4,457	4,431	4,398	4,361	4,318
4	4,541	4,527	4,516	4,505	4,496	4,479	4,455	4,429	4,396	4,359
5-9	23,038	22,857	22,728	22,635	22,565	22,508	22,449	22,380	22,299	22,198
5	4,551	4,534	4,521	4,510	4,499	4,490	4,474	4,451	4,425	4,392
6	4,567	4,544	4,529	4,516	4,505	4,494	4,485	4,470	4,447	4,422
7	4,595	4,560	4,538	4,524	4,511	4,500	4,489	4,480	4,466	4,444
8	4,635	4,590	4,555	4,534	4,520	4,508	4,497	4,486	4,478	4,464
9	4,690	4,629	4,585	4,551	4,530	4,516	4,504	4,493	4,483	4,476
10-14	24,576	24,161	23,825	23,469	23,115	22,897	22,730	22,607	22,519	22,462
10	4,750	4,684	4,624	4,581	4,547	4,526	4,512	4,500	4,490	4,481
11	4,900	4,743	4,678	4,619	4,576	4,542	4,522	4,508	4,497	4,487
12	4,927	4,892	4,735	4,671	4,613	4,570	4,536	4,516	4,503	4,493
13	4,938	4,917	4,883	4,726	4,663	4,606	4,563	4,529	4,509	4,498
14	5,061	4,925	4,905	4,872	4,716	4,653	4,597	4,554	4,520	4,503
15-19	27,996	27,192	26,290	25,461	24,804	24,215	23,826	23,513	23,175	22,834
15	5,304	5,045	4,910	4,892	4,859	4,705	4,642	4,586	4,544	4,510
16	5,510	5,284	5,026	4,893	4,876	4,843	4,691	4,628	4,573	4,531
17	5,688	5,486	5,262	5,004	4,874	4,858	4,826	4,675	4,613	4,558
18	5,748	5,660	5,461	5,238	4,981	4,852	4,838	4,807	4,658	4,596
19	5,746	5,717	5,631	5,434	5,214	4,957	4,829	4,817	4,787	4,639
20-24	27,380	27,782	28,005	28,049	27,819	27,332	26,564	25,702	24,912	24,286
20	5,691	5,713	5,686	5,602	5,407	5,189	4,933	4,807	4,796	4,767
21	5,622	5,658	5,682	5,657	5,575	5,381	5,165	4,911	4,786	4,776
22	5,507	5,590	5,628	5,654	5,631	5,550	5,357	5,144	4,891	4,766
23	5,375	5,476	5,561	5,601	5,629	5,606	5,526	5,335	5,124	4,872
24	5,185	5,345	5,448	5,535	5,577	5,606	5,583	5,505	5,315	5,105
25-29	23,211	23,950	24,736	25,482	26,172	26,739	27,177	27,434	27,507	27,302
25	4,998	5,157	5,318	5,422	5,511	5,554	5,584	5,563	5,486	5,297
26	4,803	4,971	5,131	5,294	5,399	5,489	5,533	5,564	5,544	5,468
27	4,631	4,778	4,946	5,108	5,272	5,377	5,469	5,515	5,546	5,527
28	4,459	4,607	4,756	4,923	5,087	5,251	5,358	5,451	5,497	5,529
29	4,320	4,437	4,585	4,735	4,903	5,068	5,233	5,341	5,434	5,481
30-34	19,851	20,316	20,837	21,413	22,033	22,729	23,484	24,286	25,049	25,757
30	4,198	4,299	4,418	4,565	4,716	4,885	5,051	5,217	5,325	5,419
31	4,084	4,179	4,281	4,401	4,548	4,699	4,870	5,036	5,202	5,311
32	3,958	4,065	4,162	4,265	4,385	4,534	4,684	4,855	5,022	5,188
33	3,847	3,942	4,049	4,147	4,251	4,372	4,520	4,671	4,842	5,009
34	3,764	3,831	3,927	4,035	4,133	4,239	4,359	4,507	4,658	4,830
35-39	17,588	17,905	18,261	18,651	19,069	19,509	19,988	20,518	21,100	21,733
35	3,684	3,750	3,818	3,914	4,022	4,121	4,227	4,347	4,495	4,647
36	3,597	3,671	3,738	3,805	3,902	4,010	4,110	4,216	4,336	4,485
37	3,501	3,583	3,659	3,726	3,794	3,891	3,999	4,099	4,205	4,327
38	3,428	3,487	3,571	3,647	3,715	3,783	3,880	3,988	4,088	4,196
39	3,378	3,414	3,475	3,559	3,636	3,704	3,772	3,868	3,976	4,078
40-44	15,893	16,168	16,417	16,675	16,954	17,266	17,596	17,955	18,350	18,774
40	3,316	3,363	3,401	3,462	3,547	3,624	3,692	3,760	3,856	3,966
41	3,259	3,302	3,350	3,388	3,450	3,535	3,611	3,679	3,747	3,845
42	3,179	3,244	3,288	3,336	3,375	3,437	3,522	3,598	3,666	3,736
43	3,110	3,164	3,229	3,274	3,322	3,361	3,423	3,508	3,585	3,654
44	3,029	3,095	3,149	3,215	3,260	3,309	3,348	3,410	3,496	3,573

Fuente: Ministerio de Economía, Dirección General de Estadística y Censos.

03- Sonsonate: Estimaciones y proyecciones de la población femenina por años calendario y edades simples. 2005-2025

Edad	2016	2017	2018	2019	2020	2021	2022	2023	2024	2025
45-49	14,070	14,401	14,707	14,979	15,256	15,532	15,814	16,071	16,335	16,623
45	2,974	3,014	3,080	3,135	3,200	3,247	3,295	3,335	3,397	3,483
46	2,910	2,959	2,999	3,066	3,121	3,186	3,233	3,281	3,322	3,385
47	2,835	2,895	2,944	2,985	3,052	3,107	3,172	3,219	3,268	3,310
48	2,730	2,820	2,880	2,929	2,970	3,037	3,092	3,158	3,205	3,255
49	2,621	2,713	2,804	2,864	2,913	2,955	3,022	3,078	3,143	3,190
50-54	11,619	12,036	12,469	12,893	13,286	13,658	13,995	14,307	14,585	14,869
50	2,524	2,604	2,697	2,787	2,847	2,897	2,939	3,007	3,063	3,128
51	2,434	2,507	2,587	2,680	2,769	2,830	2,881	2,923	2,991	3,047
52	2,328	2,418	2,490	2,570	2,663	2,752	2,813	2,864	2,906	2,975
53	2,213	2,311	2,401	2,473	2,552	2,645	2,735	2,796	2,847	2,889
54	2,120	2,196	2,294	2,383	2,455	2,534	2,627	2,717	2,778	2,830
55-59	9,471	9,732	10,040	10,397	10,779	11,184	11,595	12,024	12,443	12,834
55	2,035	2,104	2,179	2,277	2,365	2,438	2,517	2,610	2,699	2,760
56	1,963	2,018	2,087	2,162	2,259	2,348	2,420	2,499	2,592	2,680
57	1,883	1,946	2,000	2,069	2,144	2,241	2,330	2,402	2,480	2,573
58	1,818	1,865	1,928	1,981	2,050	2,126	2,222	2,311	2,382	2,460
59	1,772	1,799	1,846	1,908	1,961	2,031	2,106	2,202	2,290	2,361
60-64	7,755	8,011	8,256	8,498	8,733	8,971	9,228	9,531	9,880	10,256
60	1,703	1,752	1,779	1,826	1,888	1,941	2,010	2,085	2,180	2,268
61	1,633	1,682	1,731	1,758	1,805	1,867	1,919	1,988	2,063	2,157
62	1,539	1,612	1,660	1,709	1,737	1,784	1,845	1,897	1,965	2,040
63	1,469	1,518	1,590	1,638	1,687	1,715	1,762	1,822	1,874	1,941
64	1,411	1,447	1,496	1,567	1,616	1,664	1,692	1,739	1,798	1,850
65-69	6,207	6,367	6,538	6,724	6,940	7,176	7,423	7,663	7,899	8,126
65	1,356	1,388	1,424	1,474	1,544	1,593	1,640	1,668	1,715	1,773
66	1,302	1,332	1,364	1,401	1,450	1,520	1,568	1,615	1,643	1,690
67	1,241	1,277	1,307	1,340	1,376	1,425	1,494	1,542	1,588	1,617
68	1,179	1,216	1,252	1,282	1,314	1,350	1,398	1,467	1,514	1,561
69	1,129	1,154	1,191	1,227	1,256	1,288	1,323	1,371	1,439	1,485
70-74	4,762	4,915	5,068	5,230	5,375	5,527	5,678	5,841	6,014	6,219
70	1,073	1,103	1,128	1,164	1,200	1,229	1,260	1,295	1,342	1,409
71	1,022	1,046	1,075	1,100	1,135	1,171	1,199	1,230	1,265	1,311
72	943	994	1,017	1,046	1,070	1,105	1,140	1,168	1,198	1,233
73	887	914	964	987	1,015	1,039	1,073	1,108	1,135	1,165
74	837	858	884	933	955	983	1,006	1,040	1,074	1,101
75-79	3,623	3,660	3,699	3,762	3,857	3,972	4,105	4,243	4,386	4,520
75	804	807	827	853	900	922	949	972	1,005	1,039
76	771	772	776	795	820	866	887	914	937	969
77	725	738	739	743	761	786	830	851	877	900
78	689	690	703	704	708	726	750	793	813	838
79	634	653	654	667	668	672	689	713	754	774
80-84	2,345	2,433	2,525	2,603	2,670	2,718	2,753	2,789	2,847	2,930
80	581	599	617	618	631	632	636	653	676	714
81	518	544	561	579	580	593	594	598	615	637
82	460	482	507	523	540	542	554	556	560	576
83	414	426	447	470	485	502	504	515	518	522
84	372	382	393	413	434	449	465	467	478	481
85 y más	1,959	2,057	2,152	2,250	2,353	2,468	2,581	2,702	2,808	2,917

Fuente: Ministerio de Economía, Dirección General de Estadística y Censos.

04- Chalatenango: Estimaciones y proyecciones de la población de ambos sexos por años calendario y edades simples. 2005-2025

Edad	2005	2006	2007	2008	2009	2010	2011	2012	2013	2014	2015
Total	200,550	199,275	198,049	196,868	196,326	196,310	196,726	197,517	198,605	199,933	201,446
0-4	21,055	20,445	20,026	19,712	19,507	19,396	19,258	19,196	19,202	19,258	19,339
0	3,982	4,008	3,944	3,892	3,863	3,853	3,856	3,871	3,887	3,910	3,926
1	4,055	3,955	3,981	3,919	3,869	3,841	3,832	3,836	3,852	3,868	3,892
2	4,170	4,043	3,943	3,969	3,909	3,860	3,833	3,824	3,830	3,846	3,862
3	4,311	4,156	4,029	3,929	3,958	3,900	3,851	3,826	3,817	3,825	3,841
4	4,537	4,283	4,129	4,003	3,908	3,942	3,886	3,839	3,816	3,809	3,818
5-9	26,528	25,280	23,911	22,586	21,420	20,517	19,989	19,654	19,420	19,268	19,195
5	4,845	4,511	4,258	4,105	3,984	3,894	3,932	3,878	3,833	3,810	3,805
6	5,156	4,815	4,481	4,230	4,083	3,967	3,882	3,922	3,872	3,827	3,806
7	5,373	5,122	4,782	4,449	4,205	4,064	3,953	3,872	3,914	3,864	3,821
8	5,530	5,337	5,086	4,748	4,423	4,186	4,049	3,942	3,866	3,907	3,860
9	5,624	5,495	5,304	5,054	4,725	4,406	4,173	4,040	3,935	3,860	3,903
10-14	28,789	28,506	28,028	27,419	26,683	25,756	24,616	23,368	22,169	21,101	20,277
10	5,691	5,593	5,465	5,275	5,032	4,708	4,393	4,164	4,033	3,931	3,856
11	5,776	5,657	5,560	5,433	5,251	5,013	4,694	4,383	4,156	4,026	3,926
12	5,818	5,735	5,617	5,521	5,402	5,227	4,994	4,678	4,371	4,147	4,020
13	5,820	5,766	5,684	5,568	5,481	5,369	5,201	4,972	4,660	4,356	4,135
14	5,684	5,755	5,702	5,622	5,517	5,439	5,334	5,171	4,949	4,641	4,340
15-19	23,911	24,937	25,819	26,418	26,810	26,937	26,869	26,620	26,241	25,694	24,919
15	5,466	5,598	5,671	5,620	5,554	5,460	5,392	5,295	5,138	4,921	4,616
16	5,148	5,360	5,495	5,570	5,535	5,484	5,400	5,341	5,252	5,102	4,888
17	4,810	5,024	5,239	5,377	5,471	5,453	5,414	5,340	5,289	5,208	5,064
18	4,433	4,671	4,888	5,106	5,265	5,377	5,373	5,345	5,281	5,238	5,163
19	4,054	4,284	4,526	4,745	4,985	5,163	5,290	5,299	5,281	5,225	5,188
20-24	15,743	16,315	17,126	18,101	19,299	20,635	21,976	23,211	24,190	24,888	25,263
20	3,694	3,899	4,133	4,376	4,620	4,878	5,071	5,211	5,231	5,220	5,172
21	3,374	3,536	3,745	3,981	4,248	4,510	4,785	4,990	5,139	5,167	5,163
22	3,107	3,216	3,382	3,593	3,853	4,138	4,417	4,703	4,918	5,075	5,110
23	2,865	2,951	3,064	3,232	3,468	3,745	4,047	4,336	4,632	4,854	5,018
24	2,703	2,713	2,802	2,919	3,110	3,364	3,656	3,971	4,270	4,572	4,800
25-29	12,250	11,941	11,736	11,703	11,942	12,507	13,379	14,536	15,894	17,395	18,972
25	2,586	2,555	2,569	2,661	2,800	3,010	3,278	3,583	3,907	4,213	4,518
26	2,517	2,443	2,415	2,433	2,547	2,704	2,928	3,208	3,521	3,853	4,164
27	2,440	2,380	2,309	2,286	2,324	2,455	2,625	2,862	3,149	3,469	3,807
28	2,376	2,310	2,253	2,186	2,183	2,237	2,381	2,562	2,807	3,099	3,425
29	2,331	2,253	2,190	2,137	2,088	2,101	2,167	2,321	2,510	2,761	3,058
30-34	11,487	11,121	10,725	10,285	9,953	9,725	9,652	9,723	9,999	10,486	11,250
30	2,343	2,217	2,142	2,081	2,046	2,012	2,035	2,111	2,273	2,468	2,723
31	2,342	2,236	2,114	2,041	1,996	1,976	1,952	1,984	2,067	2,233	2,433
32	2,334	2,245	2,142	2,022	1,965	1,932	1,922	1,906	1,944	2,033	2,203
33	2,257	2,246	2,159	2,058	1,952	1,906	1,882	1,879	1,869	1,912	2,005
34	2,211	2,177	2,168	2,083	1,994	1,899	1,861	1,843	1,846	1,840	1,886
35-39	10,372	10,322	10,225	10,096	9,938	9,776	9,566	9,359	9,130	8,974	8,881
35	2,172	2,137	2,105	2,098	2,024	1,944	1,857	1,826	1,812	1,820	1,816
36	2,159	2,102	2,070	2,039	2,042	1,977	1,904	1,823	1,797	1,786	1,798
37	2,105	2,093	2,038	2,008	1,987	1,997	1,938	1,873	1,796	1,773	1,764
38	2,011	2,041	2,032	1,978	1,958	1,944	1,960	1,907	1,846	1,772	1,752
39	1,925	1,949	1,980	1,973	1,927	1,914	1,907	1,930	1,879	1,823	1,751
40-44	9,113	8,974	8,896	8,893	8,950	9,020	9,089	9,127	9,154	9,132	9,086
40	1,867	1,865	1,891	1,923	1,924	1,885	1,877	1,876	1,904	1,857	1,803
41	1,846	1,809	1,807	1,835	1,875	1,883	1,849	1,846	1,850	1,881	1,836
42	1,819	1,788	1,753	1,752	1,788	1,834	1,847	1,817	1,820	1,827	1,860
43	1,802	1,764	1,734	1,700	1,707	1,749	1,800	1,817	1,790	1,799	1,808
44	1,779	1,748	1,711	1,683	1,656	1,669	1,716	1,771	1,790	1,768	1,779

Fuente: Ministerio de Economía, Dirección General de Estadística y Censos.

04- Chalatenango: Estimaciones y proyecciones de la población de ambos sexos por años calendario y edades simples. 2005-2025

Edad	2005	2006	2007	2008	2009	2010	2011	2012	2013	2014	2015
45-49	8,169	8,184	8,184	8,131	8,056	7,963	7,922	7,959	8,079	8,233	8,381
45	1,755	1,727	1,697	1,662	1,642	1,620	1,638	1,688	1,747	1,769	1,749
46	1,699	1,706	1,679	1,650	1,623	1,608	1,591	1,613	1,665	1,726	1,750
47	1,627	1,652	1,660	1,635	1,612	1,590	1,580	1,566	1,590	1,644	1,706
48	1,560	1,582	1,608	1,617	1,598	1,579	1,562	1,555	1,544	1,570	1,625
49	1,528	1,517	1,540	1,567	1,581	1,566	1,551	1,537	1,533	1,524	1,551
50-54	7,316	7,253	7,182	7,144	7,161	7,232	7,318	7,396	7,433	7,435	7,408
50	1,512	1,487	1,478	1,502	1,534	1,552	1,540	1,527	1,515	1,513	1,506
51	1,502	1,473	1,448	1,441	1,470	1,505	1,526	1,517	1,507	1,496	1,495
52	1,470	1,463	1,436	1,412	1,409	1,442	1,480	1,503	1,496	1,488	1,478
53	1,437	1,431	1,426	1,399	1,381	1,380	1,417	1,456	1,481	1,477	1,470
54	1,395	1,399	1,394	1,390	1,367	1,353	1,355	1,393	1,434	1,461	1,459
55-59	6,470	6,460	6,461	6,463	6,475	6,475	6,469	6,461	6,494	6,566	6,683
55	1,360	1,358	1,363	1,358	1,359	1,338	1,327	1,333	1,370	1,413	1,441
56	1,328	1,324	1,324	1,330	1,328	1,331	1,313	1,304	1,313	1,350	1,394
57	1,291	1,294	1,290	1,290	1,299	1,301	1,306	1,289	1,283	1,292	1,331
58	1,260	1,257	1,260	1,258	1,261	1,272	1,276	1,282	1,268	1,263	1,273
59	1,231	1,227	1,224	1,227	1,228	1,233	1,247	1,253	1,260	1,248	1,244
60-64	5,791	5,763	5,730	5,700	5,688	5,698	5,727	5,775	5,827	5,882	5,917
60	1,214	1,199	1,195	1,193	1,198	1,202	1,209	1,225	1,231	1,239	1,229
61	1,193	1,180	1,167	1,164	1,165	1,172	1,177	1,187	1,203	1,211	1,219
62	1,162	1,159	1,147	1,135	1,136	1,139	1,147	1,154	1,164	1,182	1,190
63	1,131	1,129	1,126	1,115	1,105	1,108	1,112	1,122	1,131	1,142	1,160
64	1,091	1,096	1,095	1,093	1,084	1,077	1,082	1,087	1,098	1,108	1,119
65-69	4,686	4,768	4,851	4,911	4,952	4,970	4,979	4,987	5,003	5,026	5,063
65	1,053	1,056	1,062	1,061	1,062	1,055	1,050	1,056	1,062	1,074	1,085
66	994	1,017	1,021	1,028	1,029	1,032	1,027	1,022	1,030	1,036	1,049
67	933	959	982	986	995	997	1,002	999	996	1,004	1,011
68	873	897	923	947	953	964	966	973	971	969	977
69	833	839	863	889	913	922	934	937	944	943	941
70-74	3,706	3,732	3,750	3,767	3,808	3,884	3,981	4,078	4,157	4,217	4,256
70	814	799	806	830	857	881	892	904	909	916	915
71	791	783	769	776	799	828	852	864	875	880	890
72	753	760	752	739	748	771	800	823	835	847	852
73	696	723	730	722	711	721	743	771	795	807	820
74	652	667	693	700	693	683	694	716	743	767	779
75-79	2,503	2,594	2,689	2,783	2,856	2,907	2,937	2,964	2,997	3,046	3,121
75	610	622	637	662	669	663	654	666	687	714	737
76	561	579	591	605	630	638	632	625	636	656	683
77	501	528	546	558	572	595	604	598	592	602	622
78	439	465	491	508	520	534	555	564	561	555	565
79	392	400	424	450	465	477	492	511	521	519	514
80-84	1,377	1,377	1,410	1,471	1,550	1,628	1,699	1,778	1,852	1,916	1,962
80	332	348	356	379	403	419	431	445	464	474	472
81	288	305	320	328	349	372	387	399	412	430	440
82	262	263	279	293	301	320	341	356	367	379	397
83	247	238	239	254	267	274	292	312	325	336	347
84	248	223	216	217	230	243	248	266	284	297	306
85 y más	1,284	1,303	1,300	1,285	1,278	1,284	1,300	1,325	1,364	1,416	1,473

Fuente: Ministerio de Economía, Dirección General de Estadística y Censos.

04- Chalatenango: Estimaciones y proyecciones de la población de ambos sexos por años calendario y edades simples. 2005-2025

Edad	2016	2017	2018	2019	2020	2021	2022	2023	2024	2025
Total	203,115	204,942	206,859	208,831	210,845	212,881	214,906	216,915	218,967	221,072
0-4	19,428	19,507	19,572	19,598	19,588	19,532	19,433	19,308	19,200	19,103
0	3,940	3,946	3,943	3,928	3,910	3,882	3,846	3,814	3,818	3,811
1	3,910	3,925	3,931	3,929	3,914	3,896	3,868	3,834	3,802	3,806
2	3,886	3,904	3,921	3,927	3,925	3,910	3,892	3,864	3,830	3,798
3	3,857	3,881	3,900	3,918	3,925	3,923	3,908	3,890	3,862	3,828
4	3,835	3,851	3,877	3,896	3,914	3,921	3,919	3,906	3,888	3,860
5-9	19,096	19,065	19,091	19,166	19,266	19,370	19,462	19,532	19,568	19,561
5	3,816	3,833	3,849	3,877	3,896	3,914	3,921	3,919	3,908	3,888
6	3,801	3,814	3,831	3,849	3,877	3,896	3,914	3,921	3,921	3,908
7	3,802	3,799	3,812	3,829	3,849	3,877	3,896	3,914	3,923	3,922
8	3,819	3,801	3,799	3,812	3,831	3,851	3,879	3,898	3,916	3,925
9	3,858	3,818	3,800	3,799	3,813	3,832	3,852	3,880	3,900	3,918
10-14	19,805	19,517	19,315	19,194	19,149	19,070	19,052	19,090	19,172	19,274
10	3,901	3,857	3,817	3,800	3,800	3,814	3,833	3,853	3,882	3,902
11	3,853	3,900	3,856	3,816	3,801	3,801	3,815	3,834	3,854	3,883
12	3,921	3,848	3,897	3,853	3,815	3,800	3,800	3,814	3,833	3,855
13	4,009	3,914	3,842	3,892	3,849	3,812	3,797	3,797	3,811	3,829
14	4,121	3,998	3,903	3,833	3,884	3,843	3,807	3,792	3,792	3,805
15-19	23,906	22,761	21,646	20,647	19,882	19,459	19,207	19,039	18,947	18,923
15	4,319	4,102	3,982	3,887	3,820	3,872	3,832	3,797	3,782	3,784
16	4,588	4,296	4,081	3,964	3,872	3,805	3,858	3,820	3,786	3,771
17	4,855	4,558	4,270	4,059	3,943	3,854	3,787	3,842	3,805	3,773
18	5,025	4,820	4,527	4,242	4,033	3,921	3,833	3,769	3,824	3,789
19	5,119	4,985	4,786	4,495	4,214	4,007	3,897	3,811	3,750	3,806
20-24	25,403	25,330	25,097	24,674	24,007	23,085	22,019	20,969	20,030	19,313
20	5,141	5,077	4,947	4,752	4,465	4,186	3,982	3,872	3,789	3,729
21	5,122	5,097	5,037	4,910	4,719	4,434	4,159	3,956	3,848	3,766
22	5,112	5,076	5,055	4,999	4,876	4,687	4,406	4,132	3,932	3,825
23	5,059	5,066	5,033	5,016	4,965	4,844	4,658	4,378	4,108	3,908
24	4,969	5,014	5,025	4,997	4,982	4,934	4,814	4,631	4,353	4,085
25-29	20,498	21,880	22,982	23,782	24,249	24,473	24,471	24,303	23,939	23,326
25	4,752	4,924	4,975	4,987	4,964	4,951	4,905	4,786	4,606	4,330
26	4,473	4,710	4,886	4,938	4,953	4,933	4,922	4,879	4,760	4,584
27	4,120	4,433	4,673	4,852	4,905	4,923	4,903	4,895	4,854	4,737
28	3,766	4,083	4,398	4,639	4,820	4,875	4,894	4,876	4,868	4,831
29	3,387	3,730	4,050	4,366	4,607	4,791	4,847	4,867	4,851	4,844
30-34	12,278	13,551	14,999	16,567	18,194	19,760	21,175	22,299	23,123	23,616
30	3,023	3,354	3,700	4,021	4,338	4,579	4,764	4,821	4,842	4,828
31	2,690	2,993	3,326	3,673	3,995	4,313	4,553	4,740	4,798	4,819
32	2,405	2,665	2,968	3,303	3,650	3,973	4,291	4,532	4,719	4,777
33	2,178	2,381	2,643	2,946	3,283	3,631	3,953	4,271	4,512	4,699
34	1,982	2,158	2,362	2,624	2,928	3,264	3,614	3,935	4,252	4,493
35-39	8,915	9,074	9,426	9,970	10,771	11,828	13,114	14,562	16,126	17,752
35	1,864	1,962	2,141	2,346	2,608	2,912	3,247	3,596	3,917	4,235
36	1,796	1,846	1,945	2,126	2,330	2,594	2,896	3,230	3,578	3,901
37	1,778	1,779	1,831	1,931	2,112	2,317	2,580	2,881	3,214	3,563
38	1,744	1,761	1,764	1,817	1,918	2,100	2,304	2,566	2,866	3,200
39	1,733	1,726	1,745	1,750	1,803	1,905	2,087	2,289	2,551	2,853
40-44	8,968	8,827	8,652	8,538	8,482	8,551	8,736	9,103	9,650	10,461
40	1,733	1,716	1,712	1,731	1,737	1,791	1,893	2,075	2,276	2,539
41	1,785	1,716	1,701	1,698	1,718	1,726	1,780	1,881	2,062	2,265
42	1,817	1,768	1,700	1,685	1,683	1,705	1,714	1,767	1,868	2,052
43	1,842	1,801	1,753	1,685	1,672	1,670	1,692	1,701	1,755	1,859
44	1,791	1,826	1,786	1,739	1,672	1,659	1,657	1,679	1,689	1,746

Fuente: Ministerio de Economía, Dirección General de Estadística y Censos.

04- Chalatenango: Estimaciones y proyecciones de la población de ambos sexos por años calendario y edades simples. 2005-2025

Edad	2016	2017	2018	2019	2020	2021	2022	2023	2024	2025
45-49	8,519	8,628	8,710	8,729	8,717	8,622	8,498	8,338	8,242	8,202
45	1,761	1,776	1,812	1,773	1,727	1,660	1,647	1,645	1,668	1,680
46	1,731	1,747	1,762	1,799	1,762	1,716	1,649	1,636	1,635	1,659
47	1,732	1,716	1,732	1,749	1,786	1,750	1,705	1,639	1,627	1,626
48	1,688	1,717	1,702	1,719	1,736	1,773	1,737	1,693	1,630	1,618
49	1,607	1,672	1,702	1,689	1,706	1,723	1,760	1,725	1,682	1,619
50-54	7,415	7,490	7,643	7,827	7,999	8,158	8,278	8,375	8,407	8,413
50	1,534	1,592	1,657	1,688	1,675	1,692	1,710	1,747	1,714	1,672
51	1,489	1,519	1,578	1,643	1,674	1,661	1,679	1,698	1,735	1,703
52	1,478	1,474	1,505	1,564	1,628	1,659	1,648	1,667	1,686	1,724
53	1,461	1,461	1,458	1,490	1,548	1,613	1,644	1,634	1,653	1,674
54	1,453	1,444	1,445	1,442	1,474	1,533	1,597	1,629	1,619	1,640
55-59	6,804	6,922	6,989	7,011	7,003	7,026	7,113	7,271	7,458	7,640
55	1,441	1,436	1,428	1,429	1,426	1,459	1,518	1,582	1,614	1,606
56	1,422	1,425	1,420	1,412	1,414	1,411	1,445	1,504	1,568	1,601
57	1,375	1,406	1,409	1,404	1,397	1,399	1,397	1,431	1,490	1,554
58	1,312	1,359	1,390	1,393	1,389	1,382	1,385	1,383	1,417	1,476
59	1,254	1,296	1,342	1,373	1,377	1,375	1,368	1,371	1,369	1,403
60-64	5,942	5,964	6,018	6,115	6,248	6,386	6,511	6,585	6,617	6,621
60	1,226	1,237	1,279	1,326	1,357	1,362	1,360	1,353	1,356	1,355
61	1,210	1,209	1,220	1,263	1,308	1,340	1,346	1,344	1,337	1,341
62	1,199	1,191	1,190	1,202	1,245	1,291	1,323	1,329	1,327	1,322
63	1,169	1,179	1,171	1,172	1,184	1,227	1,273	1,305	1,311	1,310
64	1,138	1,148	1,158	1,152	1,154	1,166	1,209	1,254	1,286	1,293
65-69	5,114	5,183	5,255	5,325	5,378	5,419	5,454	5,520	5,618	5,756
65	1,096	1,116	1,127	1,137	1,132	1,134	1,147	1,189	1,234	1,266
66	1,061	1,073	1,093	1,104	1,116	1,112	1,114	1,127	1,168	1,214
67	1,024	1,037	1,050	1,070	1,082	1,094	1,090	1,092	1,105	1,147
68	984	999	1,012	1,026	1,046	1,058	1,070	1,066	1,069	1,083
69	949	958	973	988	1,002	1,021	1,033	1,046	1,042	1,046
70-74	4,283	4,308	4,340	4,376	4,425	4,487	4,560	4,635	4,706	4,767
70	914	923	933	948	963	977	996	1,008	1,021	1,018
71	889	889	898	908	923	938	952	971	982	997
72	863	863	864	872	882	897	912	926	945	958
73	825	836	837	838	846	856	871	886	900	920
74	792	797	808	810	811	819	829	844	858	874
75-79	3,210	3,304	3,380	3,442	3,485	3,519	3,548	3,580	3,619	3,673
75	749	762	767	778	780	782	789	799	814	830
76	705	717	730	735	746	748	750	757	768	784
77	648	671	683	696	701	712	714	716	723	735
78	584	611	632	644	657	663	674	676	679	686
79	524	543	568	589	601	614	621	632	635	638
80-84	1,995	2,028	2,063	2,113	2,180	2,259	2,337	2,404	2,465	2,508
80	469	480	498	522	543	556	569	576	587	591
81	439	436	447	464	486	507	519	531	539	549
82	406	406	403	413	430	450	470	482	494	501
83	364	373	374	371	381	396	415	433	446	457
84	317	333	341	343	340	350	364	382	399	410
85 y más	1,536	1,603	1,681	1,757	1,822	1,877	1,938	2,002	2,080	2,163

Fuente: Ministerio de Economía, Dirección General de Estadística y Censos.

04- Chalatenango: Estimaciones y proyecciones de la población masculina por años calendario y edades simples. 2005-2025

Edad	2005	2006	2007	2008	2009	2010	2011	2012	2013	2014	2015
Total	95,344	94,552	93,796	93,077	92,695	92,629	92,812	93,199	93,752	94,438	95,228
0-4	10,643	10,352	10,160	10,024	9,945	9,907	9,837	9,805	9,808	9,837	9,879
0	2,018	2,050	2,017	1,990	1,976	1,970	1,972	1,979	1,987	2,000	2,008
1	2,044	2,001	2,033	2,001	1,975	1,962	1,957	1,959	1,967	1,975	1,988
2	2,105	2,038	1,995	2,027	1,996	1,971	1,958	1,953	1,956	1,964	1,972
3	2,179	2,098	2,031	1,988	2,021	1,991	1,966	1,954	1,949	1,953	1,961
4	2,297	2,165	2,084	2,018	1,977	2,013	1,984	1,960	1,949	1,945	1,950
5-9	13,465	12,826	12,120	11,435	10,830	10,368	10,117	9,968	9,872	9,821	9,802
5	2,456	2,284	2,152	2,072	2,008	1,970	2,008	1,980	1,957	1,946	1,943
6	2,616	2,441	2,269	2,138	2,061	1,999	1,964	2,003	1,977	1,954	1,944
7	2,728	2,599	2,424	2,253	2,125	2,052	1,992	1,959	1,999	1,973	1,951
8	2,809	2,710	2,581	2,407	2,240	2,115	2,044	1,986	1,956	1,995	1,971
9	2,856	2,792	2,694	2,565	2,396	2,232	2,109	2,040	1,983	1,953	1,993
10-14	14,517	14,417	14,204	13,913	13,546	13,078	12,496	11,853	11,234	10,679	10,257
10	2,888	2,841	2,777	2,680	2,554	2,388	2,226	2,105	2,037	1,981	1,951
11	2,926	2,871	2,824	2,761	2,668	2,545	2,382	2,222	2,102	2,034	1,979
12	2,938	2,905	2,850	2,804	2,745	2,656	2,535	2,374	2,216	2,098	2,032
13	2,926	2,910	2,878	2,824	2,783	2,728	2,643	2,524	2,366	2,209	2,093
14	2,839	2,890	2,875	2,844	2,796	2,761	2,710	2,628	2,513	2,357	2,202
15-19	11,606	12,168	12,676	13,051	13,328	13,472	13,506	13,433	13,280	13,026	12,649
15	2,707	2,790	2,842	2,829	2,806	2,765	2,735	2,689	2,611	2,499	2,345
16	2,524	2,645	2,730	2,784	2,780	2,767	2,732	2,708	2,666	2,593	2,483
17	2,332	2,450	2,573	2,660	2,726	2,733	2,728	2,699	2,680	2,643	2,574
18	2,124	2,249	2,369	2,494	2,594	2,672	2,688	2,690	2,668	2,653	2,620
19	1,919	2,034	2,162	2,284	2,422	2,535	2,623	2,647	2,655	2,638	2,627
20-24	7,221	7,458	7,831	8,308	8,930	9,664	10,432	11,173	11,789	12,264	12,561
20	1,728	1,826	1,944	2,073	2,210	2,361	2,483	2,580	2,610	2,623	2,610
21	1,560	1,633	1,734	1,853	1,997	2,147	2,309	2,439	2,541	2,576	2,593
22	1,421	1,465	1,541	1,643	1,777	1,934	2,095	2,264	2,400	2,507	2,546
23	1,298	1,327	1,374	1,451	1,568	1,714	1,882	2,050	2,225	2,365	2,476
24	1,214	1,207	1,238	1,288	1,378	1,508	1,663	1,840	2,013	2,193	2,336
25-29	5,397	5,193	5,040	4,973	5,053	5,308	5,736	6,325	7,045	7,861	8,743
25	1,153	1,125	1,121	1,154	1,218	1,320	1,459	1,622	1,805	1,982	2,164
26	1,114	1,068	1,042	1,041	1,087	1,163	1,274	1,420	1,588	1,775	1,955
27	1,074	1,033	989	967	978	1,034	1,119	1,238	1,388	1,559	1,750
28	1,040	998	959	918	908	929	993	1,084	1,208	1,361	1,535
29	1,016	969	929	893	862	862	891	961	1,056	1,184	1,339
30-34	4,972	4,763	4,541	4,297	4,106	3,969	3,905	3,918	4,034	4,265	4,638
30	1,017	951	906	868	842	820	826	861	936	1,034	1,164
31	1,014	957	894	850	821	804	788	800	838	915	1,016
32	1,009	960	906	844	809	787	775	764	780	821	900
33	975	962	914	861	807	778	761	752	745	764	807
34	957	933	921	874	827	780	755	741	735	731	751
35-39	4,525	4,471	4,394	4,301	4,189	4,079	3,954	3,831	3,700	3,603	3,538
35	943	918	896	885	843	801	759	737	725	722	719
36	940	907	884	863	856	819	781	742	722	712	711
37	919	908	876	854	837	834	800	766	729	710	701
38	880	888	879	848	830	816	816	785	753	717	700
39	843	850	859	851	823	809	798	801	771	742	707
40-44	4,009	3,928	3,874	3,853	3,858	3,865	3,869	3,856	3,835	3,790	3,739
40	819	814	822	831	827	802	791	783	788	760	732
41	810	791	786	795	807	807	784	776	770	777	750
42	800	782	764	759	772	787	789	768	763	759	767
43	794	773	755	738	736	752	770	774	754	752	749
44	786	768	747	730	716	717	735	755	760	742	741

Fuente: Ministerio de Economía, Dirección General de Estadística y Censos.

04- Chalatenango: Estimaciones y proyecciones de la población masculina por años calendario y edades simples. 2005-2025

Edad	2005	2006	2007	2008	2009	2010	2011	2012	2013	2014	2015
45-49	3,656	3,636	3,610	3,561	3,502	3,440	3,403	3,402	3,439	3,491	3,535
45	779	760	743	722	709	697	701	720	742	749	732
46	757	755	737	720	702	692	682	688	708	731	739
47	729	734	732	716	701	686	678	669	676	697	721
48	701	707	712	711	697	684	672	666	658	666	687
49	690	680	686	692	693	681	670	659	655	648	656
50-54	3,329	3,289	3,241	3,204	3,188	3,196	3,209	3,218	3,209	3,189	3,157
50	685	670	661	668	676	679	668	658	648	645	639
51	683	666	651	643	652	661	666	656	648	638	636
52	670	664	648	634	627	638	648	654	645	638	629
53	655	652	646	630	619	613	626	636	643	635	628
54	636	637	635	629	614	605	601	614	625	633	625
55-59	2,946	2,936	2,933	2,931	2,929	2,919	2,903	2,882	2,877	2,886	2,916
55	620	618	620	618	614	600	592	590	603	614	622
56	605	602	602	604	603	600	587	580	580	593	604
57	588	588	585	585	588	589	587	574	569	569	583
58	573	571	571	569	570	574	576	574	563	558	559
59	560	557	555	555	554	556	561	564	562	552	548
60-64	2,653	2,631	2,608	2,588	2,577	2,575	2,582	2,596	2,614	2,631	2,637
60	553	545	542	540	541	541	544	550	553	551	543
61	544	537	530	528	527	529	529	533	539	543	541
62	532	528	522	515	515	515	517	518	522	529	533
63	520	517	513	507	501	502	502	505	507	512	519
64	504	504	501	498	493	488	490	490	493	496	501
65-69	2,198	2,225	2,252	2,267	2,272	2,270	2,264	2,260	2,261	2,265	2,274
65	489	488	488	485	483	479	476	478	478	482	485
66	464	472	472	472	470	469	466	463	466	466	470
67	438	448	456	456	457	455	455	452	451	454	454
68	412	421	431	439	440	442	440	441	439	438	441
69	395	396	405	415	422	425	427	426	427	425	424
70-74	1,772	1,775	1,775	1,774	1,782	1,806	1,839	1,869	1,891	1,907	1,915
70	387	378	380	389	399	406	410	412	412	413	411
71	378	371	363	365	373	384	391	395	397	397	400
72	360	362	355	348	351	359	369	376	380	383	383
73	334	345	347	340	334	337	345	354	362	366	369
74	313	319	330	332	325	320	324	332	340	348	352
75-79	1,203	1,246	1,289	1,331	1,362	1,379	1,386	1,391	1,398	1,409	1,432
75	293	298	304	315	317	311	306	310	318	326	334
76	270	278	283	289	300	302	296	292	296	303	311
77	241	254	262	267	273	283	286	280	276	280	287
78	211	224	236	244	249	255	264	267	262	258	262
79	188	192	204	216	223	228	234	242	246	242	238
80-84	651	651	667	695	732	769	802	837	868	894	910
80	158	167	171	182	193	200	206	211	219	223	219
81	137	144	152	156	166	177	183	189	194	201	205
82	124	124	131	138	142	151	161	167	172	177	184
83	116	112	112	118	125	128	137	146	151	156	161
84	116	104	101	101	106	113	115	124	132	137	141
85 y más	581	587	581	571	566	565	572	582	598	620	646

Fuente: Ministerio de Economía, Dirección General de Estadística y Censos.

04- Chalatenango: Estimaciones y proyecciones de la población masculina por años calendario y edades simples. 2005-2025

Edad	2016	2017	2018	2019	2020	2021	2022	2023	2024	2025
Total	96,095	97,039	98,033	99,062	100,106	101,151	102,201	103,234	104,297	105,393
0-4	9,925	9,965	9,999	10,014	10,008	9,979	9,929	9,864	9,808	9,758
0	2,015	2,017	2,016	2,009	1,999	1,985	1,966	1,949	1,952	1,948
1	1,998	2,005	2,007	2,007	2,000	1,990	1,976	1,958	1,941	1,944
2	1,985	1,995	2,003	2,005	2,005	1,998	1,988	1,974	1,956	1,939
3	1,969	1,982	1,993	2,002	2,004	2,004	1,997	1,987	1,973	1,955
4	1,958	1,966	1,980	1,991	2,000	2,002	2,002	1,996	1,986	1,972
5-9	9,752	9,737	9,750	9,788	9,840	9,894	9,941	9,978	9,998	9,992
5	1,949	1,957	1,965	1,980	1,991	2,000	2,002	2,002	1,997	1,986
6	1,941	1,948	1,956	1,965	1,980	1,991	2,000	2,002	2,003	1,997
7	1,942	1,940	1,947	1,955	1,965	1,980	1,991	2,000	2,003	2,003
8	1,950	1,942	1,940	1,947	1,956	1,966	1,981	1,992	2,001	2,004
9	1,970	1,950	1,942	1,941	1,948	1,957	1,967	1,982	1,994	2,002
10-14	10,034	9,908	9,826	9,793	9,790	9,750	9,742	9,761	9,802	9,854
10	1,992	1,970	1,950	1,943	1,942	1,949	1,958	1,968	1,984	1,995
11	1,950	1,992	1,970	1,950	1,944	1,943	1,950	1,959	1,969	1,985
12	1,977	1,948	1,991	1,969	1,950	1,944	1,943	1,950	1,959	1,970
13	2,028	1,974	1,945	1,989	1,967	1,949	1,943	1,942	1,949	1,957
14	2,087	2,024	1,970	1,942	1,987	1,965	1,948	1,942	1,941	1,947
15-19	12,142	11,561	10,990	10,475	10,085	9,888	9,779	9,714	9,693	9,702
15	2,192	2,078	2,017	1,963	1,936	1,982	1,960	1,944	1,938	1,938
16	2,331	2,181	2,069	2,010	1,957	1,930	1,977	1,955	1,940	1,934
17	2,467	2,317	2,169	2,059	2,001	1,949	1,922	1,970	1,948	1,935
18	2,555	2,450	2,302	2,156	2,048	1,991	1,940	1,914	1,962	1,941
19	2,597	2,535	2,433	2,287	2,143	2,036	1,980	1,931	1,905	1,954
20-24	12,722	12,755	12,693	12,513	12,197	11,740	11,207	10,674	10,192	9,824
20	2,603	2,576	2,517	2,417	2,273	2,130	2,025	1,969	1,921	1,896
21	2,584	2,581	2,556	2,499	2,401	2,258	2,118	2,013	1,958	1,910
22	2,566	2,561	2,560	2,537	2,482	2,385	2,245	2,105	2,002	1,947
23	2,519	2,542	2,539	2,540	2,519	2,465	2,370	2,231	2,093	1,990
24	2,450	2,495	2,521	2,520	2,522	2,502	2,449	2,356	2,218	2,081
25-29	9,621	10,447	11,136	11,669	12,019	12,225	12,294	12,262	12,110	11,827
25	2,310	2,426	2,474	2,501	2,502	2,505	2,486	2,434	2,342	2,206
26	2,139	2,287	2,405	2,454	2,483	2,484	2,489	2,471	2,419	2,330
27	1,931	2,117	2,267	2,386	2,436	2,466	2,467	2,473	2,456	2,406
28	1,727	1,910	2,098	2,248	2,368	2,419	2,449	2,451	2,457	2,442
29	1,514	1,707	1,892	2,080	2,230	2,351	2,403	2,433	2,436	2,443
30-34	5,151	5,799	6,563	7,411	8,312	9,209	10,049	10,744	11,285	11,642
30	1,320	1,496	1,691	1,876	2,064	2,214	2,335	2,387	2,418	2,422
31	1,147	1,304	1,481	1,676	1,861	2,050	2,199	2,320	2,373	2,404
32	1,001	1,134	1,291	1,468	1,662	1,849	2,037	2,186	2,307	2,360
33	887	988	1,122	1,279	1,456	1,651	1,837	2,025	2,174	2,294
34	796	877	978	1,112	1,269	1,445	1,641	1,826	2,013	2,162
35-39	3,532	3,593	3,748	4,003	4,390	4,912	5,560	6,317	7,158	8,053
35	740	786	868	969	1,103	1,260	1,435	1,630	1,815	2,002
36	709	731	777	860	960	1,095	1,251	1,425	1,619	1,805
37	701	701	724	770	853	953	1,088	1,243	1,416	1,610
38	691	693	694	717	764	847	946	1,081	1,235	1,408
39	691	682	685	687	710	757	840	938	1,073	1,228
40-44	3,660	3,569	3,462	3,385	3,339	3,349	3,421	3,579	3,833	4,224
40	698	682	675	678	681	703	750	833	931	1,067
41	723	689	674	668	672	675	697	743	826	926
42	741	715	681	666	661	665	669	690	736	821
43	758	733	707	673	659	654	658	662	684	731
44	740	750	725	700	666	652	647	651	656	679

Fuente: Ministerio de Economía, Dirección General de Estadística y Censos.

04- Chalatenango: Estimaciones y proyecciones de la población masculina por años calendario y edades simples. 2005-2025

Edad	2016	2017	2018	2019	2020	2021	2022	2023	2024	2025
45-49	3,573	3,594	3,602	3,578	3,544	3,475	3,391	3,294	3,226	3,187
45	731	732	742	718	693	659	645	640	645	651
46	722	723	724	735	712	687	653	639	635	640
47	730	714	715	717	728	705	681	648	634	630
48	712	722	707	708	710	721	698	675	643	629
49	678	703	714	700	701	703	714	692	669	637
50-54	3,143	3,160	3,210	3,274	3,327	3,373	3,402	3,417	3,400	3,377
50	647	670	695	706	692	693	696	707	686	664
51	630	639	662	687	698	684	686	689	700	680
52	627	622	631	654	678	689	677	679	682	694
53	620	618	613	623	645	670	681	669	671	675
54	619	611	609	604	614	637	662	673	661	664
55-59	2,944	2,969	2,971	2,959	2,937	2,930	2,951	3,004	3,069	3,129
55	616	610	602	600	595	606	629	654	665	654
56	612	607	601	593	592	587	598	621	646	658
57	594	603	598	592	585	584	579	590	613	638
58	573	585	594	589	584	577	576	571	582	605
59	549	564	576	585	581	576	569	568	563	574
60-64	2,634	2,626	2,629	2,652	2,689	2,724	2,753	2,759	2,752	2,737
60	539	540	555	568	577	573	568	561	560	556
61	533	530	531	547	559	568	565	560	553	553
62	531	523	520	522	538	550	559	556	551	546
63	523	521	513	511	513	529	541	550	547	543
64	508	512	510	504	502	504	520	532	541	539
65-69	2,289	2,310	2,337	2,358	2,370	2,373	2,372	2,382	2,405	2,448
65	490	497	502	500	494	492	495	510	522	532
66	473	478	486	491	490	484	482	485	500	513
67	458	461	467	475	480	479	473	471	474	490
68	441	446	449	455	463	468	467	461	460	464
69	427	428	433	437	443	450	455	455	449	449
70-74	1,919	1,924	1,931	1,941	1,954	1,973	1,996	2,023	2,045	2,062
70	411	414	415	420	424	430	437	442	442	437
71	398	398	401	402	407	411	417	424	429	430
72	386	385	385	388	389	394	398	404	411	417
73	369	372	372	372	375	376	381	385	391	399
74	355	355	358	359	359	362	363	368	372	379
75-79	1,463	1,494	1,516	1,533	1,544	1,552	1,560	1,568	1,580	1,597
75	338	341	341	344	345	345	348	349	354	359
76	319	323	326	326	329	330	330	333	335	340
77	295	303	307	310	310	313	314	314	317	320
78	269	278	285	289	292	292	296	296	297	300
79	242	249	257	264	268	272	272	276	277	278
80-84	918	927	936	952	974	1,001	1,028	1,047	1,067	1,079
80	216	221	227	235	242	246	251	251	255	256
81	202	199	204	210	217	224	228	232	233	236
82	187	185	182	187	193	199	206	210	214	215
83	167	170	169	166	171	176	182	188	193	196
84	146	152	154	154	151	156	161	166	172	176
85 y más	673	701	734	764	787	804	826	847	874	901

Fuente: Ministerio de Economía, Dirección General de Estadística y Censos.

04- Chalatenango: Estimaciones y proyecciones de la población femenina por años calendario y edades simples. 2005-2025

Edad	2005	2006	2007	2008	2009	2010	2011	2012	2013	2014	2015
Total	105,206	104,723	104,253	103,791	103,631	103,681	103,914	104,318	104,853	105,495	106,218
0-4	10,412	10,093	9,866	9,688	9,562	9,489	9,421	9,391	9,394	9,421	9,460
0	1,964	1,958	1,927	1,902	1,887	1,883	1,884	1,892	1,900	1,910	1,918
1	2,011	1,954	1,948	1,918	1,894	1,879	1,875	1,877	1,885	1,893	1,904
2	2,065	2,005	1,948	1,942	1,913	1,889	1,875	1,871	1,874	1,882	1,890
3	2,132	2,058	1,998	1,941	1,937	1,909	1,885	1,872	1,868	1,872	1,880
4	2,240	2,118	2,045	1,985	1,931	1,929	1,902	1,879	1,867	1,864	1,868
5-9	13,063	12,454	11,791	11,151	10,590	10,149	9,872	9,686	9,548	9,447	9,393
5	2,389	2,227	2,106	2,033	1,976	1,924	1,924	1,898	1,876	1,864	1,862
6	2,540	2,374	2,212	2,092	2,022	1,968	1,918	1,919	1,895	1,873	1,862
7	2,645	2,523	2,358	2,196	2,080	2,012	1,961	1,913	1,915	1,891	1,870
8	2,721	2,627	2,505	2,341	2,183	2,071	2,005	1,956	1,910	1,912	1,889
9	2,768	2,703	2,610	2,489	2,329	2,174	2,064	2,000	1,952	1,907	1,910
10-14	14,272	14,089	13,824	13,506	13,137	12,678	12,120	11,515	10,935	10,422	10,020
10	2,803	2,752	2,688	2,595	2,478	2,320	2,167	2,059	1,996	1,950	1,905
11	2,850	2,786	2,736	2,672	2,583	2,468	2,312	2,161	2,054	1,992	1,947
12	2,880	2,830	2,767	2,717	2,657	2,571	2,459	2,304	2,155	2,049	1,988
13	2,894	2,856	2,806	2,744	2,698	2,641	2,558	2,448	2,294	2,147	2,042
14	2,845	2,865	2,827	2,778	2,721	2,678	2,624	2,543	2,436	2,284	2,138
15-19	12,305	12,769	13,143	13,367	13,482	13,465	13,363	13,187	12,961	12,668	12,270
15	2,759	2,808	2,829	2,791	2,748	2,695	2,657	2,606	2,527	2,422	2,271
16	2,624	2,715	2,765	2,786	2,755	2,717	2,668	2,633	2,586	2,509	2,405
17	2,478	2,574	2,666	2,717	2,745	2,720	2,686	2,641	2,609	2,565	2,490
18	2,309	2,422	2,519	2,612	2,671	2,705	2,685	2,655	2,613	2,585	2,543
19	2,135	2,250	2,364	2,461	2,563	2,628	2,667	2,652	2,626	2,587	2,561
20-24	8,522	8,857	9,295	9,793	10,369	10,971	11,544	12,038	12,401	12,624	12,702
20	1,966	2,073	2,189	2,303	2,410	2,517	2,588	2,631	2,621	2,597	2,562
21	1,814	1,903	2,011	2,128	2,251	2,363	2,476	2,551	2,598	2,591	2,570
22	1,686	1,751	1,841	1,950	2,076	2,204	2,322	2,439	2,518	2,568	2,564
23	1,567	1,624	1,690	1,781	1,900	2,031	2,165	2,286	2,407	2,489	2,542
24	1,489	1,506	1,564	1,631	1,732	1,856	1,993	2,131	2,257	2,379	2,464
25-29	6,853	6,748	6,696	6,730	6,889	7,199	7,643	8,211	8,849	9,534	10,229
25	1,433	1,430	1,448	1,507	1,582	1,690	1,819	1,961	2,102	2,231	2,354
26	1,403	1,375	1,373	1,392	1,460	1,541	1,654	1,788	1,933	2,078	2,209
27	1,366	1,347	1,320	1,319	1,346	1,421	1,506	1,624	1,761	1,910	2,057
28	1,336	1,312	1,294	1,268	1,275	1,308	1,388	1,478	1,599	1,738	1,890
29	1,315	1,284	1,261	1,244	1,226	1,239	1,276	1,360	1,454	1,577	1,719
30-34	6,515	6,358	6,184	5,988	5,847	5,756	5,747	5,805	5,965	6,221	6,612
30	1,326	1,266	1,236	1,213	1,204	1,192	1,209	1,250	1,337	1,434	1,559
31	1,328	1,279	1,220	1,191	1,175	1,172	1,164	1,184	1,229	1,318	1,417
32	1,325	1,285	1,236	1,178	1,156	1,145	1,147	1,142	1,164	1,212	1,303
33	1,282	1,284	1,245	1,197	1,145	1,128	1,121	1,127	1,124	1,148	1,198
34	1,254	1,244	1,247	1,209	1,167	1,119	1,106	1,102	1,111	1,109	1,135
35-39	5,847	5,851	5,831	5,795	5,749	5,697	5,612	5,528	5,430	5,371	5,343
35	1,229	1,219	1,209	1,213	1,181	1,143	1,098	1,089	1,087	1,098	1,097
36	1,219	1,195	1,186	1,176	1,186	1,158	1,123	1,081	1,075	1,074	1,087
37	1,186	1,185	1,162	1,154	1,150	1,163	1,138	1,107	1,067	1,063	1,063
38	1,131	1,153	1,153	1,130	1,128	1,128	1,144	1,122	1,093	1,055	1,052
39	1,082	1,099	1,121	1,122	1,104	1,105	1,109	1,129	1,108	1,081	1,044
40-44	5,104	5,046	5,022	5,040	5,092	5,155	5,220	5,271	5,319	5,342	5,347
40	1,048	1,051	1,069	1,092	1,097	1,083	1,086	1,093	1,116	1,097	1,071
41	1,036	1,018	1,021	1,040	1,068	1,076	1,065	1,070	1,080	1,104	1,086
42	1,019	1,006	989	993	1,016	1,047	1,058	1,049	1,057	1,068	1,093
43	1,008	991	979	962	971	997	1,030	1,043	1,036	1,047	1,059
44	993	980	964	953	940	952	981	1,016	1,030	1,026	1,038

Fuente: Ministerio de Economía, Dirección General de Estadística y Censos.

04- Chalatenango: Estimaciones y proyecciones de la población femenina por años calendario y edades simples. 2005-2025

Edad	2005	2006	2007	2008	2009	2010	2011	2012	2013	2014	2015
45-49	4,513	4,548	4,574	4,570	4,554	4,523	4,519	4,557	4,640	4,742	4,846
45	976	967	954	940	933	923	937	968	1,005	1,020	1,017
46	942	951	942	930	921	916	909	925	957	995	1,011
47	898	918	928	919	911	904	902	897	914	947	985
48	859	875	896	906	901	895	890	889	886	904	938
49	838	837	854	875	888	885	881	878	878	876	895
50-54	3,987	3,964	3,941	3,940	3,973	4,036	4,109	4,178	4,224	4,246	4,251
50	827	817	817	834	858	873	872	869	867	868	867
51	819	807	797	798	818	844	860	861	859	858	859
52	800	799	788	778	782	804	832	849	851	850	849
53	782	779	780	769	762	767	791	820	838	842	842
54	759	762	759	761	753	748	754	779	809	828	834
55-59	3,524	3,524	3,528	3,532	3,546	3,556	3,566	3,579	3,617	3,680	3,767
55	740	740	743	740	745	738	735	743	767	799	819
56	723	722	722	726	725	731	726	724	733	757	790
57	703	706	705	705	711	712	719	715	714	723	748
58	687	686	689	689	691	698	700	708	705	705	714
59	671	670	669	672	674	677	686	689	698	696	696
60-64	3,138	3,132	3,122	3,112	3,111	3,123	3,145	3,179	3,213	3,251	3,280
60	661	654	653	653	657	661	665	675	678	688	686
61	649	643	637	636	638	643	648	654	664	668	678
62	630	631	625	620	621	624	630	636	642	653	657
63	611	612	613	608	604	606	610	617	624	630	641
64	587	592	594	595	591	589	592	597	605	612	618
65-69	2,488	2,543	2,599	2,644	2,680	2,700	2,715	2,727	2,742	2,761	2,789
65	564	568	574	576	579	576	574	578	584	592	600
66	530	545	549	556	559	563	561	559	564	570	579
67	495	511	526	530	538	542	547	547	545	550	557
68	461	476	492	508	513	522	526	532	532	531	536
69	438	443	458	474	491	497	507	511	517	518	517
70-74	1,934	1,957	1,975	1,993	2,026	2,078	2,142	2,209	2,266	2,310	2,341
70	427	421	426	441	458	475	482	492	497	503	504
71	413	412	406	411	426	444	461	469	478	483	490
72	393	398	397	391	397	412	431	447	455	464	469
73	362	378	383	382	377	384	398	417	433	441	451
74	339	348	363	368	368	363	370	384	403	419	427
75-79	1,300	1,348	1,400	1,452	1,494	1,528	1,551	1,573	1,599	1,637	1,689
75	317	324	333	347	352	352	348	356	369	388	403
76	291	301	308	316	330	336	336	333	340	353	372
77	260	274	284	291	299	312	318	318	316	322	335
78	228	241	255	264	271	279	291	297	299	297	303
79	204	208	220	234	242	249	258	269	275	277	276
80-84	726	726	743	776	818	859	897	941	984	1,022	1,052
80	174	181	185	197	210	219	225	234	245	251	253
81	151	161	168	172	183	195	204	210	218	229	235
82	138	139	148	155	159	169	180	189	195	202	213
83	131	126	127	136	142	146	155	166	174	180	186
84	132	119	115	116	124	130	133	142	152	160	165
85 y más	703	716	719	714	712	719	728	743	766	796	827

Fuente: Ministerio de Economía, Dirección General de Estadística y Censos.

04- Chalatenango: Estimaciones y proyecciones de la población femenina por años calendario y edades simples. 2005-2025

Edad	2016	2017	2018	2019	2020	2021	2022	2023	2024	2025
Total	107,020	107,903	108,826	109,769	110,739	111,730	112,705	113,681	114,670	115,679
0-4	9,503	9,542	9,573	9,584	9,580	9,553	9,504	9,444	9,392	9,345
0	1,925	1,929	1,927	1,919	1,911	1,897	1,880	1,865	1,866	1,863
1	1,912	1,920	1,924	1,922	1,914	1,906	1,892	1,876	1,861	1,862
2	1,901	1,909	1,918	1,922	1,920	1,912	1,904	1,890	1,874	1,859
3	1,888	1,899	1,907	1,916	1,921	1,919	1,911	1,903	1,889	1,873
4	1,877	1,885	1,897	1,905	1,914	1,919	1,917	1,910	1,902	1,888
5-9	9,344	9,328	9,341	9,378	9,426	9,476	9,521	9,554	9,570	9,569
5	1,867	1,876	1,884	1,897	1,905	1,914	1,919	1,917	1,911	1,902
6	1,860	1,866	1,875	1,884	1,897	1,905	1,914	1,919	1,918	1,911
7	1,860	1,859	1,865	1,874	1,884	1,897	1,905	1,914	1,920	1,919
8	1,869	1,859	1,859	1,865	1,875	1,885	1,898	1,906	1,915	1,921
9	1,888	1,868	1,858	1,858	1,865	1,875	1,885	1,898	1,906	1,916
10-14	9,771	9,609	9,489	9,401	9,359	9,320	9,310	9,329	9,370	9,420
10	1,909	1,887	1,867	1,857	1,858	1,865	1,875	1,885	1,898	1,907
11	1,903	1,908	1,886	1,866	1,857	1,858	1,865	1,875	1,885	1,898
12	1,944	1,900	1,906	1,884	1,865	1,856	1,857	1,864	1,874	1,885
13	1,981	1,940	1,897	1,903	1,882	1,863	1,854	1,855	1,862	1,872
14	2,034	1,974	1,933	1,891	1,897	1,878	1,859	1,850	1,851	1,858
15-19	11,764	11,200	10,656	10,172	9,797	9,571	9,428	9,325	9,254	9,221
15	2,127	2,024	1,965	1,924	1,884	1,890	1,872	1,853	1,844	1,846
16	2,257	2,115	2,012	1,954	1,915	1,875	1,881	1,865	1,846	1,837
17	2,388	2,241	2,101	2,000	1,942	1,905	1,865	1,872	1,857	1,838
18	2,470	2,370	2,225	2,086	1,985	1,930	1,893	1,855	1,862	1,848
19	2,522	2,450	2,353	2,208	2,071	1,971	1,917	1,880	1,845	1,852
20-24	12,681	12,575	12,404	12,161	11,810	11,345	10,812	10,295	9,838	9,489
20	2,538	2,501	2,430	2,335	2,192	2,056	1,957	1,903	1,868	1,833
21	2,538	2,516	2,481	2,411	2,318	2,176	2,041	1,943	1,890	1,856
22	2,546	2,515	2,495	2,462	2,394	2,302	2,161	2,027	1,930	1,878
23	2,540	2,524	2,494	2,476	2,446	2,379	2,288	2,147	2,015	1,918
24	2,519	2,519	2,504	2,477	2,460	2,432	2,365	2,275	2,135	2,004
25-29	10,877	11,433	11,846	12,113	12,230	12,248	12,177	12,041	11,829	11,499
25	2,442	2,498	2,501	2,486	2,462	2,446	2,419	2,352	2,264	2,124
26	2,334	2,423	2,481	2,484	2,470	2,449	2,433	2,408	2,341	2,254
27	2,189	2,316	2,406	2,466	2,469	2,457	2,436	2,422	2,398	2,331
28	2,039	2,173	2,300	2,391	2,452	2,456	2,445	2,425	2,411	2,389
29	1,873	2,023	2,158	2,286	2,377	2,440	2,444	2,434	2,415	2,401
30-34	7,127	7,752	8,436	9,156	9,882	10,551	11,126	11,555	11,838	11,974
30	1,703	1,858	2,009	2,145	2,274	2,365	2,429	2,434	2,424	2,406
31	1,543	1,689	1,845	1,997	2,134	2,263	2,354	2,420	2,425	2,415
32	1,404	1,531	1,677	1,835	1,988	2,124	2,254	2,346	2,412	2,417
33	1,291	1,393	1,521	1,667	1,827	1,980	2,116	2,246	2,338	2,405
34	1,186	1,281	1,384	1,512	1,659	1,819	1,973	2,109	2,239	2,331
35-39	5,383	5,481	5,678	5,967	6,381	6,916	7,554	8,245	8,968	9,699
35	1,124	1,176	1,273	1,377	1,505	1,652	1,812	1,966	2,102	2,233
36	1,087	1,115	1,168	1,266	1,370	1,499	1,645	1,805	1,959	2,096
37	1,077	1,078	1,107	1,161	1,259	1,364	1,492	1,638	1,798	1,953
38	1,053	1,068	1,070	1,100	1,154	1,253	1,358	1,485	1,631	1,792
39	1,042	1,044	1,060	1,063	1,093	1,148	1,247	1,351	1,478	1,625
40-44	5,308	5,258	5,190	5,153	5,143	5,202	5,315	5,524	5,817	6,237
40	1,035	1,034	1,037	1,053	1,056	1,088	1,143	1,242	1,345	1,472
41	1,062	1,027	1,027	1,030	1,046	1,051	1,083	1,138	1,236	1,339
42	1,076	1,053	1,019	1,019	1,022	1,040	1,045	1,077	1,132	1,231
43	1,084	1,068	1,046	1,012	1,013	1,016	1,034	1,039	1,071	1,128
44	1,051	1,076	1,061	1,039	1,006	1,007	1,010	1,028	1,033	1,067

Fuente: Ministerio de Economía, Dirección General de Estadística y Censos.

04- Chalatenango: Estimaciones y proyecciones de la población femenina por años calendario y edades simples. 2005-2025

Edad	2016	2017	2018	2019	2020	2021	2022	2023	2024	2025
45-49	4,946	5,034	5,108	5,151	5,173	5,147	5,107	5,044	5,016	5,015
45	1,030	1,044	1,070	1,055	1,034	1,001	1,002	1,005	1,023	1,029
46	1,009	1,024	1,038	1,064	1,050	1,029	996	997	1,000	1,019
47	1,002	1,002	1,017	1,032	1,058	1,045	1,024	991	993	996
48	976	995	995	1,011	1,026	1,052	1,039	1,018	987	989
49	929	969	988	989	1,005	1,020	1,046	1,033	1,013	982
50-54	4,272	4,330	4,433	4,553	4,672	4,785	4,876	4,958	5,007	5,036
50	887	922	962	982	983	999	1,014	1,040	1,028	1,008
51	859	880	916	956	976	977	993	1,009	1,035	1,023
52	851	852	874	910	950	970	971	988	1,004	1,030
53	841	843	845	867	903	943	963	965	982	999
54	834	833	836	838	860	896	935	956	958	976
55-59	3,860	3,953	4,018	4,052	4,066	4,096	4,162	4,267	4,389	4,511
55	825	826	826	829	831	853	889	928	949	952
56	810	818	819	819	822	824	847	883	922	943
57	781	803	811	812	812	815	818	841	877	916
58	739	774	796	804	805	805	809	812	835	871
59	705	732	766	788	796	799	799	803	806	829
60-64	3,308	3,338	3,389	3,463	3,559	3,662	3,758	3,826	3,865	3,884
60	687	697	724	758	780	789	792	792	796	799
61	677	679	689	716	749	772	781	784	784	788
62	668	668	670	680	707	741	764	773	776	776
63	646	658	658	661	671	698	732	755	764	767
64	630	636	648	648	652	662	689	722	745	754
65-69	2,825	2,873	2,918	2,967	3,008	3,046	3,082	3,138	3,213	3,308
65	606	619	625	637	638	642	652	679	712	734
66	588	595	607	613	626	628	632	642	668	701
67	566	576	583	595	602	615	617	621	631	657
68	543	553	563	571	583	590	603	605	609	619
69	522	530	540	551	559	571	578	591	593	597
70-74	2,364	2,384	2,409	2,435	2,471	2,514	2,564	2,612	2,661	2,705
70	503	509	518	528	539	547	559	566	579	581
71	491	491	497	506	516	527	535	547	553	567
72	477	478	479	484	493	503	514	522	534	541
73	456	464	465	466	471	480	490	501	509	521
74	437	442	450	451	452	457	466	476	486	495
75-79	1,747	1,810	1,864	1,909	1,941	1,967	1,988	2,012	2,039	2,076
75	411	421	426	434	435	437	441	450	460	471
76	386	394	404	409	417	418	420	424	433	444
77	353	368	376	386	391	399	400	402	406	415
78	315	333	347	355	365	371	378	380	382	386
79	282	294	311	325	333	342	349	356	358	360
80-84	1,077	1,101	1,127	1,161	1,206	1,258	1,309	1,357	1,398	1,429
80	253	259	271	287	301	310	318	325	332	335
81	237	237	243	254	269	283	291	299	306	313
82	219	221	221	226	237	251	264	272	280	286
83	197	203	205	205	210	220	233	245	253	261
84	171	181	187	189	189	194	203	216	227	234
85 y más	863	902	947	993	1,035	1,073	1,112	1,155	1,206	1,262

Fuente: Ministerio de Economía, Dirección General de Estadística y Censos.

05- La Libertad: Estimaciones y proyecciones de la población de ambos sexos por años calendario y edades simples. 2005-2025

Edad	2005	2006	2007	2008	2009	2010	2011	2012	2013	2014	2015
Total	695,628	703,421	711,196	718,892	727,364	736,380	745,719	755,305	765,002	774,807	784,613
0-4	76,130	72,614	69,712	66,926	64,367	61,862	61,370	60,958	60,619	60,347	60,096
0	14,791	12,701	12,556	12,431	12,322	12,242	12,177	12,117	12,071	12,026	11,976
1	14,836	14,706	12,630	12,488	12,365	12,261	12,185	12,124	12,066	12,019	11,978
2	15,129	14,810	14,682	12,607	12,469	12,348	12,246	12,173	12,112	12,057	12,009
3	15,341	15,102	14,785	14,658	12,588	12,452	12,335	12,230	12,160	12,101	12,047
4	16,033	15,295	15,059	14,742	14,623	12,559	12,427	12,314	12,210	12,144	12,086
5-9	84,176	83,293	81,683	79,853	77,876	76,159	72,757	69,959	67,261	64,787	62,338
5	16,454	16,059	15,321	15,089	14,776	14,664	12,601	12,472	12,363	12,263	12,194
6	16,809	16,468	16,076	15,338	15,115	14,809	14,701	12,640	12,511	12,410	12,307
7	16,952	16,819	16,481	16,092	15,360	15,149	14,846	14,740	12,681	12,560	12,457
8	16,973	16,960	16,828	16,490	16,112	15,390	15,183	14,883	14,780	12,727	12,606
9	16,988	16,987	16,977	16,844	16,513	16,147	15,426	15,224	14,926	14,827	12,774
10-14	81,574	83,009	84,017	84,615	84,812	84,532	83,790	82,304	80,607	78,744	77,101
10	16,901	17,001	17,003	16,995	16,871	16,548	16,186	15,463	15,267	14,968	14,871
11	16,736	16,909	17,011	17,015	17,015	16,900	16,580	16,222	15,502	15,307	15,009
12	16,416	16,736	16,911	17,012	17,027	17,037	16,926	16,605	16,250	15,539	15,344
13	15,999	16,403	16,726	16,904	17,016	17,041	17,058	16,948	16,632	16,283	15,575
14	15,522	15,960	16,366	16,689	16,883	17,006	17,040	17,066	16,956	16,647	16,302
15-19	69,884	71,766	73,902	76,142	78,388	80,416	82,137	83,435	84,318	84,726	84,598
15	15,010	15,458	15,900	16,309	16,655	16,862	16,996	17,038	17,071	16,967	16,660
16	14,447	14,917	15,369	15,816	16,248	16,611	16,829	16,975	17,027	17,066	16,967
17	13,890	14,333	14,806	15,261	15,735	16,187	16,566	16,800	16,952	17,012	17,057
18	13,440	13,760	14,205	14,683	15,169	15,665	16,136	16,530	16,774	16,933	17,000
19	13,097	13,298	13,622	14,073	14,581	15,091	15,610	16,092	16,494	16,748	16,914
20-24	60,757	61,571	62,515	63,649	65,177	67,117	69,417	72,030	74,743	77,369	79,681
20	12,801	12,948	13,157	13,488	13,970	14,505	15,032	15,567	16,059	16,473	16,731
21	12,455	12,656	12,810	13,025	13,389	13,900	14,452	14,993	15,538	16,040	16,462
22	12,106	12,312	12,519	12,679	12,927	13,321	13,845	14,414	14,962	15,522	16,027
23	11,814	11,970	12,184	12,397	12,589	12,867	13,273	13,816	14,393	14,954	15,516
24	11,581	11,685	11,845	12,060	12,302	12,524	12,815	13,240	13,791	14,380	14,945
25-29	54,818	55,389	55,985	56,602	57,454	58,489	59,691	61,069	62,684	64,586	66,795
25	11,399	11,467	11,576	11,741	11,988	12,253	12,490	12,799	13,231	13,790	14,386
26	11,171	11,297	11,369	11,483	11,676	11,945	12,225	12,476	12,796	13,234	13,800
27	10,960	11,080	11,211	11,287	11,429	11,645	11,927	12,217	12,482	12,806	13,251
28	10,728	10,884	11,007	11,144	11,249	11,411	11,641	11,929	12,229	12,504	12,832
29	10,560	10,661	10,822	10,947	11,112	11,235	11,408	11,648	11,946	12,252	12,526
30-34	49,701	50,602	51,389	52,132	52,893	53,736	54,595	55,518	56,482	57,579	58,791
30	10,382	10,504	10,610	10,774	10,926	11,106	11,243	11,418	11,668	11,971	12,283
31	10,215	10,334	10,459	10,569	10,757	10,920	11,113	11,258	11,437	11,693	11,999
32	9,963	10,170	10,291	10,420	10,549	10,748	10,924	11,126	11,270	11,454	11,713
33	9,702	9,925	10,136	10,262	10,411	10,550	10,759	10,942	11,146	11,294	11,480
34	9,439	9,669	9,893	10,107	10,250	10,412	10,556	10,774	10,961	11,167	11,316
35-39	43,592	44,713	45,802	46,879	48,003	49,128	50,211	51,196	52,165	53,086	54,062
35	9,204	9,406	9,637	9,863	10,093	10,248	10,413	10,562	10,787	10,976	11,187
36	9,004	9,175	9,381	9,613	9,853	10,092	10,251	10,423	10,575	10,803	10,993
37	8,741	8,973	9,145	9,351	9,596	9,846	10,090	10,252	10,430	10,586	10,816
38	8,474	8,714	8,949	9,124	9,344	9,597	9,853	10,098	10,265	10,445	10,605
39	8,169	8,445	8,690	8,928	9,117	9,345	9,604	9,861	10,108	10,276	10,461
40-44	37,425	38,361	39,366	40,481	41,734	43,012	44,298	45,548	46,785	47,998	49,182
40	7,901	8,137	8,414	8,660	8,911	9,108	9,343	9,604	9,861	10,111	10,282
41	7,684	7,866	8,103	8,381	8,642	8,900	9,103	9,341	9,604	9,860	10,113
42	7,483	7,646	7,831	8,070	8,362	8,629	8,895	9,102	9,339	9,603	9,861
43	7,306	7,443	7,609	7,795	8,045	8,346	8,618	8,887	9,097	9,332	9,599
44	7,051	7,269	7,409	7,575	7,774	8,029	8,339	8,614	8,884	9,092	9,327

Fuente: Ministerio de Economía, Dirección General de Estadística y Censos.

05- La Libertad: Estimaciones y proyecciones de la población de ambos sexos por años calendario y edades simples. 2005-2025

Edad	2005	2006	2007	2008	2009	2010	2011	2012	2013	2014	2015
45-49	31,354	32,366	33,458	34,502	35,552	36,584	37,642	38,791	40,053	41,398	42,739
45	6,777	7,012	7,229	7,369	7,546	7,752	8,012	8,327	8,602	8,871	9,080
46	6,484	6,735	6,970	7,187	7,336	7,521	7,731	7,995	8,311	8,587	8,857
47	6,242	6,444	6,696	6,931	7,157	7,315	7,504	7,718	7,982	8,299	8,577
48	6,014	6,200	6,400	6,652	6,893	7,127	7,288	7,479	7,697	7,961	8,280
49	5,837	5,975	6,163	6,363	6,620	6,869	7,107	7,272	7,461	7,680	7,945
50-54	26,722	27,464	28,131	28,789	29,533	30,461	31,546	32,729	33,871	34,980	36,049
50	5,697	5,800	5,936	6,125	6,334	6,594	6,848	7,090	7,253	7,443	7,663
51	5,579	5,660	5,764	5,901	6,098	6,310	6,573	6,830	7,069	7,235	7,424
52	5,393	5,538	5,622	5,723	5,865	6,067	6,280	6,544	6,803	7,041	7,209
53	5,155	5,352	5,498	5,582	5,686	5,833	6,039	6,251	6,519	6,771	7,011
54	4,898	5,114	5,311	5,458	5,550	5,657	5,806	6,014	6,227	6,490	6,742
55-59	21,387	22,124	22,975	23,896	24,834	25,708	26,502	27,235	27,968	28,751	29,698
55	4,658	4,856	5,070	5,268	5,420	5,516	5,625	5,776	5,985	6,197	6,459
56	4,449	4,614	4,811	5,024	5,227	5,383	5,480	5,593	5,743	5,953	6,164
57	4,255	4,404	4,571	4,766	4,982	5,188	5,345	5,447	5,558	5,709	5,918
58	4,086	4,209	4,359	4,525	4,722	4,941	5,149	5,309	5,409	5,521	5,673
59	3,939	4,041	4,164	4,313	4,483	4,680	4,903	5,110	5,273	5,371	5,484
60-64	17,618	18,131	18,604	19,077	19,612	20,266	21,037	21,920	22,881	23,844	24,728
60	3,807	3,890	3,993	4,116	4,268	4,439	4,639	4,862	5,070	5,232	5,331
61	3,709	3,758	3,843	3,945	4,073	4,225	4,398	4,597	4,823	5,029	5,189
62	3,548	3,660	3,711	3,795	3,905	4,035	4,188	4,362	4,560	4,785	4,990
63	3,376	3,498	3,610	3,662	3,750	3,862	3,993	4,147	4,322	4,519	4,743
64	3,178	3,325	3,447	3,559	3,616	3,705	3,819	3,952	4,106	4,279	4,475
65-69	14,109	14,469	14,874	15,307	15,823	16,347	16,882	17,393	17,919	18,481	19,147
65	3,050	3,127	3,272	3,393	3,508	3,570	3,658	3,772	3,907	4,061	4,233
66	2,951	2,998	3,076	3,219	3,340	3,459	3,520	3,614	3,727	3,862	4,015
67	2,853	2,896	2,945	3,022	3,168	3,287	3,410	3,471	3,565	3,679	3,813
68	2,709	2,799	2,843	2,892	2,973	3,117	3,236	3,359	3,419	3,518	3,627
69	2,546	2,649	2,738	2,781	2,834	2,914	3,058	3,177	3,301	3,361	3,459
70-74	10,565	10,983	11,410	11,835	12,240	12,623	12,993	13,408	13,851	14,361	14,866
70	2,387	2,489	2,590	2,679	2,723	2,778	2,860	3,003	3,121	3,242	3,303
71	2,248	2,326	2,429	2,528	2,620	2,664	2,720	2,804	2,942	3,058	3,176
72	2,117	2,187	2,265	2,364	2,463	2,553	2,601	2,655	2,737	2,874	2,988
73	1,980	2,059	2,127	2,203	2,300	2,398	2,488	2,533	2,590	2,670	2,804
74	1,833	1,922	1,999	2,061	2,134	2,230	2,324	2,413	2,461	2,517	2,595
75-79	7,325	7,695	8,066	8,423	8,780	9,127	9,491	9,868	10,249	10,616	10,971
75	1,703	1,777	1,863	1,938	1,996	2,068	2,163	2,257	2,344	2,391	2,448
76	1,576	1,650	1,723	1,807	1,883	1,937	2,009	2,101	2,193	2,278	2,324
77	1,466	1,527	1,598	1,668	1,749	1,824	1,877	1,947	2,037	2,127	2,210
78	1,343	1,425	1,486	1,555	1,625	1,704	1,777	1,830	1,893	1,979	2,065
79	1,237	1,316	1,396	1,455	1,527	1,594	1,665	1,733	1,782	1,841	1,924
80-84	4,401	4,675	5,016	5,378	5,744	6,118	6,425	6,724	7,010	7,281	7,546
80	1,081	1,233	1,309	1,388	1,446	1,512	1,574	1,639	1,703	1,746	1,803
81	976	1,017	1,161	1,233	1,308	1,365	1,428	1,486	1,548	1,610	1,652
82	869	912	953	1,086	1,156	1,227	1,281	1,340	1,396	1,455	1,515
83	765	807	847	887	1,012	1,077	1,144	1,196	1,252	1,305	1,361
84	710	706	746	784	822	937	998	1,063	1,111	1,165	1,215
85 y más	4,090	4,196	4,291	4,406	4,542	4,695	4,935	5,220	5,536	5,873	6,225

Fuente: Ministerio de Economía, Dirección General de Estadística y Censos.

05- La Libertad: Estimaciones y proyecciones de la población de ambos sexos por años calendario y edades simples. 2005-2025

Edad	2016	2017	2018	2019	2020	2021	2022	2023	2024	2025
Total	794,359	803,794	813,017	822,131	830,976	839,595	847,847	855,862	863,729	870,862
0-4	59,858	59,617	59,350	59,054	58,698	58,276	57,773	57,199	56,685	56,214
0	11,924	11,866	11,796	11,716	11,614	11,494	11,353	11,216	11,192	11,130
1	11,930	11,880	11,823	11,755	11,676	11,577	11,459	11,318	11,185	11,163
2	11,967	11,922	11,872	11,815	11,747	11,667	11,568	11,451	11,310	11,179
3	12,002	11,957	11,912	11,863	11,806	11,740	11,660	11,561	11,444	11,305
4	12,035	11,992	11,947	11,905	11,855	11,798	11,733	11,653	11,554	11,437
5-9	61,882	61,489	61,148	60,868	60,611	60,371	60,102	59,809	59,487	59,103
5	12,136	12,083	12,039	11,993	11,950	11,897	11,836	11,769	11,687	11,586
6	12,242	12,179	12,122	12,081	12,032	11,991	11,933	11,869	11,802	11,718
7	12,353	12,287	12,222	12,166	12,122	12,076	12,028	11,969	11,904	11,832
8	12,499	12,394	12,326	12,260	12,205	12,159	12,108	12,059	12,000	11,935
9	12,652	12,546	12,439	12,368	12,302	12,248	12,197	12,143	12,094	12,032
10-14	73,750	70,988	68,296	65,802	63,340	62,869	62,448	62,081	61,758	61,449
10	12,818	12,697	12,588	12,483	12,409	12,346	12,287	12,233	12,179	12,123
11	14,911	12,859	12,736	12,628	12,521	12,447	12,380	12,319	12,265	12,208
12	15,045	14,948	12,892	12,769	12,661	12,556	12,481	12,409	12,346	12,292
13	15,381	15,081	14,976	12,923	12,803	12,692	12,586	12,511	12,436	12,371
14	15,595	15,403	15,104	14,999	12,946	12,828	12,714	12,609	12,532	12,455
15-19	83,987	82,609	80,996	79,190	77,569	74,234	71,479	68,800	66,319	63,856
15	16,319	15,617	15,425	15,125	15,021	12,971	12,853	12,739	12,633	12,551
16	16,663	16,327	15,627	15,437	15,135	15,034	12,985	12,866	12,754	12,646
17	16,963	16,664	16,330	15,634	15,444	15,142	15,042	12,995	12,877	12,764
18	17,051	16,957	16,662	16,332	15,639	15,448	15,148	15,049	13,004	12,885
19	16,991	17,044	16,952	16,662	16,330	15,639	15,451	15,151	15,051	13,010
20-24	81,608	83,060	84,065	84,559	84,507	83,949	82,612	81,029	79,240	77,628
20	16,902	16,981	17,040	16,950	16,662	16,331	15,640	15,453	15,154	15,053
21	16,722	16,899	16,976	17,037	16,950	16,665	16,331	15,642	15,457	15,156
22	16,452	16,713	16,893	16,973	17,035	16,950	16,663	16,326	15,640	15,458
23	16,024	16,448	16,712	16,892	16,973	17,035	16,948	16,665	16,326	15,641
24	15,508	16,019	16,444	16,707	16,887	16,968	17,030	16,943	16,663	16,320
25-29	69,297	72,027	74,820	77,470	79,788	81,707	83,141	84,131	84,614	84,538
25	14,949	15,515	16,026	16,451	16,710	16,889	16,969	17,035	16,946	16,664
26	14,393	14,958	15,524	16,037	16,459	16,714	16,890	16,970	17,038	16,945
27	13,818	14,409	14,973	15,537	16,049	16,468	16,725	16,899	16,977	17,037
28	13,277	13,843	14,431	14,994	15,554	16,064	16,480	16,736	16,909	16,980
29	12,860	13,302	13,866	14,451	15,016	15,572	16,077	16,491	16,744	16,912
30-34	60,134	61,622	63,289	65,209	67,384	69,829	72,505	75,242	77,834	80,053
30	12,555	12,889	13,329	13,894	14,473	15,038	15,590	16,092	16,506	16,746
31	12,311	12,583	12,917	13,356	13,917	14,493	15,055	15,605	16,106	16,508
32	12,022	12,337	12,609	12,940	13,377	13,932	14,507	15,065	15,615	16,103
33	11,741	12,050	12,363	12,636	12,961	13,391	13,950	14,519	15,080	15,617
34	11,505	11,763	12,071	12,383	12,656	12,975	13,403	13,961	14,527	15,079
35-39	55,003	55,951	56,923	58,025	59,223	60,555	62,000	63,623	65,495	67,570
35	11,334	11,520	11,778	12,085	12,392	12,665	12,982	13,414	13,967	14,520
36	11,207	11,349	11,537	11,794	12,097	12,407	12,676	12,992	13,422	13,963
37	11,006	11,215	11,355	11,546	11,800	12,103	12,411	12,680	12,995	13,414
38	10,835	11,019	11,224	11,366	11,557	11,811	12,112	12,418	12,687	12,991
39	10,621	10,848	11,029	11,234	11,377	11,569	11,819	12,119	12,424	12,682
40-44	50,326	51,345	52,324	53,242	54,203	55,106	56,048	57,006	58,091	59,216
40	10,470	10,628	10,850	11,034	11,238	11,381	11,571	11,819	12,120	12,412
41	10,286	10,472	10,627	10,850	11,036	11,237	11,382	11,570	11,819	12,106
42	10,116	10,283	10,469	10,626	10,851	11,032	11,233	11,378	11,567	11,803
43	9,857	10,109	10,275	10,462	10,619	10,844	11,024	11,224	11,369	11,548
44	9,597	9,853	10,103	10,270	10,459	10,612	10,838	11,015	11,216	11,347

Fuente: Ministerio de Economía, Dirección General de Estadística y Censos.

05- La Libertad: Estimaciones y proyecciones de la población de ambos sexos por años calendario y edades simples. 2005-2025

Edad	2016	2017	2018	2019	2020	2021	2022	2023	2024	2025
45-49	44,057	45,294	46,520	47,733	48,908	50,029	51,030	52,004	52,914	53,817
45	9,318	9,582	9,840	10,091	10,258	10,446	10,596	10,823	11,003	11,190
46	9,070	9,302	9,566	9,824	10,074	10,242	10,428	10,578	10,805	10,975
47	8,848	9,053	9,285	9,549	9,810	10,057	10,222	10,407	10,558	10,778
48	8,557	8,821	9,029	9,261	9,526	9,784	10,028	10,195	10,380	10,524
49	8,264	8,536	8,800	9,008	9,240	9,500	9,756	10,001	10,168	10,350
50-54	37,137	38,282	39,528	40,852	42,159	43,433	44,655	45,867	47,054	48,160
50	7,928	8,242	8,513	8,779	8,986	9,214	9,473	9,732	9,974	10,133
51	7,646	7,905	8,220	8,492	8,755	8,958	9,185	9,445	9,702	9,938
52	7,400	7,615	7,874	8,188	8,458	8,720	8,925	9,152	9,410	9,658
53	7,181	7,369	7,583	7,841	8,152	8,423	8,684	8,890	9,115	9,364
54	6,982	7,151	7,338	7,552	7,808	8,118	8,388	8,648	8,853	9,067
55-59	30,786	31,928	33,032	34,114	35,149	36,198	37,323	38,545	39,840	41,094
55	6,710	6,945	7,113	7,300	7,513	7,768	8,077	8,345	8,605	8,802
56	6,426	6,671	6,903	7,073	7,256	7,469	7,724	8,032	8,299	8,552
57	6,127	6,386	6,629	6,859	7,028	7,212	7,422	7,676	7,983	8,245
58	5,884	6,087	6,343	6,585	6,814	6,983	7,165	7,374	7,627	7,927
59	5,639	5,839	6,044	6,297	6,538	6,766	6,935	7,118	7,326	7,568
60-64	25,527	26,234	26,941	27,693	28,599	29,635	30,738	31,817	32,873	33,827
60	5,446	5,595	5,794	5,996	6,248	6,489	6,715	6,884	7,065	7,264
61	5,290	5,399	5,550	5,746	5,950	6,199	6,438	6,663	6,832	7,000
62	5,151	5,246	5,355	5,504	5,699	5,902	6,149	6,387	6,610	6,764
63	4,945	5,101	5,196	5,304	5,452	5,647	5,848	6,093	6,332	6,540
64	4,695	4,893	5,046	5,143	5,250	5,398	5,588	5,790	6,034	6,259
65-69	19,901	20,731	21,623	22,519	23,344	24,089	24,767	25,452	26,185	27,016
65	4,426	4,641	4,835	4,986	5,084	5,190	5,335	5,527	5,728	5,961
66	4,182	4,369	4,582	4,775	4,924	5,021	5,127	5,271	5,461	5,652
67	3,964	4,123	4,310	4,520	4,709	4,857	4,954	5,062	5,202	5,382
68	3,762	3,903	4,061	4,247	4,453	4,641	4,787	4,884	4,989	5,120
69	3,567	3,695	3,835	3,991	4,174	4,380	4,564	4,708	4,805	4,901
70-74	15,378	15,857	16,346	16,861	17,463	18,155	18,936	19,773	20,604	21,327
70	3,399	3,502	3,627	3,767	3,919	4,101	4,303	4,485	4,627	4,714
71	3,237	3,331	3,432	3,555	3,695	3,843	4,024	4,222	4,401	4,532
72	3,103	3,163	3,255	3,358	3,477	3,617	3,761	3,940	4,135	4,300
73	2,914	3,027	3,086	3,177	3,279	3,398	3,535	3,678	3,853	4,033
74	2,725	2,834	2,946	3,004	3,093	3,196	3,313	3,448	3,588	3,748
75-79	11,313	11,673	12,053	12,504	12,952	13,412	13,843	14,298	14,774	15,279
75	2,522	2,650	2,755	2,867	2,924	3,012	3,112	3,228	3,360	3,484
76	2,381	2,451	2,574	2,679	2,787	2,844	2,931	3,028	3,141	3,259
77	2,255	2,304	2,374	2,493	2,594	2,701	2,756	2,842	2,936	3,038
78	2,148	2,186	2,232	2,301	2,416	2,511	2,615	2,669	2,752	2,842
79	2,007	2,082	2,118	2,164	2,231	2,344	2,429	2,531	2,585	2,656
80-84	7,828	8,122	8,419	8,708	8,980	9,243	9,534	9,846	10,214	10,570
80	1,881	1,960	2,024	2,061	2,104	2,166	2,273	2,353	2,452	2,499
81	1,706	1,781	1,857	1,919	1,955	1,997	2,056	2,159	2,236	2,330
82	1,555	1,605	1,678	1,752	1,810	1,846	1,885	1,941	2,041	2,114
83	1,419	1,455	1,504	1,574	1,642	1,700	1,732	1,773	1,825	1,919
84	1,267	1,321	1,356	1,402	1,469	1,534	1,588	1,620	1,660	1,708
85 y más	6,587	6,965	7,344	7,728	8,099	8,505	8,913	9,340	9,748	10,145

Fuente: Ministerio de Economía, Dirección General de Estadística y Censos.

05- La Libertad: Estimaciones y proyecciones de la población masculina por años calendario y edades simples. 2005-2025

Edad	2005	2006	2007	2008	2009	2010	2011	2012	2013	2014	2015
Total	332,891	335,950	339,000	342,023	345,453	349,270	353,294	357,459	361,724	366,092	370,478
0-4	39,049	37,228	35,722	34,273	32,940	31,607	31,352	31,141	30,970	30,831	30,702
0	7,621	6,500	6,423	6,358	6,302	6,262	6,228	6,196	6,174	6,149	6,123
1	7,602	7,565	6,454	6,379	6,315	6,262	6,224	6,193	6,162	6,140	6,118
2	7,752	7,589	7,553	6,442	6,369	6,306	6,254	6,218	6,187	6,158	6,135
3	7,860	7,738	7,576	7,540	6,432	6,360	6,299	6,246	6,211	6,181	6,153
4	8,214	7,836	7,716	7,554	7,522	6,417	6,347	6,288	6,236	6,203	6,173
5-9	43,117	42,666	41,838	40,897	39,879	39,027	37,270	35,815	34,413	33,123	31,819
5	8,430	8,226	7,848	7,729	7,569	7,541	6,437	6,368	6,311	6,261	6,227
6	8,611	8,437	8,234	7,856	7,741	7,585	7,559	6,456	6,387	6,334	6,283
7	8,684	8,615	8,442	8,240	7,865	7,756	7,602	7,577	6,475	6,410	6,356
8	8,694	8,688	8,619	8,446	8,249	7,880	7,774	7,621	7,598	6,499	6,433
9	8,698	8,700	8,695	8,626	8,455	8,265	7,898	7,793	7,642	7,619	6,520
10-14	41,527	42,347	42,923	43,264	43,377	43,244	42,867	42,105	41,237	40,287	39,477
10	8,647	8,703	8,706	8,702	8,636	8,470	8,283	7,916	7,814	7,662	7,639
11	8,550	8,648	8,704	8,708	8,707	8,647	8,483	8,299	7,932	7,832	7,680
12	8,366	8,549	8,649	8,704	8,714	8,719	8,662	8,496	8,315	7,951	7,852
13	8,123	8,354	8,538	8,639	8,700	8,718	8,726	8,669	8,506	8,330	7,967
14	7,841	8,093	8,326	8,511	8,620	8,690	8,713	8,725	8,670	8,512	8,339
15-19	34,552	35,585	36,777	38,042	39,327	40,505	41,510	42,273	42,800	43,055	43,023
15	7,535	7,790	8,044	8,277	8,474	8,594	8,671	8,700	8,716	8,666	8,510
16	7,199	7,461	7,718	7,976	8,222	8,433	8,560	8,645	8,682	8,703	8,654
17	6,866	7,107	7,371	7,630	7,905	8,165	8,387	8,524	8,615	8,654	8,681
18	6,588	6,758	7,001	7,269	7,548	7,839	8,111	8,343	8,487	8,583	8,628
19	6,364	6,469	6,643	6,890	7,178	7,474	7,781	8,061	8,300	8,449	8,550
20-24	28,782	29,133	29,578	30,148	30,970	32,062	33,383	34,898	36,490	38,042	39,417
20	6,166	6,237	6,347	6,524	6,792	7,100	7,409	7,725	8,013	8,260	8,412
21	5,947	6,041	6,116	6,230	6,427	6,716	7,036	7,354	7,678	7,973	8,225
22	5,730	5,821	5,919	5,998	6,134	6,352	6,650	6,981	7,307	7,639	7,937
23	5,545	5,607	5,702	5,804	5,903	6,061	6,287	6,599	6,935	7,270	7,604
24	5,394	5,427	5,494	5,592	5,714	5,833	6,001	6,239	6,557	6,900	7,239
25-29	25,096	25,234	25,406	25,612	25,975	26,484	27,109	27,851	28,744	29,826	31,104
25	5,271	5,284	5,321	5,392	5,509	5,650	5,779	5,959	6,202	6,526	6,873
26	5,133	5,169	5,186	5,226	5,316	5,450	5,600	5,740	5,926	6,174	6,503
27	5,011	5,040	5,079	5,099	5,159	5,265	5,409	5,564	5,714	5,904	6,154
28	4,886	4,928	4,960	5,002	5,039	5,116	5,232	5,379	5,540	5,696	5,889
29	4,795	4,813	4,860	4,893	4,952	5,003	5,089	5,209	5,362	5,526	5,685
30-34	22,477	22,773	23,009	23,223	23,451	23,741	24,064	24,451	24,890	25,426	26,041
30	4,705	4,733	4,754	4,803	4,851	4,923	4,982	5,071	5,195	5,352	5,519
31	4,623	4,653	4,682	4,707	4,768	4,824	4,905	4,968	5,060	5,188	5,347
32	4,505	4,575	4,607	4,639	4,674	4,743	4,807	4,893	4,956	5,052	5,182
33	4,383	4,464	4,536	4,570	4,612	4,654	4,729	4,798	4,887	4,950	5,047
34	4,261	4,348	4,430	4,504	4,546	4,597	4,641	4,721	4,792	4,884	4,946
35-39	19,649	20,105	20,536	20,950	21,375	21,792	22,185	22,534	22,869	23,200	23,572
35	4,153	4,230	4,317	4,400	4,483	4,532	4,584	4,632	4,714	4,789	4,883
36	4,061	4,126	4,205	4,292	4,382	4,469	4,522	4,578	4,627	4,711	4,787
37	3,940	4,036	4,102	4,182	4,275	4,370	4,459	4,515	4,573	4,625	4,711
38	3,818	3,918	4,015	4,082	4,168	4,265	4,363	4,452	4,510	4,571	4,624
39	3,677	3,795	3,897	3,994	4,067	4,156	4,257	4,357	4,445	4,504	4,567
40-44	16,822	17,204	17,617	18,080	18,600	19,129	19,656	20,161	20,657	21,121	21,564
40	3,554	3,654	3,772	3,874	3,977	4,054	4,146	4,249	4,347	4,437	4,497
41	3,454	3,528	3,627	3,746	3,854	3,960	4,040	4,135	4,239	4,334	4,426
42	3,361	3,427	3,502	3,602	3,726	3,837	3,947	4,029	4,124	4,227	4,322
43	3,283	3,335	3,403	3,478	3,583	3,711	3,823	3,935	4,020	4,113	4,216
44	3,170	3,260	3,313	3,380	3,460	3,567	3,700	3,813	3,927	4,010	4,103

Fuente: Ministerio de Economía, Dirección General de Estadística y Censos.

05- La Libertad: Estimaciones y proyecciones de la población masculina por años calendario y edades simples. 2005-2025

Edad	2005	2006	2007	2008	2009	2010	2011	2012	2013	2014	2015
45-49	14,173	14,569	15,003	15,419	15,840	16,257	16,690	17,163	17,690	18,258	18,822
45	3,052	3,147	3,236	3,291	3,362	3,445	3,554	3,689	3,802	3,916	4,000
46	2,925	3,026	3,121	3,210	3,269	3,343	3,429	3,539	3,675	3,790	3,904
47	2,822	2,899	3,000	3,094	3,186	3,250	3,326	3,412	3,524	3,661	3,777
48	2,725	2,797	2,873	2,975	3,071	3,167	3,231	3,308	3,397	3,509	3,647
49	2,649	2,700	2,773	2,849	2,952	3,052	3,150	3,215	3,292	3,382	3,494
50-54	12,171	12,461	12,712	12,957	13,229	13,584	14,003	14,470	14,926	15,380	15,820
50	2,589	2,625	2,674	2,746	2,826	2,930	3,032	3,132	3,197	3,275	3,365
51	2,539	2,564	2,600	2,650	2,724	2,806	2,910	3,014	3,113	3,181	3,258
52	2,457	2,515	2,542	2,578	2,629	2,706	2,788	2,892	2,996	3,096	3,165
53	2,351	2,432	2,491	2,518	2,555	2,609	2,686	2,767	2,873	2,976	3,077
54	2,235	2,325	2,405	2,465	2,495	2,533	2,587	2,665	2,747	2,852	2,955
55-59	9,763	10,077	10,438	10,821	11,205	11,554	11,863	12,140	12,407	12,694	13,054
55	2,127	2,210	2,299	2,379	2,441	2,472	2,510	2,566	2,644	2,727	2,831
56	2,032	2,102	2,184	2,273	2,354	2,418	2,449	2,488	2,543	2,622	2,706
57	1,943	2,007	2,078	2,159	2,249	2,331	2,395	2,428	2,465	2,521	2,600
58	1,865	1,919	1,983	2,053	2,133	2,225	2,308	2,374	2,405	2,442	2,499
59	1,796	1,839	1,894	1,957	2,028	2,108	2,201	2,284	2,350	2,382	2,418
60-64	7,991	8,211	8,410	8,608	8,829	9,104	9,425	9,791	10,180	10,571	10,923
60	1,733	1,769	1,812	1,867	1,931	2,002	2,083	2,175	2,258	2,325	2,356
61	1,686	1,704	1,741	1,783	1,840	1,903	1,974	2,055	2,147	2,230	2,297
62	1,609	1,658	1,675	1,712	1,756	1,814	1,878	1,948	2,027	2,120	2,202
63	1,528	1,581	1,629	1,646	1,684	1,729	1,788	1,852	1,922	2,001	2,094
64	1,435	1,499	1,553	1,600	1,618	1,656	1,702	1,761	1,826	1,895	1,974
65-69	6,329	6,483	6,656	6,843	7,063	7,280	7,501	7,705	7,919	8,149	8,423
65	1,374	1,407	1,470	1,523	1,570	1,591	1,628	1,673	1,733	1,798	1,867
66	1,326	1,347	1,381	1,443	1,495	1,544	1,564	1,603	1,648	1,708	1,773
67	1,279	1,298	1,318	1,352	1,415	1,466	1,517	1,537	1,575	1,620	1,680
68	1,212	1,251	1,269	1,290	1,324	1,387	1,437	1,488	1,507	1,548	1,589
69	1,138	1,180	1,218	1,235	1,259	1,292	1,355	1,404	1,456	1,475	1,514
70-74	4,684	4,867	5,049	5,229	5,395	5,555	5,708	5,879	6,062	6,274	6,480
70	1,064	1,108	1,149	1,187	1,203	1,228	1,262	1,323	1,373	1,422	1,442
71	1,000	1,032	1,076	1,116	1,154	1,171	1,196	1,231	1,288	1,338	1,386
72	939	969	1,001	1,044	1,084	1,121	1,140	1,162	1,196	1,254	1,303
73	875	910	940	971	1,014	1,053	1,089	1,108	1,130	1,163	1,220
74	806	848	883	911	940	982	1,021	1,055	1,075	1,097	1,129
75-79	3,177	3,324	3,479	3,632	3,787	3,937	4,099	4,258	4,416	4,565	4,710
75	745	777	818	852	879	908	949	987	1,020	1,040	1,063
76	686	718	748	788	821	847	875	914	952	984	1,003
77	636	660	690	719	757	789	815	841	881	918	949
78	579	610	634	662	690	726	759	784	809	847	882
79	531	559	589	611	640	667	701	732	754	776	813
80-84	1,866	1,969	2,092	2,223	2,355	2,494	2,611	2,729	2,848	2,965	3,077
80	462	518	544	574	595	623	647	677	707	726	749
81	415	431	483	508	536	557	584	605	634	663	681
82	368	385	400	447	472	499	518	543	563	590	618
83	323	339	354	369	413	436	461	479	503	522	547
84	298	296	311	325	339	379	401	425	441	464	482
85 y más	1,666	1,714	1,755	1,802	1,856	1,914	1,998	2,095	2,206	2,325	2,450

Fuente: Ministerio de Economía, Dirección General de Estadística y Censos.

05- La Libertad: Estimaciones y proyecciones de la población masculina por años calendario y edades simples. 2005-2025

Edad	2016	2017	2018	2019	2020	2021	2022	2023	2024	2025
Total	374,866	379,135	383,291	387,401	391,394	395,313	399,050	402,673	406,253	409,434
0-4	30,581	30,458	30,319	30,166	29,983	29,767	29,511	29,220	28,957	28,718
0	6,097	6,067	6,029	5,990	5,937	5,874	5,804	5,734	5,720	5,690
1	6,093	6,068	6,039	6,002	5,964	5,913	5,851	5,781	5,715	5,702
2	6,113	6,089	6,064	6,035	5,998	5,960	5,909	5,848	5,777	5,712
3	6,131	6,108	6,084	6,059	6,030	5,995	5,956	5,905	5,844	5,774
4	6,147	6,126	6,103	6,080	6,054	6,025	5,991	5,952	5,901	5,840
5-9	31,584	31,385	31,212	31,070	30,938	30,816	30,678	30,529	30,364	30,165
5	6,197	6,170	6,148	6,125	6,102	6,074	6,043	6,008	5,968	5,916
6	6,251	6,218	6,189	6,168	6,144	6,123	6,092	6,059	6,024	5,983
7	6,305	6,272	6,238	6,209	6,187	6,165	6,140	6,109	6,075	6,038
8	6,377	6,325	6,291	6,257	6,228	6,205	6,180	6,155	6,124	6,090
9	6,454	6,400	6,346	6,311	6,277	6,249	6,223	6,198	6,173	6,138
10-14	37,744	36,305	34,903	33,604	32,296	32,055	31,842	31,661	31,501	31,343
10	6,541	6,476	6,420	6,367	6,331	6,296	6,268	6,241	6,215	6,187
11	7,657	6,560	6,494	6,438	6,385	6,349	6,312	6,283	6,255	6,229
12	7,700	7,677	6,577	6,511	6,455	6,404	6,368	6,328	6,298	6,268
13	7,869	7,714	7,689	6,590	6,525	6,469	6,416	6,383	6,340	6,309
14	7,977	7,878	7,723	7,698	6,600	6,537	6,478	6,426	6,393	6,350
15-19	42,735	42,049	41,242	40,332	39,540	37,823	36,400	35,011	33,732	32,434
15	8,339	7,980	7,883	7,727	7,702	6,607	6,544	6,484	6,433	6,398
16	8,500	8,332	7,975	7,880	7,722	7,701	6,608	6,544	6,486	6,432
17	8,636	8,487	8,320	7,967	7,872	7,715	7,695	6,605	6,542	6,481
18	8,658	8,615	8,470	8,306	7,954	7,861	7,705	7,685	6,599	6,534
19	8,602	8,635	8,594	8,452	8,290	7,939	7,848	7,693	7,672	6,589
20-24	40,572	41,448	42,065	42,395	42,432	42,199	41,561	40,790	39,911	39,148
20	8,519	8,572	8,609	8,570	8,431	8,268	7,920	7,830	7,676	7,656
21	8,381	8,491	8,544	8,583	8,546	8,411	8,248	7,901	7,813	7,659
22	8,193	8,348	8,462	8,517	8,558	8,523	8,388	8,224	7,880	7,795
23	7,905	8,160	8,318	8,434	8,490	8,533	8,497	8,363	8,202	7,859
24	7,574	7,877	8,132	8,291	8,407	8,464	8,508	8,472	8,340	8,179
25-29	32,570	34,178	35,827	37,404	38,791	39,955	40,839	41,465	41,805	41,843
25	7,213	7,548	7,852	8,107	8,265	8,381	8,439	8,485	8,450	8,315
26	6,850	7,191	7,525	7,832	8,084	8,242	8,356	8,415	8,462	8,425
27	6,486	6,832	7,171	7,505	7,812	8,064	8,221	8,336	8,394	8,437
28	6,142	6,473	6,817	7,154	7,488	7,794	8,046	8,201	8,316	8,371
29	5,879	6,134	6,462	6,806	7,142	7,474	7,777	8,028	8,183	8,295
30-34	26,760	27,576	28,513	29,612	30,888	32,325	33,896	35,518	37,064	38,405
30	5,678	5,874	6,127	6,455	6,797	7,132	7,463	7,764	8,014	8,164
31	5,514	5,674	5,870	6,121	6,448	6,788	7,122	7,453	7,752	7,997
32	5,344	5,510	5,671	5,866	6,117	6,441	6,777	7,110	7,441	7,734
33	5,179	5,342	5,506	5,668	5,862	6,108	6,433	6,767	7,101	7,424
34	5,045	5,176	5,339	5,502	5,664	5,856	6,101	6,424	6,756	7,086
35-39	23,941	24,347	24,797	25,337	25,946	26,658	27,459	28,370	29,440	30,656
35	4,943	5,040	5,172	5,335	5,494	5,657	5,847	6,094	6,414	6,740
36	4,882	4,940	5,038	5,170	5,329	5,490	5,652	5,841	6,087	6,399
37	4,786	4,877	4,935	5,033	5,165	5,324	5,484	5,644	5,833	6,074
38	4,710	4,783	4,872	4,931	5,030	5,161	5,321	5,477	5,636	5,821
39	4,620	4,707	4,780	4,868	4,928	5,026	5,155	5,314	5,470	5,622
40-44	21,983	22,349	22,707	23,050	23,419	23,781	24,180	24,620	25,152	25,713
40	4,562	4,616	4,700	4,775	4,862	4,922	5,019	5,147	5,307	5,455
41	4,487	4,553	4,607	4,692	4,767	4,853	4,912	5,008	5,137	5,288
42	4,416	4,476	4,543	4,598	4,683	4,757	4,841	4,901	4,999	5,118
43	4,311	4,404	4,464	4,532	4,586	4,674	4,746	4,830	4,890	4,981
44	4,207	4,300	4,393	4,453	4,521	4,575	4,662	4,734	4,819	4,871

Fuente: Ministerio de Economía, Dirección General de Estadística y Censos.

05- La Libertad: Estimaciones y proyecciones de la población masculina por años calendario y edades simples. 2005-2025

Edad	2016	2017	2018	2019	2020	2021	2022	2023	2024	2025
45-49	19,370	19,860	20,331	20,785	21,218	21,627	21,989	22,347	22,687	23,037
45	4,095	4,193	4,286	4,379	4,439	4,509	4,560	4,648	4,721	4,801
46	3,990	4,079	4,177	4,270	4,362	4,422	4,491	4,543	4,630	4,701
47	3,891	3,972	4,061	4,158	4,253	4,343	4,403	4,471	4,523	4,609
48	3,762	3,872	3,954	4,043	4,140	4,233	4,323	4,383	4,451	4,499
49	3,632	3,744	3,853	3,935	4,024	4,120	4,212	4,302	4,362	4,427
50-54	16,270	16,744	17,259	17,804	18,343	18,866	19,346	19,810	20,254	20,654
50	3,477	3,613	3,723	3,834	3,914	4,003	4,099	4,192	4,281	4,334
51	3,348	3,457	3,594	3,703	3,812	3,893	3,981	4,077	4,170	4,254
52	3,243	3,329	3,437	3,571	3,681	3,790	3,870	3,958	4,053	4,143
53	3,146	3,221	3,307	3,413	3,547	3,657	3,765	3,845	3,932	4,023
54	3,056	3,124	3,198	3,283	3,389	3,523	3,631	3,738	3,818	3,900
55-59	13,481	13,943	14,385	14,820	15,237	15,661	16,121	16,618	17,149	17,650
55	2,933	3,033	3,099	3,173	3,258	3,364	3,496	3,603	3,710	3,785
56	2,809	2,910	3,007	3,074	3,146	3,232	3,337	3,468	3,575	3,675
57	2,683	2,786	2,884	2,980	3,048	3,119	3,204	3,308	3,438	3,541
58	2,579	2,661	2,761	2,859	2,954	3,021	3,092	3,176	3,279	3,404
59	2,477	2,553	2,634	2,734	2,831	2,925	2,992	3,063	3,147	3,245
60-64	11,232	11,499	11,763	12,041	12,387	12,791	13,229	13,659	14,081	14,448
60	2,394	2,450	2,526	2,606	2,705	2,802	2,895	2,962	3,032	3,110
61	2,328	2,365	2,421	2,497	2,577	2,675	2,771	2,863	2,931	2,992
62	2,271	2,300	2,337	2,393	2,468	2,548	2,645	2,740	2,832	2,889
63	2,174	2,241	2,270	2,307	2,362	2,436	2,516	2,612	2,708	2,791
64	2,065	2,143	2,209	2,238	2,275	2,330	2,402	2,482	2,578	2,666
65-69	8,730	9,081	9,443	9,805	10,130	10,417	10,670	10,925	11,195	11,502
65	1,944	2,034	2,110	2,175	2,204	2,241	2,295	2,367	2,447	2,537
66	1,838	1,914	2,003	2,078	2,142	2,171	2,208	2,261	2,333	2,405
67	1,744	1,807	1,882	1,969	2,042	2,106	2,135	2,174	2,224	2,290
68	1,649	1,712	1,773	1,848	1,933	2,005	2,068	2,097	2,135	2,181
69	1,555	1,614	1,675	1,735	1,809	1,894	1,964	2,026	2,056	2,089
70-74	6,687	6,877	7,073	7,283	7,531	7,817	8,138	8,473	8,807	9,084
70	1,480	1,521	1,578	1,639	1,697	1,771	1,853	1,922	1,985	2,008
71	1,406	1,444	1,483	1,539	1,601	1,657	1,729	1,811	1,879	1,936
72	1,350	1,369	1,405	1,445	1,499	1,561	1,616	1,687	1,767	1,830
73	1,267	1,313	1,332	1,366	1,407	1,461	1,520	1,575	1,644	1,717
74	1,184	1,230	1,275	1,294	1,327	1,367	1,420	1,478	1,532	1,593
75-79	4,846	4,996	5,153	5,337	5,515	5,697	5,865	6,043	6,236	6,435
75	1,092	1,147	1,192	1,235	1,253	1,286	1,325	1,377	1,434	1,481
76	1,027	1,056	1,108	1,152	1,194	1,213	1,245	1,282	1,333	1,383
77	967	989	1,017	1,067	1,109	1,151	1,169	1,201	1,237	1,281
78	914	927	947	975	1,024	1,065	1,105	1,123	1,154	1,187
79	846	877	889	908	935	982	1,021	1,060	1,078	1,103
80-84	3,200	3,322	3,440	3,552	3,660	3,764	3,881	4,010	4,163	4,301
80	782	813	839	853	871	896	940	977	1,017	1,029
81	703	734	763	789	802	819	843	885	920	958
82	636	655	685	713	737	750	766	788	829	861
83	574	590	608	636	662	686	697	714	734	772
84	505	530	545	561	588	613	635	646	663	681
85 y más	2,580	2,718	2,859	3,004	3,140	3,294	3,445	3,604	3,755	3,898

Fuente: Ministerio de Economía, Dirección General de Estadística y Censos.

05- La Libertad: Estimaciones y proyecciones de la población femenina por años calendario y edades simples. 2005-2025

Edad	2005	2006	2007	2008	2009	2010	2011	2012	2013	2014	2015
Total	362,737	367,471	372,196	376,869	381,911	387,110	392,425	397,846	403,278	408,715	414,135
0-4	37,081	35,386	33,990	32,653	31,427	30,255	30,018	29,817	29,649	29,516	29,394
0	7,170	6,201	6,133	6,073	6,020	5,980	5,949	5,921	5,897	5,877	5,853
1	7,234	7,141	6,176	6,109	6,050	5,999	5,961	5,931	5,904	5,879	5,860
2	7,377	7,221	7,129	6,165	6,100	6,042	5,992	5,955	5,925	5,899	5,874
3	7,481	7,364	7,209	7,118	6,156	6,092	6,036	5,984	5,949	5,920	5,894
4	7,819	7,459	7,343	7,188	7,101	6,142	6,080	6,026	5,974	5,941	5,913
5-9	41,059	40,627	39,845	38,956	37,997	37,132	35,487	34,144	32,848	31,664	30,519
5	8,024	7,833	7,473	7,360	7,207	7,123	6,164	6,104	6,052	6,002	5,967
6	8,198	8,031	7,842	7,482	7,374	7,224	7,142	6,184	6,124	6,076	6,024
7	8,268	8,204	8,039	7,852	7,495	7,393	7,244	7,163	6,206	6,150	6,101
8	8,279	8,272	8,209	8,044	7,863	7,510	7,409	7,262	7,182	6,228	6,173
9	8,290	8,287	8,282	8,218	8,058	7,882	7,528	7,431	7,284	7,208	6,254
10-14	40,047	40,662	41,094	41,351	41,435	41,288	40,923	40,199	39,370	38,457	37,624
10	8,254	8,298	8,297	8,293	8,235	8,078	7,903	7,547	7,453	7,306	7,232
11	8,186	8,261	8,307	8,307	8,308	8,253	8,097	7,923	7,570	7,475	7,329
12	8,050	8,187	8,262	8,308	8,313	8,318	8,264	8,109	7,935	7,588	7,492
13	7,876	8,049	8,188	8,265	8,316	8,323	8,332	8,279	8,126	7,953	7,608
14	7,681	7,867	8,040	8,178	8,263	8,316	8,327	8,341	8,286	8,135	7,963
15-19	35,332	36,181	37,125	38,100	39,061	39,911	40,627	41,162	41,518	41,671	41,575
15	7,475	7,668	7,856	8,032	8,181	8,268	8,325	8,338	8,355	8,301	8,150
16	7,248	7,456	7,651	7,840	8,026	8,178	8,269	8,330	8,345	8,363	8,313
17	7,024	7,226	7,435	7,631	7,830	8,022	8,179	8,276	8,337	8,358	8,376
18	6,852	7,002	7,204	7,414	7,621	7,826	8,025	8,187	8,287	8,350	8,372
19	6,733	6,829	6,979	7,183	7,403	7,617	7,829	8,031	8,194	8,299	8,364
20-24	31,975	32,438	32,937	33,501	34,207	35,055	36,034	37,132	38,253	39,327	40,264
20	6,635	6,711	6,810	6,964	7,178	7,405	7,623	7,842	8,046	8,213	8,319
21	6,508	6,615	6,694	6,795	6,962	7,184	7,416	7,639	7,860	8,067	8,237
22	6,376	6,491	6,600	6,681	6,793	6,969	7,195	7,433	7,655	7,883	8,090
23	6,269	6,363	6,482	6,593	6,686	6,806	6,986	7,217	7,458	7,684	7,912
24	6,187	6,258	6,351	6,468	6,588	6,691	6,814	7,001	7,234	7,480	7,706
25-29	29,722	30,155	30,579	30,990	31,479	32,005	32,582	33,218	33,940	34,760	35,691
25	6,128	6,183	6,255	6,349	6,479	6,603	6,711	6,840	7,029	7,264	7,513
26	6,038	6,128	6,183	6,257	6,360	6,495	6,625	6,736	6,870	7,060	7,297
27	5,949	6,040	6,132	6,188	6,270	6,380	6,518	6,653	6,768	6,902	7,097
28	5,842	5,956	6,047	6,142	6,210	6,295	6,409	6,550	6,689	6,808	6,943
29	5,765	5,848	5,962	6,054	6,160	6,232	6,319	6,439	6,584	6,726	6,841
30-34	27,224	27,829	28,380	28,909	29,442	29,995	30,531	31,067	31,592	32,153	32,750
30	5,677	5,771	5,856	5,971	6,075	6,183	6,261	6,347	6,473	6,619	6,764
31	5,592	5,681	5,777	5,862	5,989	6,096	6,208	6,290	6,377	6,505	6,652
32	5,458	5,595	5,684	5,781	5,875	6,005	6,117	6,233	6,314	6,402	6,531
33	5,319	5,461	5,600	5,692	5,799	5,896	6,030	6,144	6,259	6,344	6,433
34	5,178	5,321	5,463	5,603	5,704	5,815	5,915	6,053	6,169	6,283	6,370
35-39	23,943	24,608	25,266	25,929	26,628	27,336	28,026	28,662	29,296	29,886	30,490
35	5,051	5,176	5,320	5,463	5,610	5,716	5,829	5,930	6,073	6,187	6,304
36	4,943	5,049	5,176	5,321	5,471	5,623	5,729	5,845	5,948	6,092	6,206
37	4,801	4,937	5,043	5,169	5,321	5,476	5,631	5,737	5,857	5,961	6,105
38	4,656	4,796	4,934	5,042	5,176	5,332	5,490	5,646	5,755	5,874	5,981
39	4,492	4,650	4,793	4,934	5,050	5,189	5,347	5,504	5,663	5,772	5,894
40-44	20,603	21,157	21,749	22,401	23,134	23,883	24,642	25,387	26,128	26,877	27,618
40	4,347	4,483	4,642	4,786	4,934	5,054	5,197	5,355	5,514	5,674	5,785
41	4,230	4,338	4,476	4,635	4,788	4,940	5,063	5,206	5,365	5,526	5,687
42	4,122	4,219	4,329	4,468	4,636	4,792	4,948	5,073	5,215	5,376	5,539
43	4,023	4,108	4,206	4,317	4,462	4,635	4,795	4,952	5,077	5,219	5,383
44	3,881	4,009	4,096	4,195	4,314	4,462	4,639	4,801	4,957	5,082	5,224

Fuente: Ministerio de Economía, Dirección General de Estadística y Censos.

05- La Libertad: Estimaciones y proyecciones de la población femenina por años calendario y edades simples. 2005-2025

Edad	2005	2006	2007	2008	2009	2010	2011	2012	2013	2014	2015
45-49	17,181	17,797	18,455	19,083	19,712	20,327	20,952	21,628	22,363	23,140	23,917
45	3,725	3,865	3,993	4,078	4,184	4,307	4,458	4,638	4,800	4,955	5,080
46	3,559	3,709	3,849	3,977	4,067	4,178	4,302	4,456	4,636	4,797	4,953
47	3,420	3,545	3,696	3,837	3,971	4,065	4,178	4,306	4,458	4,638	4,800
48	3,289	3,403	3,527	3,677	3,822	3,960	4,057	4,171	4,300	4,452	4,633
49	3,188	3,275	3,390	3,514	3,668	3,817	3,957	4,057	4,169	4,298	4,451
50-54	14,551	15,003	15,419	15,832	16,304	16,877	17,543	18,259	18,945	19,600	20,229
50	3,108	3,175	3,262	3,379	3,508	3,664	3,816	3,958	4,056	4,168	4,298
51	3,040	3,096	3,164	3,251	3,374	3,504	3,663	3,816	3,956	4,054	4,166
52	2,936	3,023	3,080	3,145	3,236	3,361	3,492	3,652	3,807	3,945	4,044
53	2,804	2,920	3,007	3,064	3,131	3,224	3,353	3,484	3,646	3,795	3,934
54	2,663	2,789	2,906	2,993	3,055	3,124	3,219	3,349	3,480	3,638	3,787
55-59	11,624	12,047	12,537	13,075	13,629	14,154	14,639	15,095	15,561	16,057	16,644
55	2,531	2,646	2,771	2,889	2,979	3,044	3,115	3,210	3,341	3,470	3,628
56	2,417	2,512	2,627	2,751	2,873	2,965	3,031	3,105	3,200	3,331	3,458
57	2,312	2,397	2,493	2,607	2,733	2,857	2,950	3,019	3,093	3,188	3,318
58	2,221	2,290	2,376	2,472	2,589	2,716	2,841	2,935	3,004	3,079	3,174
59	2,143	2,202	2,270	2,356	2,455	2,572	2,702	2,826	2,923	2,989	3,066
60-64	9,627	9,920	10,194	10,469	10,783	11,162	11,612	12,129	12,701	13,273	13,805
60	2,074	2,121	2,181	2,249	2,337	2,437	2,556	2,687	2,812	2,907	2,975
61	2,023	2,054	2,102	2,162	2,233	2,322	2,424	2,542	2,676	2,799	2,892
62	1,939	2,002	2,036	2,083	2,149	2,221	2,310	2,414	2,533	2,665	2,788
63	1,848	1,917	1,981	2,016	2,066	2,133	2,205	2,295	2,400	2,518	2,649
64	1,743	1,826	1,894	1,959	1,998	2,049	2,117	2,191	2,280	2,384	2,501
65-69	7,780	7,986	8,218	8,464	8,760	9,067	9,381	9,688	10,000	10,332	10,724
65	1,676	1,720	1,802	1,870	1,938	1,979	2,030	2,099	2,174	2,263	2,366
66	1,625	1,651	1,695	1,776	1,845	1,915	1,956	2,011	2,079	2,154	2,242
67	1,574	1,598	1,627	1,670	1,753	1,821	1,893	1,934	1,990	2,059	2,133
68	1,497	1,548	1,574	1,602	1,649	1,730	1,799	1,871	1,912	1,970	2,038
69	1,408	1,469	1,520	1,546	1,575	1,622	1,703	1,773	1,845	1,886	1,945
70-74	5,881	6,116	6,361	6,606	6,845	7,068	7,285	7,529	7,789	8,087	8,386
70	1,323	1,381	1,441	1,492	1,520	1,550	1,598	1,680	1,748	1,820	1,861
71	1,248	1,294	1,353	1,412	1,466	1,493	1,524	1,573	1,654	1,720	1,790
72	1,178	1,218	1,264	1,320	1,379	1,432	1,461	1,493	1,541	1,620	1,685
73	1,105	1,149	1,187	1,232	1,286	1,345	1,399	1,425	1,460	1,507	1,584
74	1,027	1,074	1,116	1,150	1,194	1,248	1,303	1,358	1,386	1,420	1,466
75-79	4,148	4,371	4,587	4,791	4,993	5,190	5,392	5,610	5,833	6,051	6,261
75	958	1,000	1,045	1,086	1,117	1,160	1,214	1,270	1,324	1,351	1,385
76	890	932	975	1,019	1,062	1,090	1,134	1,187	1,241	1,294	1,321
77	830	867	908	949	992	1,035	1,062	1,106	1,156	1,209	1,261
78	764	815	852	893	935	978	1,018	1,046	1,084	1,132	1,183
79	706	757	807	844	887	927	964	1,001	1,028	1,065	1,111
80-84	2,535	2,706	2,924	3,155	3,389	3,624	3,814	3,995	4,162	4,316	4,469
80	619	715	765	814	851	889	927	962	996	1,020	1,054
81	561	586	678	725	772	808	844	881	914	947	971
82	501	527	553	639	684	728	763	797	833	865	897
83	442	468	493	518	599	641	683	717	749	783	814
84	412	410	435	459	483	558	597	638	670	701	733
85 y más	2,424	2,482	2,536	2,604	2,686	2,781	2,937	3,125	3,330	3,548	3,775

Fuente: Ministerio de Economía, Dirección General de Estadística y Censos.

05- La Libertad: Estimaciones y proyecciones de la población femenina por años calendario y edades simples. 2005-2025

Edad	2016	2017	2018	2019	2020	2021	2022	2023	2024	2025
Total	419,493	424,659	429,726	434,730	439,582	444,282	448,797	453,189	457,476	461,428
0-4	29,277	29,159	29,031	28,888	28,715	28,509	28,262	27,979	27,728	27,496
0	5,827	5,799	5,767	5,726	5,677	5,620	5,549	5,482	5,472	5,440
1	5,837	5,812	5,784	5,753	5,712	5,664	5,608	5,537	5,470	5,461
2	5,854	5,833	5,808	5,780	5,749	5,707	5,659	5,603	5,533	5,467
3	5,871	5,849	5,828	5,804	5,776	5,745	5,704	5,656	5,600	5,531
4	5,888	5,866	5,844	5,825	5,801	5,773	5,742	5,701	5,653	5,597
5-9	30,298	30,104	29,936	29,798	29,673	29,555	29,424	29,280	29,123	28,938
5	5,939	5,913	5,891	5,868	5,848	5,823	5,793	5,761	5,719	5,670
6	5,991	5,961	5,933	5,913	5,888	5,868	5,841	5,810	5,778	5,735
7	6,048	6,015	5,984	5,957	5,935	5,911	5,888	5,860	5,829	5,794
8	6,122	6,069	6,035	6,003	5,977	5,954	5,928	5,904	5,876	5,845
9	6,198	6,146	6,093	6,057	6,025	5,999	5,974	5,945	5,921	5,894
10-14	36,006	34,683	33,393	32,198	31,044	30,814	30,606	30,420	30,257	30,106
10	6,277	6,221	6,168	6,116	6,078	6,050	6,019	5,992	5,964	5,936
11	7,254	6,299	6,242	6,190	6,136	6,098	6,068	6,036	6,010	5,979
12	7,345	7,271	6,315	6,258	6,206	6,152	6,113	6,081	6,048	6,024
13	7,512	7,367	7,287	6,333	6,278	6,223	6,170	6,128	6,096	6,062
14	7,618	7,525	7,381	7,301	6,346	6,291	6,236	6,183	6,139	6,105
15-19	41,252	40,560	39,754	38,858	38,029	36,411	35,079	33,789	32,587	31,422
15	7,980	7,637	7,542	7,398	7,319	6,364	6,309	6,255	6,200	6,153
16	8,163	7,995	7,652	7,557	7,413	7,333	6,377	6,322	6,268	6,214
17	8,327	8,177	8,010	7,667	7,572	7,427	7,347	6,390	6,335	6,283
18	8,393	8,342	8,192	8,026	7,685	7,587	7,443	7,364	6,405	6,351
19	8,389	8,409	8,358	8,210	8,040	7,700	7,603	7,458	7,379	6,421
20-24	41,036	41,612	42,000	42,164	42,075	41,750	41,051	40,239	39,329	38,480
20	8,383	8,409	8,431	8,380	8,231	8,063	7,720	7,623	7,478	7,397
21	8,341	8,408	8,432	8,454	8,404	8,254	8,083	7,741	7,644	7,497
22	8,259	8,365	8,431	8,456	8,477	8,427	8,275	8,102	7,760	7,663
23	8,119	8,288	8,394	8,458	8,483	8,502	8,451	8,302	8,124	7,782
24	7,934	8,142	8,312	8,416	8,480	8,504	8,522	8,471	8,323	8,141
25-29	36,727	37,849	38,993	40,066	40,997	41,752	42,302	42,666	42,809	42,695
25	7,736	7,967	8,174	8,344	8,445	8,508	8,530	8,550	8,496	8,349
26	7,543	7,767	7,999	8,205	8,375	8,472	8,534	8,555	8,576	8,520
27	7,332	7,577	7,802	8,032	8,237	8,404	8,504	8,563	8,583	8,600
28	7,135	7,370	7,614	7,840	8,066	8,270	8,434	8,535	8,593	8,609
29	6,981	7,168	7,404	7,645	7,874	8,098	8,300	8,463	8,561	8,617
30-34	33,374	34,046	34,776	35,597	36,496	37,504	38,609	39,724	40,770	41,648
30	6,877	7,015	7,202	7,439	7,676	7,906	8,127	8,328	8,492	8,582
31	6,797	6,909	7,047	7,235	7,469	7,705	7,933	8,152	8,354	8,511
32	6,678	6,827	6,938	7,074	7,260	7,491	7,730	7,955	8,174	8,369
33	6,562	6,708	6,857	6,968	7,099	7,283	7,517	7,752	7,979	8,193
34	6,460	6,587	6,732	6,881	6,992	7,119	7,302	7,537	7,771	7,993
35-39	31,062	31,604	32,126	32,688	33,277	33,897	34,541	35,253	36,055	36,914
35	6,391	6,480	6,606	6,750	6,898	7,008	7,135	7,320	7,553	7,780
36	6,325	6,409	6,499	6,624	6,768	6,917	7,024	7,151	7,335	7,564
37	6,220	6,338	6,420	6,513	6,635	6,779	6,927	7,036	7,162	7,340
38	6,125	6,236	6,352	6,435	6,527	6,650	6,791	6,941	7,051	7,170
39	6,001	6,141	6,249	6,366	6,449	6,543	6,664	6,805	6,954	7,060
40-44	28,343	28,996	29,617	30,192	30,784	31,325	31,868	32,386	32,939	33,503
40	5,908	6,012	6,150	6,259	6,376	6,459	6,552	6,672	6,813	6,957
41	5,799	5,919	6,020	6,158	6,269	6,384	6,470	6,562	6,682	6,818
42	5,700	5,807	5,926	6,028	6,168	6,275	6,392	6,477	6,568	6,685
43	5,546	5,705	5,811	5,930	6,033	6,170	6,278	6,394	6,479	6,567
44	5,390	5,553	5,710	5,817	5,938	6,037	6,176	6,281	6,397	6,476

Fuente: Ministerio de Economía, Dirección General de Estadística y Censos.

05- La Libertad: Estimaciones y proyecciones de la población femenina por años calendario y edades simples. 2005-2025

Edad	2016	2017	2018	2019	2020	2021	2022	2023	2024	2025
45-49	24,687	25,434	26,189	26,948	27,690	28,402	29,041	29,657	30,227	30,780
45	5,223	5,389	5,554	5,712	5,819	5,937	6,036	6,175	6,282	6,389
46	5,080	5,223	5,389	5,554	5,712	5,820	5,937	6,035	6,175	6,274
47	4,957	5,081	5,224	5,391	5,557	5,714	5,819	5,936	6,035	6,169
48	4,795	4,949	5,075	5,218	5,386	5,551	5,705	5,812	5,929	6,025
49	4,632	4,792	4,947	5,073	5,216	5,380	5,544	5,699	5,806	5,923
50-54	20,867	21,538	22,269	23,048	23,816	24,567	25,309	26,057	26,800	27,506
50	4,451	4,629	4,790	4,945	5,072	5,211	5,374	5,540	5,693	5,799
51	4,298	4,448	4,626	4,789	4,943	5,065	5,204	5,368	5,532	5,684
52	4,157	4,286	4,437	4,617	4,777	4,930	5,055	5,194	5,357	5,515
53	4,035	4,148	4,276	4,428	4,605	4,766	4,919	5,045	5,183	5,341
54	3,926	4,027	4,140	4,269	4,419	4,595	4,757	4,910	5,035	5,167
55-59	17,305	17,985	18,647	19,294	19,912	20,537	21,202	21,927	22,691	23,444
55	3,777	3,912	4,014	4,127	4,255	4,404	4,581	4,742	4,895	5,017
56	3,617	3,761	3,896	3,999	4,110	4,237	4,387	4,564	4,724	4,877
57	3,444	3,600	3,745	3,879	3,980	4,093	4,218	4,368	4,545	4,704
58	3,305	3,426	3,582	3,726	3,860	3,962	4,073	4,198	4,348	4,523
59	3,162	3,286	3,410	3,563	3,707	3,841	3,943	4,055	4,179	4,323
60-64	14,295	14,735	15,178	15,652	16,212	16,844	17,509	18,158	18,792	19,379
60	3,052	3,145	3,268	3,390	3,543	3,687	3,820	3,922	4,033	4,154
61	2,962	3,034	3,129	3,249	3,373	3,524	3,667	3,800	3,901	4,008
62	2,880	2,946	3,018	3,111	3,231	3,354	3,504	3,647	3,778	3,875
63	2,771	2,860	2,926	2,997	3,090	3,211	3,332	3,481	3,624	3,749
64	2,630	2,750	2,837	2,905	2,975	3,068	3,186	3,308	3,456	3,593
65-69	11,171	11,650	12,180	12,714	13,214	13,672	14,097	14,527	14,990	15,514
65	2,482	2,607	2,725	2,811	2,880	2,949	3,040	3,160	3,281	3,424
66	2,344	2,455	2,579	2,697	2,782	2,850	2,919	3,010	3,128	3,247
67	2,220	2,316	2,428	2,551	2,667	2,751	2,819	2,888	2,978	3,092
68	2,113	2,191	2,288	2,399	2,520	2,636	2,719	2,787	2,854	2,939
69	2,012	2,081	2,160	2,256	2,365	2,486	2,600	2,682	2,749	2,812
70-74	8,691	8,980	9,273	9,578	9,932	10,338	10,798	11,300	11,797	12,243
70	1,919	1,981	2,049	2,128	2,222	2,330	2,450	2,563	2,642	2,706
71	1,831	1,887	1,949	2,016	2,094	2,186	2,295	2,411	2,522	2,596
72	1,753	1,794	1,850	1,913	1,978	2,056	2,145	2,253	2,368	2,470
73	1,647	1,714	1,754	1,811	1,872	1,937	2,015	2,103	2,209	2,316
74	1,541	1,604	1,671	1,710	1,766	1,829	1,893	1,970	2,056	2,155
75-79	6,467	6,677	6,900	7,167	7,437	7,715	7,978	8,255	8,538	8,844
75	1,430	1,503	1,563	1,632	1,671	1,726	1,787	1,851	1,926	2,003
76	1,354	1,395	1,466	1,527	1,593	1,631	1,686	1,746	1,808	1,876
77	1,288	1,315	1,357	1,426	1,485	1,550	1,587	1,641	1,699	1,757
78	1,234	1,259	1,285	1,326	1,392	1,446	1,510	1,546	1,598	1,655
79	1,161	1,205	1,229	1,256	1,296	1,362	1,408	1,471	1,507	1,553
80-84	4,628	4,800	4,979	5,156	5,320	5,479	5,653	5,836	6,051	6,269
80	1,099	1,147	1,185	1,208	1,233	1,270	1,333	1,376	1,435	1,470
81	1,003	1,047	1,094	1,130	1,153	1,178	1,213	1,274	1,316	1,372
82	919	950	993	1,039	1,073	1,096	1,119	1,153	1,212	1,253
83	845	865	896	938	980	1,014	1,035	1,059	1,091	1,147
84	762	791	811	841	881	921	953	974	997	1,027
85 y más	4,007	4,247	4,485	4,724	4,959	5,211	5,468	5,736	5,993	6,247

Fuente: Ministerio de Economía, Dirección General de Estadística y Censos.

06- San Salvador: Estimaciones y proyecciones de la población de ambos sexos por años calendario y edades simples. 2005-2025

Edad	2005	2006	2007	2008	2009	2010	2011	2012	2013	2014	2015
Total	1,675,543	1,682,283	1,688,562	1,694,412	1,701,962	1,710,813	1,720,596	1,731,030	1,741,912	1,753,066	1,764,248
0-4	165,292	160,654	155,676	150,047	144,405	138,678	135,720	133,060	130,684	128,525	126,513
0	32,508	29,256	28,516	27,830	27,225	26,695	26,216	25,788	25,396	25,007	24,640
1	32,789	32,357	29,120	28,384	27,708	27,114	26,593	26,121	25,698	25,310	24,928
2	33,272	32,717	32,289	29,057	28,331	27,660	27,070	26,552	26,085	25,667	25,278
3	33,233	33,206	32,653	32,230	29,001	28,282	27,620	27,031	26,519	26,058	25,643
4	33,490	33,118	33,098	32,546	32,140	28,927	28,221	27,568	26,986	26,483	26,024
5-9	177,610	173,187	169,091	165,826	162,966	160,909	156,637	152,034	146,776	141,453	135,997
5	34,192	33,239	32,865	32,848	32,320	31,936	28,744	28,055	27,414	26,840	26,352
6	35,059	33,928	32,980	32,610	32,619	32,115	31,749	28,577	27,900	27,277	26,709
7	35,609	34,784	33,659	32,716	32,377	32,409	31,928	31,577	28,425	27,760	27,145
8	36,165	35,334	34,512	33,393	32,484	32,170	32,226	31,761	31,423	28,288	27,630
9	36,585	35,902	35,075	34,259	33,166	32,279	31,990	32,064	31,614	31,288	28,161
10-14	180,000	180,865	180,306	178,326	175,464	171,788	167,798	164,196	161,467	159,058	157,386
10	36,875	36,334	35,653	34,832	34,043	32,973	32,107	31,834	31,922	31,486	31,168
11	36,826	36,631	36,091	35,416	34,624	33,856	32,809	31,961	31,702	31,801	31,372
12	36,358	36,584	36,395	35,861	35,217	34,452	33,703	32,671	31,840	31,591	31,702
13	35,491	36,104	36,334	36,148	35,652	35,039	34,296	33,566	32,550	31,733	31,496
14	34,450	35,212	35,833	36,069	35,928	35,468	34,883	34,164	33,453	32,447	31,648
15-19	159,794	161,679	164,310	167,397	170,638	173,405	175,037	175,294	174,160	171,965	168,833
15	33,423	34,143	34,911	35,537	35,820	35,726	35,296	34,739	34,043	33,346	32,358
16	32,561	33,080	33,809	34,588	35,272	35,604	35,548	35,152	34,621	33,945	33,266
17	31,815	32,195	32,720	33,461	34,306	35,045	35,423	35,398	35,037	34,526	33,866
18	31,228	31,430	31,822	32,355	33,175	34,081	34,864	35,280	35,284	34,947	34,457
19	30,767	30,831	31,048	31,456	32,065	32,949	33,906	34,725	35,175	35,201	34,886
20-24	146,548	146,849	147,353	148,110	149,474	151,575	154,569	158,427	162,780	167,015	170,552
20	30,305	30,371	30,448	30,677	31,170	31,843	32,778	33,773	34,623	35,096	35,142
21	29,803	29,906	29,985	30,076	30,387	30,948	31,671	32,646	33,671	34,543	35,038
22	29,219	29,399	29,515	29,609	29,784	30,164	30,774	31,540	32,542	33,591	34,480
23	28,787	28,807	29,004	29,129	29,306	29,551	29,981	30,633	31,427	32,451	33,518
24	28,434	28,366	28,401	28,619	28,827	29,069	29,365	29,835	30,517	31,334	32,374
25-29	137,878	137,190	136,626	136,258	136,615	137,536	138,936	140,678	142,752	145,158	148,059
25	28,178	28,006	27,950	28,003	28,300	28,572	28,864	29,200	29,700	30,405	31,240
26	27,882	27,740	27,587	27,544	27,678	28,037	28,359	28,687	29,057	29,580	30,300
27	27,590	27,445	27,317	27,178	27,214	27,413	27,815	28,175	28,531	28,926	29,463
28	27,265	27,157	27,024	26,909	26,845	26,941	27,186	27,623	28,008	28,387	28,799
29	26,963	26,842	26,748	26,624	26,578	26,573	26,712	26,993	27,456	27,860	28,257
30-34	128,931	129,191	129,158	128,997	128,900	128,982	129,175	129,631	130,387	131,634	133,236
30	26,595	26,552	26,441	26,361	26,302	26,307	26,347	26,518	26,821	27,305	27,725
31	26,268	26,204	26,172	26,072	26,051	26,041	26,084	26,155	26,351	26,675	27,169
32	25,830	25,894	25,842	25,819	25,775	25,803	25,826	25,900	25,995	26,208	26,544
33	25,400	25,475	25,553	25,509	25,534	25,531	25,592	25,642	25,736	25,852	26,074
34	24,838	25,066	25,150	25,236	25,238	25,300	25,326	25,416	25,484	25,594	25,724
35-39	116,662	117,639	118,684	119,664	120,760	121,720	122,563	123,205	123,822	124,354	124,939
35	24,296	24,521	24,759	24,848	24,977	25,015	25,103	25,154	25,259	25,344	25,465
36	23,753	23,993	24,226	24,471	24,599	24,756	24,822	24,934	24,998	25,118	25,213
37	23,324	23,467	23,715	23,956	24,235	24,393	24,575	24,660	24,788	24,862	24,994
38	22,877	23,048	23,197	23,450	23,724	24,031	24,210	24,411	24,512	24,654	24,737
39	22,412	22,610	22,787	22,939	23,225	23,525	23,853	24,046	24,265	24,376	24,530
40-44	101,096	103,720	105,925	107,715	109,209	110,650	112,071	113,617	115,143	116,683	118,006
40	21,791	22,154	22,356	22,538	22,724	23,035	23,355	23,699	23,905	24,136	24,255
41	21,110	21,534	21,902	22,108	22,322	22,533	22,865	23,199	23,555	23,776	24,014
42	20,261	20,858	21,283	21,655	21,894	22,131	22,364	22,710	23,055	23,423	23,651
43	19,406	20,011	20,615	21,042	21,443	21,704	21,959	22,208	22,566	22,920	23,297
44	18,528	19,163	19,769	20,372	20,826	21,247	21,528	21,801	22,062	22,428	22,789

Fuente: Ministerio de Economía, Dirección General de Estadística y Censos.

06- San Salvador: Estimaciones y proyecciones de la población de ambos sexos por años calendario y edades simples. 2005-2025

Edad	2005	2006	2007	2008	2009	2010	2011	2012	2013	2014	2015
45-49	82,431	84,433	86,837	89,542	92,569	95,598	98,536	101,121	103,347	105,199	106,933
45	17,742	18,291	18,926	19,538	20,169	20,639	21,078	21,371	21,652	21,925	22,296
46	17,002	17,512	18,064	18,699	19,335	19,983	20,469	20,918	21,224	21,513	21,793
47	16,392	16,781	17,291	17,842	18,499	19,151	19,814	20,312	20,771	21,086	21,379
48	15,867	16,181	16,573	17,087	17,658	18,332	18,997	19,667	20,173	20,637	20,957
49	15,428	15,668	15,983	16,376	16,908	17,493	18,178	18,853	19,527	20,038	20,508
50-54	69,987	71,563	72,923	74,280	75,831	77,720	79,922	82,572	85,562	88,802	92,001
50	14,957	15,236	15,472	15,789	16,201	16,745	17,340	18,035	18,713	19,393	19,907
51	14,537	14,766	15,047	15,284	15,615	16,038	16,589	17,194	17,897	18,577	19,257
52	14,062	14,344	14,575	14,862	15,116	15,458	15,889	16,444	17,055	17,759	18,445
53	13,539	13,870	14,152	14,387	14,690	14,957	15,305	15,744	16,300	16,918	17,619
54	12,892	13,347	13,677	13,958	14,209	14,522	14,799	15,155	15,597	16,155	16,773
55-59	56,479	58,020	59,786	61,660	63,616	65,476	67,199	68,762	70,335	72,048	74,049
55	12,238	12,704	13,158	13,488	13,784	14,041	14,364	14,649	15,007	15,455	16,012
56	11,681	12,053	12,520	12,975	13,317	13,620	13,884	14,215	14,502	14,864	15,314
57	11,251	11,502	11,877	12,340	12,805	13,159	13,464	13,734	14,069	14,360	14,724
58	10,858	11,074	11,328	11,700	12,172	12,641	13,001	13,315	13,590	13,926	14,217
59	10,451	10,687	10,903	11,157	11,538	12,015	12,486	12,849	13,167	13,443	13,782
60-64	45,812	47,040	48,262	49,487	50,751	52,191	53,834	55,689	57,676	59,701	61,624
60	9,984	10,277	10,514	10,729	10,995	11,380	11,864	12,331	12,697	13,017	13,298
61	9,581	9,811	10,100	10,338	10,563	10,833	11,224	11,704	12,177	12,543	12,865
62	9,144	9,405	9,632	9,918	10,164	10,397	10,674	11,064	11,544	12,015	12,382
63	8,757	8,968	9,227	9,454	9,747	10,001	10,237	10,515	10,904	11,384	11,856
64	8,346	8,579	8,789	9,048	9,282	9,580	9,835	10,075	10,354	10,742	11,223
65-69	36,646	37,378	38,193	39,112	40,193	41,365	42,628	43,918	45,233	46,558	48,026
65	7,966	8,171	8,397	8,608	8,869	9,112	9,408	9,668	9,908	10,190	10,578
66	7,618	7,786	7,991	8,216	8,432	8,697	8,938	9,241	9,501	9,745	10,025
67	7,317	7,435	7,601	7,802	8,036	8,253	8,524	8,762	9,067	9,326	9,569
68	7,036	7,134	7,254	7,415	7,620	7,857	8,078	8,347	8,587	8,889	9,146
69	6,709	6,852	6,950	7,071	7,236	7,446	7,680	7,900	8,170	8,408	8,708
70-74	28,337	29,225	30,023	30,729	31,412	32,125	32,877	33,710	34,646	35,716	36,846
70	6,357	6,528	6,669	6,766	6,891	7,059	7,270	7,500	7,719	7,986	8,221
71	6,029	6,174	6,344	6,485	6,586	6,715	6,884	7,092	7,316	7,536	7,795
72	5,699	5,849	5,996	6,166	6,308	6,409	6,542	6,706	6,911	7,132	7,349
73	5,328	5,519	5,671	5,816	5,987	6,130	6,231	6,361	6,522	6,726	6,941
74	4,924	5,155	5,343	5,496	5,640	5,812	5,950	6,051	6,178	6,336	6,540
75-79	19,512	20,294	21,157	22,064	22,961	23,823	24,644	25,380	26,046	26,696	27,343
75	4,524	4,751	4,978	5,163	5,311	5,457	5,626	5,760	5,860	5,987	6,142
76	4,183	4,356	4,574	4,796	4,973	5,120	5,263	5,423	5,560	5,663	5,786
77	3,880	4,020	4,186	4,395	4,612	4,780	4,927	5,069	5,224	5,358	5,458
78	3,597	3,718	3,855	4,013	4,216	4,425	4,585	4,728	4,868	5,018	5,146
79	3,328	3,449	3,564	3,697	3,849	4,041	4,243	4,400	4,534	4,670	4,811
80-84	11,810	12,384	13,064	13,758	14,442	15,134	15,758	16,458	17,183	17,908	18,608
80	2,900	3,198	3,312	3,424	3,550	3,693	3,874	4,069	4,216	4,346	4,475
81	2,599	2,720	3,000	3,109	3,216	3,338	3,475	3,648	3,834	3,975	4,098
82	2,309	2,422	2,538	2,800	2,901	3,006	3,120	3,250	3,417	3,593	3,727
83	2,071	2,137	2,243	2,355	2,600	2,694	2,797	2,902	3,026	3,186	3,351
84	1,931	1,907	1,971	2,070	2,175	2,403	2,492	2,589	2,690	2,808	2,957
85 y más	10,718	10,972	11,188	11,440	11,756	12,138	12,692	13,278	13,913	14,593	15,297

Fuente: Ministerio de Economía, Dirección General de Estadística y Censos.

06- San Salvador: Estimaciones y proyecciones de la población de ambos sexos por años calendario y edades simples. 2005-2025

Edad	2016	2017	2018	2019	2020	2021	2022	2023	2024	2025
Total	1,775,404	1,786,422	1,797,131	1,807,538	1,817,579	1,827,170	1,836,259	1,844,887	1,853,248	1,861,203
0-4	124,605	122,750	120,934	119,142	117,347	115,550	113,712	111,876	110,235	108,759
0	24,274	23,910	23,555	23,193	22,827	22,460	22,055	21,698	21,527	21,334
1	24,563	24,202	23,841	23,485	23,130	22,769	22,407	22,002	21,650	21,482
2	24,898	24,535	24,177	23,818	23,460	23,104	22,746	22,385	21,981	21,629
3	25,256	24,872	24,511	24,154	23,797	23,440	23,082	22,725	22,367	21,963
4	25,614	25,231	24,850	24,492	24,133	23,777	23,422	23,066	22,710	22,351
5-9	133,264	130,794	128,581	126,566	124,679	122,889	121,125	119,384	117,663	115,951
5	25,897	25,498	25,121	24,747	24,397	24,037	23,687	23,337	22,988	22,636
6	26,233	25,782	25,391	25,023	24,656	24,311	23,950	23,607	23,262	22,917
7	26,590	26,119	25,676	25,292	24,932	24,571	24,228	23,873	23,534	23,194
8	27,027	26,479	26,016	25,580	25,200	24,850	24,491	24,150	23,801	23,467
9	27,517	26,916	26,377	25,924	25,494	25,120	24,769	24,417	24,078	23,737
10-14	153,436	149,096	144,069	138,944	133,686	131,114	128,796	126,708	124,795	122,991
10	28,052	27,412	26,820	26,289	25,843	25,417	25,042	24,698	24,350	24,015
11	31,065	27,954	27,322	26,739	26,214	25,773	25,348	24,977	24,637	24,294
12	31,282	30,981	27,878	27,252	26,676	26,155	25,718	25,292	24,926	24,588
13	31,616	31,200	30,907	27,811	27,191	26,621	26,104	25,670	25,245	24,884
14	31,421	31,549	31,142	30,853	27,762	27,148	26,584	26,071	25,637	25,210
15-19	165,283	162,041	159,610	157,442	155,958	152,163	147,966	143,067	138,056	132,890
15	31,572	31,353	31,493	31,090	30,807	27,720	27,113	26,554	26,043	25,611
16	32,289	31,514	31,305	31,452	31,049	30,775	27,692	27,090	26,533	26,022
17	33,203	32,241	31,471	31,271	31,421	31,024	30,755	27,674	27,076	26,519
18	33,809	33,158	32,208	31,441	31,253	31,401	31,011	30,742	27,667	27,071
19	34,410	33,775	33,133	32,188	31,428	31,243	31,395	31,007	30,737	27,667
20-24	172,799	173,546	172,792	170,894	168,001	164,630	161,534	159,197	157,112	155,680
20	34,841	34,379	33,755	33,114	32,179	31,420	31,237	31,392	31,006	30,734
21	35,098	34,806	34,356	33,739	33,100	32,167	31,414	31,232	31,388	31,002
22	34,989	35,059	34,776	34,331	33,721	33,082	32,155	31,405	31,225	31,378
23	34,419	34,939	35,017	34,739	34,301	33,695	33,063	32,134	31,385	31,206
24	33,452	34,363	34,888	34,971	34,700	34,266	33,665	33,034	32,108	31,360
25-29	151,664	155,969	160,656	165,140	168,858	171,235	172,102	171,452	169,654	166,842
25	32,293	33,378	34,294	34,824	34,913	34,644	34,214	33,620	32,991	32,067
26	31,147	32,208	33,303	34,220	34,755	34,846	34,583	34,154	33,565	32,937
27	30,196	31,050	32,120	33,216	34,138	34,671	34,769	34,507	34,081	33,498
28	29,349	30,091	30,951	32,025	33,124	34,048	34,584	34,682	34,425	34,002
29	28,679	29,242	29,988	30,855	31,928	33,026	33,952	34,489	34,592	34,338
30-34	135,162	137,325	139,722	142,378	145,457	149,188	153,577	158,321	162,832	166,562
30	28,131	28,567	29,134	29,888	30,758	31,834	32,929	33,856	34,396	34,499
31	27,604	28,020	28,460	29,034	29,791	30,661	31,739	32,835	33,762	34,300
32	27,050	27,494	27,914	28,359	28,936	29,695	30,568	31,647	32,740	33,665
33	26,423	26,936	27,385	27,812	28,259	28,836	29,600	30,474	31,552	32,640
34	25,954	26,308	26,829	27,285	27,713	28,162	28,741	29,509	30,382	31,458
35-39	125,542	126,328	127,347	128,783	130,554	132,604	134,867	137,337	140,028	143,149
35	25,605	25,843	26,202	26,726	27,188	27,620	28,071	28,652	29,415	30,290
36	25,345	25,492	25,738	26,095	26,629	27,092	27,526	27,982	28,556	29,323
37	25,098	25,238	25,391	25,638	26,001	26,537	27,002	27,436	27,892	28,470
38	24,875	24,988	25,133	25,290	25,542	25,908	26,449	26,907	27,346	27,805
39	24,619	24,767	24,883	25,034	25,194	25,447	25,819	26,360	26,819	27,261
40-44	119,152	120,046	120,862	121,569	122,305	123,042	123,911	124,994	126,503	128,314
40	24,416	24,515	24,663	24,785	24,942	25,107	25,361	25,730	26,276	26,734
41	24,140	24,309	24,411	24,564	24,687	24,852	25,016	25,273	25,646	26,192
42	23,895	24,030	24,204	24,311	24,470	24,598	24,760	24,924	25,185	25,560
43	23,531	23,780	23,918	24,100	24,212	24,375	24,503	24,665	24,831	25,093
44	23,170	23,412	23,666	23,809	23,994	24,110	24,271	24,402	24,565	24,735

Fuente: Ministerio de Economía, Dirección General de Estadística y Censos.

06- San Salvador: Estimaciones y proyecciones de la población de ambos sexos por años calendario y edades simples. 2005-2025

Edad	2016	2017	2018	2019	2020	2021	2022	2023	2024	2025
45-49	108,589	110,321	112,012	113,683	115,120	116,366	117,328	118,212	118,969	119,754
45	22,665	23,049	23,297	23,553	23,701	23,891	24,004	24,166	24,300	24,470
46	22,172	22,543	22,932	23,183	23,444	23,593	23,781	23,899	24,060	24,199
47	21,664	22,047	22,424	22,817	23,068	23,330	23,477	23,670	23,789	23,952
48	21,257	21,543	21,932	22,314	22,707	22,959	23,221	23,368	23,562	23,683
49	20,831	21,139	21,427	21,816	22,200	22,593	22,845	23,109	23,258	23,450
50-54	95,050	97,742	100,064	101,987	103,784	105,492	107,271	108,980	110,672	112,113
50	20,378	20,705	21,019	21,309	21,697	22,078	22,473	22,727	22,992	23,144
51	19,773	20,248	20,581	20,894	21,183	21,570	21,956	22,350	22,607	22,869
52	19,122	19,643	20,117	20,449	20,766	21,051	21,443	21,826	22,221	22,477
53	18,305	18,985	19,506	19,976	20,311	20,628	20,917	21,308	21,689	22,081
54	17,472	18,161	18,841	19,359	19,827	20,165	20,482	20,769	21,163	21,542
55-59	76,342	79,033	82,031	85,240	88,402	91,416	94,080	96,375	98,287	100,077
55	16,628	17,328	18,017	18,693	19,207	19,677	20,015	20,331	20,617	21,011
56	15,873	16,487	17,183	17,872	18,541	19,054	19,525	19,862	20,176	20,461
57	15,177	15,733	16,344	17,035	17,719	18,387	18,900	19,369	19,706	20,017
58	14,587	15,038	15,590	16,196	16,886	17,566	18,231	18,743	19,207	19,545
59	14,077	14,447	14,897	15,444	16,049	16,732	17,409	18,070	18,581	19,043
60-64	63,403	65,005	66,595	68,316	70,300	72,533	75,139	78,052	81,165	84,244
60	13,639	13,933	14,299	14,747	15,292	15,892	16,572	17,246	17,902	18,411
61	13,145	13,486	13,781	14,142	14,591	15,131	15,727	16,401	17,071	17,724
62	12,705	12,985	13,324	13,620	13,979	14,423	14,959	15,552	16,223	16,887
63	12,223	12,543	12,820	13,158	13,452	13,809	14,250	14,783	15,371	16,038
64	11,691	12,058	12,371	12,649	12,986	13,278	13,631	14,070	14,598	15,184
65-69	49,662	51,498	53,422	55,377	57,219	58,933	60,476	62,020	63,700	65,613
65	11,054	11,520	11,877	12,192	12,470	12,805	13,095	13,443	13,880	14,408
66	10,406	10,880	11,337	11,694	12,006	12,282	12,615	12,903	13,250	13,684
67	9,851	10,228	10,694	11,148	11,498	11,808	12,083	12,413	12,702	13,045
68	9,389	9,666	10,038	10,500	10,948	11,296	11,599	11,876	12,203	12,491
69	8,962	9,204	9,476	9,843	10,297	10,742	11,084	11,385	11,665	11,985
70-74	38,057	39,297	40,535	41,790	43,176	44,714	46,420	48,228	50,058	51,791
70	8,517	8,773	9,008	9,278	9,639	10,085	10,523	10,864	11,165	11,441
71	8,031	8,322	8,573	8,805	9,073	9,430	9,870	10,304	10,638	10,934
72	7,606	7,836	8,119	8,368	8,600	8,863	9,215	9,650	10,075	10,402
73	7,156	7,405	7,633	7,912	8,161	8,388	8,644	8,990	9,420	9,836
74	6,747	6,961	7,202	7,427	7,703	7,948	8,168	8,420	8,760	9,178
75-79	28,045	28,813	29,671	30,627	31,636	32,716	33,838	34,968	36,122	37,361
75	6,341	6,545	6,756	6,988	7,210	7,480	7,722	7,940	8,189	8,518
76	5,938	6,134	6,330	6,537	6,764	6,982	7,247	7,485	7,697	7,940
77	5,580	5,730	5,919	6,111	6,312	6,531	6,745	7,005	7,239	7,441
78	5,247	5,367	5,514	5,697	5,880	6,077	6,288	6,499	6,752	6,975
79	4,939	5,037	5,152	5,294	5,470	5,646	5,836	6,039	6,245	6,487
80-84	19,273	19,884	20,445	20,995	21,551	22,136	22,768	23,487	24,278	25,112
80	4,609	4,735	4,826	4,936	5,072	5,240	5,407	5,590	5,786	5,981
81	4,225	4,356	4,476	4,564	4,671	4,800	4,964	5,125	5,301	5,487
82	3,846	3,968	4,094	4,212	4,295	4,399	4,522	4,680	4,834	5,001
83	3,480	3,591	3,709	3,831	3,942	4,022	4,123	4,242	4,392	4,536
84	3,113	3,234	3,340	3,452	3,571	3,675	3,752	3,850	3,965	4,107
85 y más	16,076	16,934	17,783	18,665	19,546	20,449	21,349	22,229	23,119	24,000

Fuente: Ministerio de Economía, Dirección General de Estadística y Censos.

06- San Salvador: Estimaciones y proyecciones de la población masculina por años calendario y edades simples. 2005-2025

Edad	2005	2006	2007	2008	2009	2010	2011	2012	2013	2014	2015
Total	780,347	781,974	783,396	784,650	786,847	789,950	793,629	797,731	802,136	806,756	811,452
0-4	83,955	81,718	79,302	76,547	73,788	70,907	69,396	68,038	66,821	65,716	64,687
0	16,587	14,974	14,592	14,241	13,931	13,658	13,414	13,195	12,993	12,792	12,605
1	16,637	16,492	14,888	14,509	14,166	13,862	13,594	13,355	13,138	12,939	12,743
2	16,883	16,601	16,459	14,855	14,482	14,142	13,840	13,573	13,337	13,123	12,922
3	16,860	16,850	16,568	16,429	14,826	14,457	14,122	13,820	13,557	13,324	13,111
4	16,988	16,801	16,795	16,513	16,383	14,788	14,426	14,095	13,796	13,538	13,306
5-9	89,992	87,790	85,749	84,118	82,679	81,724	79,674	77,451	74,891	72,296	69,551
5	17,341	16,861	16,674	16,668	16,400	16,282	14,696	14,344	14,019	13,724	13,472
6	17,775	17,207	16,729	16,545	16,551	16,296	16,187	14,612	14,265	13,949	13,658
7	18,044	17,637	17,072	16,596	16,428	16,446	16,203	16,102	14,537	14,196	13,884
8	18,314	17,906	17,500	16,938	16,478	16,325	16,354	16,119	16,025	14,469	14,131
9	18,518	18,179	17,774	17,371	16,822	16,375	16,234	16,274	16,045	15,958	14,406
10-14	90,563	91,155	90,992	90,078	88,702	86,910	84,944	83,169	81,822	80,619	79,870
10	18,646	18,387	18,051	17,648	17,260	16,722	16,286	16,154	16,201	15,979	15,897
11	18,594	18,514	18,258	17,925	17,537	17,161	16,634	16,209	16,084	16,136	15,918
12	18,314	18,460	18,382	18,129	17,812	17,441	17,076	16,553	16,139	16,020	16,080
13	17,810	18,163	18,311	18,236	18,003	17,706	17,348	16,996	16,481	16,075	15,961
14	17,199	17,631	17,990	18,140	18,090	17,880	17,600	17,257	16,917	16,409	16,014
15-19	77,925	79,024	80,547	82,336	84,238	85,923	87,018	87,382	87,000	86,060	84,614
15	16,575	16,990	17,426	17,789	17,968	17,949	17,759	17,497	17,167	16,836	16,340
16	16,020	16,325	16,745	17,188	17,587	17,800	17,807	17,639	17,393	17,078	16,758
17	15,517	15,738	16,047	16,474	16,958	17,398	17,641	17,670	17,524	17,294	16,989
18	15,088	15,208	15,437	15,753	16,229	16,758	17,228	17,498	17,545	17,418	17,203
19	14,725	14,763	14,892	15,132	15,496	16,018	16,583	17,078	17,371	17,434	17,324
20-24	68,285	68,319	68,510	68,899	69,708	71,018	72,872	75,227	77,882	80,486	82,709
20	14,366	14,394	14,443	14,580	14,875	15,286	15,844	16,435	16,951	17,261	17,339
21	13,997	14,034	14,070	14,131	14,320	14,665	15,111	15,696	16,308	16,841	17,167
22	13,601	13,664	13,709	13,758	13,874	14,111	14,490	14,966	15,569	16,199	16,744
23	13,291	13,268	13,343	13,396	13,500	13,666	13,935	14,344	14,838	15,458	16,101
24	13,030	12,959	12,945	13,034	13,139	13,290	13,492	13,786	14,216	14,727	15,358
25-29	62,105	61,520	61,034	60,678	60,751	61,202	61,969	62,999	64,260	65,777	67,626
25	12,825	12,701	12,641	12,639	12,777	12,930	13,113	13,343	13,655	14,101	14,624
26	12,612	12,499	12,387	12,336	12,385	12,568	12,753	12,962	13,211	13,538	13,995
27	12,415	12,294	12,190	12,088	12,084	12,180	12,390	12,599	12,828	13,092	13,429
28	12,215	12,106	11,994	11,900	11,842	11,880	12,006	12,237	12,461	12,707	12,981
29	12,038	11,920	11,822	11,715	11,663	11,644	11,707	11,858	12,105	12,339	12,597
30-34	57,220	57,079	56,790	56,450	56,161	56,014	55,968	56,106	56,451	57,086	57,949
30	11,840	11,761	11,651	11,561	11,493	11,476	11,483	11,565	11,730	11,989	12,233
31	11,670	11,586	11,513	11,411	11,353	11,319	11,322	11,349	11,445	11,623	11,887
32	11,459	11,435	11,356	11,289	11,218	11,190	11,176	11,196	11,237	11,342	11,526
33	11,256	11,240	11,225	11,152	11,111	11,063	11,054	11,055	11,087	11,140	11,250
34	10,995	11,057	11,045	11,037	10,986	10,966	10,933	10,941	10,952	10,992	11,053
35-39	51,404	51,741	52,079	52,353	52,652	52,881	53,047	53,116	53,192	53,256	53,385
35	10,742	10,810	10,877	10,868	10,881	10,851	10,845	10,824	10,839	10,859	10,905
36	10,487	10,568	10,640	10,711	10,721	10,749	10,732	10,740	10,726	10,748	10,773
37	10,279	10,325	10,409	10,484	10,570	10,596	10,637	10,628	10,645	10,638	10,667
38	10,062	10,125	10,173	10,260	10,348	10,451	10,486	10,536	10,535	10,560	10,558
39	9,834	9,913	9,980	10,030	10,132	10,234	10,347	10,388	10,447	10,451	10,482
40-44	44,066	45,157	46,076	46,818	47,425	48,004	48,555	49,135	49,670	50,195	50,585
40	9,537	9,690	9,771	9,840	9,905	10,022	10,133	10,252	10,300	10,365	10,372
41	9,216	9,395	9,550	9,634	9,717	9,795	9,924	10,041	10,163	10,219	10,287
42	8,828	9,077	9,256	9,414	9,511	9,607	9,695	9,830	9,952	10,081	10,139
43	8,439	8,690	8,943	9,122	9,292	9,400	9,506	9,600	9,743	9,869	10,000
44	8,046	8,305	8,556	8,808	9,000	9,180	9,297	9,412	9,512	9,661	9,787

Fuente: Ministerio de Economía, Dirección General de Estadística y Censos.

06- San Salvador: Estimaciones y proyecciones de la población masculina por años calendario y edades simples. 2005-2025

Edad	2005	2006	2007	2008	2009	2010	2011	2012	2013	2014	2015
45-49	35,762	36,507	37,431	38,496	39,715	40,964	42,196	43,291	44,234	45,013	45,737
45	7,699	7,914	8,172	8,427	8,689	8,890	9,077	9,201	9,319	9,426	9,577
46	7,373	7,572	7,786	8,043	8,309	8,581	8,787	8,980	9,110	9,231	9,343
47	7,110	7,252	7,450	7,663	7,929	8,204	8,483	8,694	8,890	9,024	9,148
48	6,884	6,994	7,137	7,336	7,555	7,829	8,110	8,392	8,609	8,805	8,944
49	6,696	6,775	6,886	7,027	7,233	7,460	7,739	8,024	8,306	8,527	8,725
50-54	30,426	30,991	31,462	31,925	32,464	33,151	33,976	34,998	36,186	37,499	38,815
50	6,496	6,592	6,670	6,781	6,931	7,142	7,372	7,657	7,941	8,227	8,448
51	6,318	6,391	6,489	6,569	6,685	6,839	7,053	7,288	7,574	7,862	8,144
52	6,115	6,213	6,289	6,386	6,472	6,594	6,752	6,967	7,207	7,491	7,780
53	5,890	6,010	6,108	6,185	6,289	6,381	6,507	6,666	6,882	7,123	7,405
54	5,607	5,785	5,906	6,004	6,087	6,195	6,292	6,420	6,582	6,796	7,038
55-59	24,555	25,136	25,814	26,527	27,264	27,949	28,571	29,126	29,679	30,285	31,017
55	5,324	5,506	5,684	5,803	5,908	5,992	6,105	6,205	6,334	6,498	6,712
56	5,080	5,225	5,407	5,584	5,707	5,816	5,903	6,020	6,120	6,249	6,416
57	4,891	4,983	5,130	5,309	5,489	5,619	5,727	5,818	5,934	6,036	6,167
58	4,719	4,796	4,889	5,035	5,215	5,396	5,529	5,642	5,734	5,852	5,952
59	4,541	4,626	4,704	4,796	4,945	5,126	5,307	5,441	5,557	5,650	5,770
60-64	19,846	20,318	20,776	21,234	21,701	22,239	22,858	23,556	24,303	25,066	25,775
60	4,336	4,448	4,532	4,611	4,707	4,856	5,039	5,219	5,353	5,472	5,566
61	4,157	4,243	4,353	4,438	4,522	4,618	4,770	4,949	5,132	5,267	5,387
62	3,963	4,063	4,147	4,257	4,346	4,433	4,533	4,682	4,862	5,043	5,179
63	3,789	3,869	3,969	4,054	4,164	4,258	4,347	4,447	4,596	4,775	4,956
64	3,601	3,695	3,775	3,874	3,962	4,074	4,169	4,259	4,360	4,509	4,687
65-69	15,668	15,949	16,267	16,633	17,053	17,507	17,987	18,469	18,964	19,458	20,004
65	3,429	3,510	3,601	3,682	3,780	3,872	3,983	4,078	4,169	4,272	4,420
66	3,267	3,335	3,417	3,507	3,588	3,689	3,779	3,893	3,989	4,082	4,185
67	3,126	3,173	3,238	3,319	3,412	3,495	3,597	3,687	3,801	3,897	3,988
68	2,998	3,030	3,078	3,142	3,224	3,319	3,402	3,504	3,595	3,707	3,800
69	2,848	2,901	2,933	2,983	3,049	3,132	3,226	3,307	3,410	3,500	3,611
70-74	11,906	12,250	12,552	12,813	13,066	13,339	13,629	13,955	14,321	14,730	15,160
70	2,690	2,754	2,807	2,839	2,889	2,957	3,041	3,133	3,213	3,313	3,402
71	2,541	2,596	2,661	2,713	2,748	2,799	2,867	2,951	3,038	3,118	3,215
72	2,393	2,450	2,504	2,570	2,622	2,658	2,710	2,774	2,857	2,943	3,022
73	2,229	2,305	2,362	2,416	2,481	2,533	2,568	2,620	2,684	2,766	2,848
74	2,053	2,145	2,218	2,275	2,326	2,392	2,443	2,477	2,529	2,590	2,673
75-79	8,028	8,332	8,672	9,024	9,375	9,702	10,010	10,281	10,522	10,764	11,009
75	1,879	1,969	2,058	2,130	2,186	2,237	2,302	2,349	2,385	2,438	2,497
76	1,729	1,800	1,886	1,972	2,041	2,095	2,145	2,207	2,254	2,293	2,345
77	1,596	1,650	1,717	1,798	1,883	1,949	2,003	2,053	2,112	2,157	2,196
78	1,470	1,517	1,570	1,633	1,713	1,794	1,856	1,907	1,958	2,014	2,057
79	1,354	1,396	1,441	1,491	1,552	1,627	1,704	1,765	1,813	1,862	1,914
80-84	4,687	4,912	5,169	5,436	5,691	5,952	6,190	6,454	6,729	6,998	7,256
80	1,171	1,284	1,324	1,369	1,416	1,473	1,543	1,617	1,675	1,719	1,766
81	1,039	1,088	1,194	1,232	1,274	1,320	1,374	1,440	1,510	1,564	1,607
82	913	961	1,005	1,104	1,139	1,181	1,222	1,273	1,336	1,401	1,453
83	813	837	881	925	1,015	1,049	1,089	1,126	1,174	1,234	1,294
84	751	742	765	806	847	929	962	998	1,034	1,080	1,136
85 y más	3,954	4,076	4,174	4,285	4,414	4,564	4,769	4,978	5,209	5,452	5,703

Fuente: Ministerio de Economía, Dirección General de Estadística y Censos.

06- San Salvador: Estimaciones y proyecciones de la población masculina por años calendario y edades simples. 2005-2025

Edad	2016	2017	2018	2019	2020	2021	2022	2023	2024	2025
Total	816,161	820,837	825,398	829,855	834,175	838,310	842,221	845,915	849,530	852,984
0-4	63,707	62,756	61,826	60,910	59,993	59,074	58,136	57,195	56,355	55,595
0	12,416	12,231	12,048	11,862	11,677	11,486	11,280	11,096	11,009	10,909
1	12,556	12,371	12,188	12,007	11,823	11,642	11,454	11,248	11,066	10,982
2	12,728	12,542	12,359	12,176	11,994	11,810	11,631	11,443	11,237	11,055
3	12,911	12,714	12,528	12,346	12,164	11,982	11,798	11,619	11,432	11,226
4	13,096	12,898	12,703	12,519	12,335	12,154	11,973	11,789	11,611	11,423
5-9	68,152	66,889	65,754	64,721	63,753	62,830	61,921	61,028	60,149	59,278
5	13,243	13,038	12,844	12,651	12,471	12,287	12,109	11,931	11,750	11,574
6	13,411	13,185	12,984	12,794	12,604	12,426	12,242	12,067	11,892	11,713
7	13,598	13,355	13,132	12,936	12,749	12,561	12,384	12,204	12,031	11,858
8	13,825	13,542	13,304	13,083	12,890	12,708	12,520	12,345	12,168	11,998
9	14,075	13,769	13,490	13,257	13,039	12,848	12,666	12,481	12,308	12,135
10-14	77,991	75,903	73,457	70,965	68,318	67,006	65,823	64,754	63,773	62,843
10	14,350	14,022	13,720	13,445	13,216	13,000	12,807	12,629	12,446	12,274
11	15,841	14,297	13,974	13,676	13,404	13,178	12,963	12,772	12,597	12,416
12	15,864	15,791	14,250	13,931	13,638	13,368	13,145	12,929	12,741	12,568
13	16,029	15,813	15,746	14,208	13,892	13,603	13,336	13,116	12,899	12,714
14	15,907	15,980	15,767	15,705	14,168	13,857	13,572	13,308	13,090	12,871
15-19	82,936	81,400	80,258	79,212	78,589	76,813	74,825	72,467	70,058	67,491
15	15,954	15,853	15,933	15,721	15,665	14,130	13,824	13,543	13,280	13,064
16	16,272	15,892	15,798	15,884	15,674	15,625	14,091	13,790	13,510	13,250
17	16,683	16,208	15,832	15,744	15,834	15,628	15,583	14,052	13,755	13,476
18	16,907	16,612	16,147	15,774	15,694	15,785	15,585	15,540	14,015	13,722
19	17,120	16,835	16,548	16,089	15,722	15,645	15,742	15,542	15,498	13,979
20-24	84,235	84,950	84,856	84,158	82,923	81,412	80,017	78,979	78,024	77,465
20	17,240	17,046	16,772	16,489	16,038	15,675	15,600	15,698	15,502	15,457
21	17,254	17,164	16,979	16,712	16,434	15,985	15,628	15,555	15,655	15,460
22	17,080	17,175	17,092	16,913	16,653	16,377	15,934	15,582	15,511	15,609
23	16,653	16,997	17,099	17,021	16,848	16,593	16,323	15,881	15,531	15,462
24	16,008	16,568	16,914	17,023	16,950	16,782	16,532	16,263	15,825	15,477
25-29	69,887	72,544	75,425	78,196	80,541	82,174	82,994	82,999	82,394	81,241
25	15,264	15,918	16,481	16,832	16,946	16,876	16,711	16,466	16,200	15,765
26	14,525	15,171	15,830	16,396	16,750	16,866	16,800	16,636	16,395	16,132
27	13,892	14,428	15,078	15,738	16,306	16,661	16,784	16,718	16,556	16,320
28	13,328	13,795	14,334	14,986	15,645	16,217	16,573	16,696	16,634	16,475
29	12,878	13,232	13,702	14,244	14,894	15,554	16,126	16,483	16,609	16,549
30-34	59,040	60,321	61,779	63,440	65,392	67,718	70,410	73,313	76,093	78,449
30	12,495	12,785	13,142	13,614	14,158	14,809	15,467	16,040	16,398	16,525
31	12,139	12,406	12,700	13,060	13,533	14,076	14,727	15,385	15,958	16,316
32	11,799	12,052	12,323	12,619	12,983	13,454	13,999	14,650	15,306	15,878
33	11,441	11,718	11,973	12,246	12,544	12,906	13,381	13,926	14,576	15,227
34	11,166	11,360	11,641	11,901	12,174	12,473	12,836	13,312	13,855	14,503
35-39	53,565	53,880	54,357	55,096	56,048	57,201	58,532	60,022	61,693	63,652
35	10,972	11,089	11,285	11,567	11,830	12,105	12,406	12,769	13,240	13,784
36	10,824	10,896	11,016	11,211	11,500	11,762	12,037	12,341	12,701	13,171
37	10,696	10,752	10,824	10,948	11,144	11,434	11,697	11,971	12,275	12,637
38	10,590	10,622	10,680	10,756	10,883	11,080	11,372	11,630	11,908	12,212
39	10,483	10,521	10,552	10,614	10,691	10,820	11,020	11,311	11,569	11,848
40-44	50,903	51,101	51,286	51,437	51,643	51,891	52,240	52,756	53,533	54,502
40	10,408	10,414	10,452	10,485	10,551	10,632	10,759	10,958	11,251	11,509
41	10,299	10,339	10,347	10,387	10,420	10,491	10,570	10,699	10,899	11,193
42	10,212	10,225	10,270	10,281	10,324	10,359	10,427	10,508	10,639	10,840
43	10,063	10,137	10,153	10,202	10,215	10,260	10,293	10,364	10,445	10,578
44	9,921	9,986	10,064	10,082	10,133	10,149	10,191	10,227	10,299	10,382

Fuente: Ministerio de Economía, Dirección General de Estadística y Censos.

06- San Salvador: Estimaciones y proyecciones de la población masculina por años calendario y edades simples. 2005-2025

Edad	2016	2017	2018	2019	2020	2021	2022	2023	2024	2025
45-49	46,398	47,063	47,678	48,261	48,710	49,077	49,320	49,540	49,717	49,949
45	9,707	9,841	9,912	9,990	10,011	10,064	10,077	10,122	10,159	10,234
46	9,496	9,628	9,764	9,836	9,917	9,938	9,992	10,007	10,052	10,091
47	9,262	9,417	9,552	9,690	9,762	9,844	9,865	9,920	9,937	9,982
48	9,068	9,184	9,341	9,478	9,617	9,688	9,771	9,792	9,849	9,866
49	8,865	8,993	9,109	9,267	9,403	9,543	9,615	9,699	9,720	9,776
50-54	40,086	41,227	42,210	43,017	43,760	44,451	45,137	45,758	46,349	46,802
50	8,645	8,788	8,920	9,036	9,192	9,328	9,468	9,542	9,625	9,648
51	8,368	8,566	8,711	8,844	8,957	9,114	9,253	9,393	9,466	9,548
52	8,061	8,287	8,484	8,628	8,763	8,875	9,034	9,171	9,312	9,383
53	7,694	7,978	8,203	8,395	8,543	8,678	8,792	8,950	9,086	9,226
54	7,318	7,608	7,892	8,114	8,305	8,456	8,590	8,702	8,860	8,997
55-59	31,876	32,906	34,080	35,361	36,652	37,898	39,017	39,979	40,778	41,518
55	6,952	7,233	7,520	7,802	8,023	8,215	8,366	8,498	8,609	8,769
56	6,630	6,868	7,145	7,433	7,711	7,931	8,124	8,273	8,404	8,516
57	6,335	6,548	6,782	7,056	7,342	7,620	7,839	8,030	8,181	8,309
58	6,087	6,253	6,462	6,694	6,968	7,252	7,528	7,745	7,934	8,086
59	5,872	6,004	6,171	6,376	6,608	6,880	7,160	7,433	7,650	7,838
60-64	26,417	26,979	27,536	28,148	28,870	29,692	30,671	31,798	33,027	34,272
60	5,685	5,786	5,917	6,085	6,289	6,517	6,786	7,065	7,336	7,552
61	5,480	5,597	5,699	5,829	5,997	6,198	6,423	6,688	6,968	7,237
62	5,299	5,391	5,507	5,611	5,741	5,905	6,103	6,328	6,590	6,867
63	5,090	5,207	5,300	5,417	5,520	5,648	5,809	6,006	6,229	6,489
64	4,863	4,998	5,113	5,206	5,323	5,424	5,550	5,711	5,904	6,127
65-69	20,604	21,285	21,995	22,714	23,380	23,992	24,534	25,076	25,667	26,352
65	4,594	4,770	4,901	5,016	5,109	5,224	5,325	5,450	5,611	5,803
66	4,325	4,499	4,671	4,803	4,917	5,008	5,122	5,223	5,347	5,508
67	4,091	4,230	4,401	4,571	4,698	4,812	4,904	5,016	5,118	5,241
68	3,891	3,993	4,130	4,299	4,465	4,592	4,703	4,796	4,905	5,008
69	3,703	3,793	3,892	4,025	4,191	4,356	4,480	4,591	4,686	4,792
70-74	15,610	16,066	16,521	16,979	17,483	18,041	18,665	19,320	19,983	20,603
70	3,511	3,603	3,691	3,788	3,919	4,082	4,244	4,367	4,478	4,571
71	3,304	3,410	3,500	3,587	3,684	3,813	3,974	4,133	4,252	4,362
72	3,118	3,204	3,308	3,397	3,483	3,579	3,705	3,863	4,019	4,134
73	2,926	3,019	3,103	3,206	3,294	3,378	3,472	3,595	3,751	3,902
74	2,751	2,830	2,919	3,001	3,103	3,189	3,270	3,362	3,483	3,634
75-79	11,277	11,574	11,899	12,254	12,628	13,022	13,425	13,829	14,249	14,689
75	2,577	2,654	2,731	2,815	2,897	2,997	3,082	3,162	3,252	3,368
76	2,400	2,478	2,552	2,628	2,708	2,790	2,887	2,970	3,048	3,136
77	2,247	2,301	2,376	2,449	2,522	2,597	2,678	2,772	2,855	2,927
78	2,096	2,146	2,198	2,270	2,340	2,411	2,482	2,562	2,653	2,731
79	1,957	1,995	2,042	2,092	2,161	2,227	2,296	2,363	2,441	2,527
80-84	7,496	7,710	7,907	8,107	8,310	8,527	8,762	9,023	9,304	9,603
80	1,814	1,857	1,892	1,937	1,985	2,051	2,112	2,178	2,243	2,317
81	1,652	1,698	1,739	1,773	1,817	1,861	1,925	1,983	2,046	2,107
82	1,495	1,536	1,581	1,620	1,653	1,695	1,736	1,797	1,853	1,911
83	1,344	1,382	1,422	1,466	1,502	1,533	1,573	1,611	1,670	1,721
84	1,191	1,237	1,273	1,311	1,353	1,387	1,416	1,454	1,492	1,547
85 y más	5,981	6,283	6,574	6,879	7,182	7,491	7,792	8,079	8,384	8,680

Fuente: Ministerio de Economía, Dirección General de Estadística y Censos.

06- San Salvador: Estimaciones y proyecciones de la población femenina por años calendario y edades simples. 2005-2025

Edad	2005	2006	2007	2008	2009	2010	2011	2012	2013	2014	2015
Total	895,196	900,309	905,166	909,762	915,115	920,863	926,967	933,299	939,776	946,310	952,796
0-4	81,337	78,936	76,374	73,500	70,617	67,771	66,324	65,022	63,863	62,809	61,826
0	15,921	14,282	13,924	13,589	13,294	13,037	12,802	12,593	12,403	12,215	12,035
1	16,152	15,865	14,232	13,875	13,542	13,252	12,999	12,766	12,560	12,371	12,185
2	16,389	16,116	15,830	14,202	13,849	13,518	13,230	12,979	12,748	12,544	12,356
3	16,373	16,356	16,085	15,801	14,175	13,825	13,498	13,211	12,962	12,734	12,532
4	16,502	16,317	16,303	16,033	15,757	14,139	13,795	13,473	13,190	12,945	12,718
5-9	87,618	85,397	83,342	81,708	80,287	79,185	76,963	74,583	71,885	69,157	66,446
5	16,851	16,378	16,191	16,180	15,920	15,654	14,048	13,711	13,395	13,116	12,880
6	17,284	16,721	16,251	16,065	16,068	15,819	15,562	13,965	13,635	13,328	13,051
7	17,565	17,147	16,587	16,120	15,949	15,963	15,725	15,475	13,888	13,564	13,261
8	17,851	17,428	17,012	16,455	16,006	15,845	15,872	15,642	15,398	13,819	13,499
9	18,067	17,723	17,301	16,888	16,344	15,904	15,756	15,790	15,569	15,330	13,755
10-14	89,437	89,710	89,314	88,248	86,762	84,878	82,854	81,027	79,645	78,439	77,516
10	18,229	17,947	17,602	17,184	16,783	16,251	15,821	15,680	15,721	15,507	15,271
11	18,232	18,117	17,833	17,491	17,087	16,695	16,175	15,752	15,618	15,665	15,454
12	18,044	18,124	18,013	17,732	17,405	17,011	16,627	16,118	15,701	15,571	15,622
13	17,681	17,941	18,023	17,912	17,649	17,333	16,948	16,570	16,069	15,658	15,535
14	17,251	17,581	17,843	17,929	17,838	17,588	17,283	16,907	16,536	16,038	15,634
15-19	81,869	82,655	83,763	85,061	86,400	87,482	88,019	87,912	87,160	85,905	84,219
15	16,848	17,153	17,485	17,748	17,852	17,777	17,537	17,242	16,876	16,510	16,018
16	16,541	16,755	17,064	17,400	17,685	17,804	17,741	17,513	17,228	16,867	16,508
17	16,298	16,457	16,673	16,987	17,348	17,647	17,782	17,728	17,513	17,232	16,877
18	16,140	16,222	16,385	16,602	16,946	17,323	17,636	17,782	17,739	17,529	17,254
19	16,042	16,068	16,156	16,324	16,569	16,931	17,323	17,647	17,804	17,767	17,562
20-24	78,263	78,530	78,843	79,211	79,766	80,557	81,697	83,200	84,898	86,529	87,843
20	15,939	15,977	16,005	16,097	16,295	16,557	16,934	17,338	17,672	17,835	17,803
21	15,806	15,872	15,915	15,945	16,067	16,283	16,560	16,950	17,363	17,702	17,871
22	15,618	15,735	15,806	15,851	15,910	16,053	16,284	16,574	16,973	17,392	17,736
23	15,496	15,539	15,661	15,733	15,806	15,885	16,046	16,289	16,589	16,993	17,417
24	15,404	15,407	15,456	15,585	15,688	15,779	15,873	16,049	16,301	16,607	17,016
25-29	75,773	75,670	75,592	75,580	75,864	76,334	76,967	77,679	78,492	79,381	80,433
25	15,353	15,305	15,309	15,364	15,523	15,642	15,751	15,857	16,045	16,304	16,616
26	15,270	15,241	15,200	15,208	15,293	15,469	15,606	15,725	15,846	16,042	16,305
27	15,175	15,151	15,127	15,090	15,130	15,233	15,425	15,576	15,703	15,834	16,034
28	15,050	15,051	15,030	15,009	15,003	15,061	15,180	15,386	15,547	15,680	15,818
29	14,925	14,922	14,926	14,909	14,915	14,929	15,005	15,135	15,351	15,521	15,660
30-34	71,711	72,112	72,368	72,547	72,739	72,968	73,207	73,525	73,936	74,548	75,287
30	14,755	14,791	14,790	14,800	14,809	14,831	14,864	14,953	15,091	15,316	15,492
31	14,598	14,618	14,659	14,661	14,698	14,722	14,762	14,806	14,906	15,052	15,282
32	14,371	14,459	14,486	14,530	14,557	14,613	14,650	14,704	14,758	14,866	15,018
33	14,144	14,235	14,328	14,357	14,423	14,468	14,538	14,587	14,649	14,712	14,824
34	13,843	14,009	14,105	14,199	14,252	14,334	14,393	14,475	14,532	14,602	14,671
35-39	65,258	65,898	66,605	67,311	68,108	68,839	69,516	70,089	70,630	71,098	71,554
35	13,554	13,711	13,882	13,980	14,096	14,164	14,258	14,330	14,420	14,485	14,560
36	13,266	13,425	13,586	13,760	13,878	14,007	14,090	14,194	14,272	14,370	14,440
37	13,045	13,142	13,306	13,472	13,665	13,797	13,938	14,032	14,143	14,224	14,327
38	12,815	12,923	13,024	13,190	13,376	13,580	13,724	13,875	13,977	14,094	14,179
39	12,578	12,697	12,807	12,909	13,093	13,291	13,506	13,658	13,818	13,925	14,048
40-44	57,030	58,563	59,849	60,897	61,784	62,646	63,516	64,482	65,473	66,488	67,421
40	12,254	12,464	12,585	12,698	12,819	13,013	13,222	13,447	13,605	13,771	13,883
41	11,894	12,139	12,352	12,474	12,605	12,738	12,941	13,158	13,392	13,557	13,727
42	11,433	11,781	12,027	12,241	12,383	12,524	12,669	12,880	13,103	13,342	13,512
43	10,967	11,321	11,672	11,920	12,151	12,304	12,453	12,608	12,823	13,051	13,297
44	10,482	10,858	11,213	11,564	11,826	12,067	12,231	12,389	12,550	12,767	13,002

Fuente: Ministerio de Economía, Dirección General de Estadística y Censos.

06- San Salvador: Estimaciones y proyecciones de la población femenina por años calendario y edades simples. 2005-2025

Edad	2005	2006	2007	2008	2009	2010	2011	2012	2013	2014	2015
45-49	46,669	47,926	49,406	51,046	52,854	54,634	56,340	57,830	59,113	60,186	61,196
45	10,043	10,377	10,754	11,111	11,480	11,749	12,001	12,170	12,333	12,499	12,719
46	9,629	9,940	10,278	10,656	11,026	11,402	11,682	11,938	12,114	12,282	12,450
47	9,282	9,529	9,841	10,179	10,570	10,947	11,331	11,618	11,881	12,062	12,231
48	8,983	9,187	9,436	9,751	10,103	10,503	10,887	11,275	11,564	11,832	12,013
49	8,732	8,893	9,097	9,349	9,675	10,033	10,439	10,829	11,221	11,511	11,783
50-54	39,561	40,572	41,461	42,355	43,367	44,569	45,946	47,574	49,376	51,303	53,186
50	8,461	8,644	8,802	9,008	9,270	9,603	9,968	10,378	10,772	11,166	11,459
51	8,219	8,375	8,558	8,715	8,930	9,199	9,536	9,906	10,323	10,715	11,113
52	7,947	8,131	8,286	8,476	8,644	8,864	9,137	9,477	9,848	10,268	10,665
53	7,649	7,860	8,044	8,202	8,401	8,576	8,798	9,078	9,418	9,795	10,214
54	7,285	7,562	7,771	7,954	8,122	8,327	8,507	8,735	9,015	9,359	9,735
55-59	31,924	32,884	33,972	35,133	36,352	37,527	38,628	39,636	40,656	41,763	43,032
55	6,914	7,198	7,474	7,685	7,876	8,049	8,259	8,444	8,673	8,957	9,300
56	6,601	6,828	7,113	7,391	7,610	7,804	7,981	8,195	8,382	8,615	8,898
57	6,360	6,519	6,747	7,031	7,316	7,540	7,737	7,916	8,135	8,324	8,557
58	6,139	6,278	6,439	6,665	6,957	7,245	7,472	7,673	7,856	8,074	8,265
59	5,910	6,061	6,199	6,361	6,593	6,889	7,179	7,408	7,610	7,793	8,012
60-64	25,966	26,722	27,486	28,253	29,050	29,952	30,976	32,133	33,373	34,635	35,849
60	5,648	5,829	5,982	6,118	6,288	6,524	6,825	7,112	7,344	7,545	7,732
61	5,424	5,568	5,747	5,900	6,041	6,215	6,454	6,755	7,045	7,276	7,478
62	5,181	5,342	5,485	5,661	5,818	5,964	6,141	6,382	6,682	6,972	7,203
63	4,968	5,099	5,258	5,400	5,583	5,743	5,890	6,068	6,308	6,609	6,900
64	4,745	4,884	5,014	5,174	5,320	5,506	5,666	5,816	5,994	6,233	6,536
65-69	20,978	21,429	21,926	22,479	23,140	23,858	24,641	25,449	26,269	27,100	28,022
65	4,537	4,661	4,796	4,926	5,089	5,240	5,425	5,590	5,739	5,918	6,158
66	4,351	4,451	4,574	4,709	4,844	5,008	5,159	5,348	5,512	5,663	5,840
67	4,191	4,262	4,363	4,483	4,624	4,758	4,927	5,075	5,266	5,429	5,581
68	4,038	4,104	4,176	4,273	4,396	4,538	4,676	4,843	4,992	5,182	5,346
69	3,861	3,951	4,017	4,088	4,187	4,314	4,454	4,593	4,760	4,908	5,097
70-74	16,431	16,975	17,471	17,916	18,346	18,786	19,248	19,755	20,325	20,986	21,686
70	3,667	3,774	3,862	3,927	4,002	4,102	4,229	4,367	4,506	4,673	4,819
71	3,488	3,578	3,683	3,772	3,838	3,916	4,017	4,141	4,278	4,418	4,580
72	3,306	3,399	3,492	3,596	3,686	3,751	3,832	3,932	4,054	4,189	4,327
73	3,099	3,214	3,309	3,400	3,506	3,597	3,663	3,741	3,838	3,960	4,093
74	2,871	3,010	3,125	3,221	3,314	3,420	3,507	3,574	3,649	3,746	3,867
75-79	11,484	11,962	12,485	13,040	13,586	14,121	14,634	15,099	15,524	15,932	16,334
75	2,645	2,782	2,920	3,033	3,125	3,220	3,324	3,411	3,475	3,549	3,645
76	2,454	2,556	2,688	2,824	2,932	3,025	3,118	3,216	3,306	3,370	3,441
77	2,284	2,370	2,469	2,597	2,729	2,831	2,924	3,016	3,112	3,201	3,262
78	2,127	2,201	2,285	2,380	2,503	2,631	2,729	2,821	2,910	3,004	3,089
79	1,974	2,053	2,123	2,206	2,297	2,414	2,539	2,635	2,721	2,808	2,897
80-84	7,123	7,472	7,895	8,322	8,751	9,182	9,568	10,004	10,454	10,910	11,352
80	1,729	1,914	1,988	2,055	2,134	2,220	2,331	2,452	2,541	2,627	2,709
81	1,560	1,632	1,806	1,877	1,942	2,018	2,101	2,208	2,324	2,411	2,491
82	1,396	1,461	1,533	1,696	1,762	1,825	1,898	1,977	2,081	2,192	2,274
83	1,258	1,300	1,362	1,430	1,585	1,645	1,708	1,776	1,852	1,952	2,057
84	1,180	1,165	1,206	1,264	1,328	1,474	1,530	1,591	1,656	1,728	1,821
85 y más	6,764	6,896	7,014	7,155	7,342	7,574	7,923	8,300	8,704	9,141	9,594

Fuente: Ministerio de Economía, Dirección General de Estadística y Censos.

06- San Salvador: Estimaciones y proyecciones de la población femenina por años calendario y edades simples. 2005-2025

Edad	2016	2017	2018	2019	2020	2021	2022	2023	2024	2025
Total	959,243	965,585	971,733	977,683	983,404	988,860	994,038	998,972	1,003,718	1,008,219
0-4	60,898	59,994	59,108	58,232	57,354	56,476	55,576	54,681	53,880	53,164
0	11,858	11,679	11,507	11,331	11,150	10,974	10,775	10,602	10,518	10,425
1	12,007	11,831	11,653	11,478	11,307	11,127	10,953	10,754	10,584	10,500
2	12,170	11,993	11,818	11,642	11,466	11,294	11,115	10,942	10,744	10,574
3	12,345	12,158	11,983	11,808	11,633	11,458	11,284	11,106	10,935	10,737
4	12,518	12,333	12,147	11,973	11,798	11,623	11,449	11,277	11,099	10,928
5-9	65,112	63,905	62,827	61,845	60,926	60,059	59,204	58,356	57,514	56,673
5	12,654	12,460	12,277	12,096	11,926	11,750	11,578	11,406	11,238	11,062
6	12,822	12,597	12,407	12,229	12,052	11,885	11,708	11,540	11,370	11,204
7	12,992	12,764	12,544	12,356	12,183	12,010	11,844	11,669	11,503	11,336
8	13,202	12,937	12,712	12,497	12,310	12,142	11,971	11,805	11,633	11,469
9	13,442	13,147	12,887	12,667	12,455	12,272	12,103	11,936	11,770	11,602
10-14	75,445	73,193	70,612	67,979	65,368	64,108	62,973	61,954	61,022	60,148
10	13,702	13,390	13,100	12,844	12,627	12,417	12,235	12,069	11,904	11,741
11	15,224	13,657	13,348	13,063	12,810	12,595	12,385	12,205	12,040	11,878
12	15,418	15,190	13,628	13,321	13,038	12,787	12,573	12,363	12,185	12,020
13	15,587	15,387	15,161	13,603	13,299	13,018	12,768	12,554	12,346	12,170
14	15,514	15,569	15,375	15,148	13,594	13,291	13,012	12,763	12,547	12,339
15-19	82,347	80,641	79,352	78,230	77,369	75,350	73,141	70,600	67,998	65,399
15	15,618	15,500	15,560	15,369	15,142	13,590	13,289	13,011	12,763	12,547
16	16,017	15,622	15,507	15,568	15,375	15,150	13,601	13,300	13,023	12,772
17	16,520	16,033	15,639	15,527	15,587	15,396	15,172	13,622	13,321	13,043
18	16,902	16,546	16,061	15,667	15,559	15,616	15,426	15,202	13,652	13,349
19	17,290	16,940	16,585	16,099	15,706	15,598	15,653	15,465	15,239	13,688
20-24	88,564	88,596	87,936	86,736	85,078	83,218	81,517	80,218	79,088	78,215
20	17,601	17,333	16,983	16,625	16,141	15,745	15,637	15,694	15,504	15,277
21	17,844	17,642	17,377	17,027	16,666	16,182	15,786	15,677	15,733	15,542
22	17,909	17,884	17,684	17,418	17,068	16,705	16,221	15,823	15,714	15,769
23	17,766	17,942	17,918	17,718	17,453	17,102	16,740	16,253	15,854	15,744
24	17,444	17,795	17,974	17,948	17,750	17,484	17,133	16,771	16,283	15,883
25-29	81,777	83,425	85,231	86,944	88,317	89,061	89,108	88,453	87,260	85,601
25	17,029	17,460	17,813	17,992	17,967	17,768	17,503	17,154	16,791	16,302
26	16,622	17,037	17,473	17,824	18,005	17,980	17,783	17,518	17,170	16,805
27	16,304	16,622	17,042	17,478	17,832	18,010	17,985	17,789	17,525	17,178
28	16,021	16,296	16,617	17,039	17,479	17,831	18,011	17,986	17,791	17,527
29	15,801	16,010	16,286	16,611	17,034	17,472	17,826	18,006	17,983	17,789
30-34	76,122	77,004	77,943	78,938	80,065	81,470	83,167	85,008	86,739	88,113
30	15,636	15,782	15,992	16,274	16,600	17,025	17,462	17,816	17,998	17,974
31	15,465	15,614	15,760	15,974	16,258	16,585	17,012	17,450	17,804	17,984
32	15,251	15,442	15,591	15,740	15,953	16,241	16,569	16,997	17,434	17,787
33	14,982	15,218	15,412	15,566	15,715	15,930	16,219	16,548	16,976	17,413
34	14,788	14,948	15,188	15,384	15,539	15,689	15,905	16,197	16,527	16,955
35-39	71,977	72,448	72,990	73,687	74,506	75,403	76,335	77,315	78,335	79,497
35	14,633	14,754	14,917	15,159	15,358	15,515	15,665	15,883	16,175	16,506
36	14,521	14,596	14,722	14,884	15,129	15,330	15,489	15,641	15,855	16,152
37	14,402	14,486	14,567	14,690	14,857	15,103	15,305	15,465	15,617	15,833
38	14,285	14,366	14,453	14,534	14,659	14,828	15,077	15,277	15,438	15,593
39	14,136	14,246	14,331	14,420	14,503	14,627	14,799	15,049	15,250	15,413
40-44	68,249	68,945	69,576	70,132	70,662	71,151	71,671	72,238	72,970	73,812
40	14,008	14,101	14,211	14,300	14,391	14,475	14,602	14,772	15,025	15,225
41	13,841	13,970	14,064	14,177	14,267	14,361	14,446	14,574	14,747	14,999
42	13,683	13,805	13,934	14,030	14,146	14,239	14,333	14,416	14,546	14,720
43	13,468	13,643	13,765	13,898	13,997	14,115	14,210	14,301	14,386	14,515
44	13,249	13,426	13,602	13,727	13,861	13,961	14,080	14,175	14,266	14,353

Fuente: Ministerio de Economía, Dirección General de Estadística y Censos.

06- San Salvador: Estimaciones y proyecciones de la población femenina por años calendario y edades simples. 2005-2025

Edad	2016	2017	2018	2019	2020	2021	2022	2023	2024	2025
45-49	62,191	63,258	64,334	65,422	66,410	67,289	68,008	68,672	69,252	69,805
45	12,958	13,208	13,385	13,563	13,690	13,827	13,927	14,044	14,141	14,236
46	12,676	12,915	13,168	13,347	13,527	13,655	13,789	13,892	14,008	14,108
47	12,402	12,630	12,872	13,127	13,306	13,486	13,612	13,750	13,852	13,970
48	12,189	12,359	12,591	12,836	13,090	13,271	13,450	13,576	13,713	13,817
49	11,966	12,146	12,318	12,549	12,797	13,050	13,230	13,410	13,538	13,674
50-54	54,964	56,515	57,854	58,970	60,024	61,041	62,134	63,222	64,323	65,311
50	11,733	11,917	12,099	12,273	12,505	12,750	13,005	13,185	13,367	13,496
51	11,405	11,682	11,870	12,050	12,226	12,456	12,703	12,957	13,141	13,321
52	11,061	11,356	11,633	11,821	12,003	12,176	12,409	12,655	12,909	13,094
53	10,611	11,007	11,303	11,581	11,768	11,950	12,125	12,358	12,603	12,855
54	10,154	10,553	10,949	11,245	11,522	11,709	11,892	12,067	12,303	12,545
55-59	44,466	46,127	47,951	49,879	51,750	53,518	55,063	56,396	57,509	58,559
55	9,676	10,095	10,497	10,891	11,184	11,462	11,649	11,833	12,008	12,242
56	9,243	9,619	10,038	10,439	10,830	11,123	11,401	11,589	11,772	11,945
57	8,842	9,185	9,562	9,979	10,377	10,767	11,061	11,339	11,525	11,708
58	8,500	8,785	9,128	9,502	9,918	10,314	10,703	10,998	11,273	11,459
59	8,205	8,443	8,726	9,068	9,441	9,852	10,249	10,637	10,931	11,205
60-64	36,986	38,026	39,059	40,168	41,430	42,841	44,468	46,254	48,138	49,972
60	7,954	8,147	8,382	8,662	9,003	9,375	9,786	10,181	10,566	10,859
61	7,665	7,889	8,082	8,313	8,594	8,933	9,304	9,713	10,103	10,487
62	7,406	7,594	7,817	8,009	8,238	8,518	8,856	9,224	9,633	10,020
63	7,133	7,336	7,520	7,741	7,932	8,161	8,441	8,777	9,142	9,549
64	6,828	7,060	7,258	7,443	7,663	7,854	8,081	8,359	8,694	9,057
65-69	29,058	30,213	31,427	32,663	33,839	34,941	35,942	36,944	38,033	39,261
65	6,460	6,750	6,976	7,176	7,361	7,581	7,770	7,993	8,269	8,605
66	6,081	6,381	6,666	6,891	7,089	7,274	7,493	7,680	7,903	8,176
67	5,760	5,998	6,293	6,577	6,800	6,996	7,179	7,397	7,584	7,804
68	5,498	5,673	5,908	6,201	6,483	6,704	6,896	7,080	7,298	7,483
69	5,259	5,411	5,584	5,818	6,106	6,386	6,604	6,794	6,979	7,193
70-74	22,447	23,231	24,014	24,811	25,693	26,673	27,755	28,908	30,075	31,188
70	5,006	5,170	5,317	5,490	5,720	6,003	6,279	6,497	6,687	6,870
71	4,727	4,912	5,073	5,218	5,389	5,617	5,896	6,171	6,386	6,572
72	4,488	4,632	4,811	4,971	5,117	5,284	5,510	5,787	6,056	6,268
73	4,230	4,386	4,530	4,706	4,867	5,010	5,172	5,395	5,669	5,934
74	3,996	4,131	4,283	4,426	4,600	4,759	4,898	5,058	5,277	5,544
75-79	16,768	17,239	17,772	18,373	19,008	19,694	20,413	21,139	21,873	22,672
75	3,764	3,891	4,025	4,173	4,313	4,483	4,640	4,778	4,937	5,150
76	3,538	3,656	3,778	3,909	4,056	4,192	4,360	4,515	4,649	4,804
77	3,333	3,429	3,543	3,662	3,790	3,934	4,067	4,233	4,384	4,514
78	3,151	3,221	3,316	3,427	3,540	3,666	3,806	3,937	4,099	4,244
79	2,982	3,042	3,110	3,202	3,309	3,419	3,540	3,676	3,804	3,960
80-84	11,777	12,174	12,538	12,888	13,241	13,609	14,006	14,464	14,974	15,509
80	2,795	2,878	2,934	2,999	3,087	3,189	3,295	3,412	3,543	3,664
81	2,573	2,658	2,737	2,791	2,854	2,939	3,039	3,142	3,255	3,380
82	2,351	2,432	2,513	2,592	2,642	2,704	2,786	2,883	2,981	3,090
83	2,136	2,209	2,287	2,365	2,440	2,489	2,550	2,631	2,722	2,815
84	1,922	1,997	2,067	2,141	2,218	2,288	2,336	2,396	2,473	2,560
85 y más	10,095	10,651	11,209	11,786	12,364	12,958	13,557	14,150	14,735	15,320

Fuente: Ministerio de Economía, Dirección General de Estadística y Censos.

07- Cuscatlán: Estimaciones y proyecciones de la población de ambos sexos por años calendario y edades simples. 2005-2025

Edad	2005	2006	2007	2008	2009	2010	2011	2012	2013	2014	2015
Total	232,764	235,016	237,270	239,515	241,976	244,611	247,433	250,381	253,437	256,558	259,742
0-4	27,101	26,637	26,337	26,101	25,988	25,949	25,852	25,820	25,838	25,887	25,952
0	5,229	5,294	5,242	5,208	5,187	5,182	5,189	5,206	5,218	5,229	5,240
1	5,274	5,197	5,264	5,213	5,179	5,158	5,155	5,164	5,182	5,194	5,205
2	5,409	5,264	5,187	5,255	5,205	5,171	5,150	5,147	5,157	5,176	5,188
3	5,494	5,401	5,256	5,179	5,247	5,199	5,165	5,144	5,141	5,151	5,172
4	5,695	5,481	5,388	5,246	5,170	5,239	5,193	5,159	5,140	5,137	5,147
5-9	30,669	29,971	29,149	28,349	27,558	26,887	26,456	26,190	25,983	25,883	25,857
5	5,858	5,687	5,474	5,382	5,242	5,168	5,237	5,193	5,159	5,140	5,137
6	6,038	5,848	5,679	5,466	5,376	5,238	5,166	5,235	5,193	5,157	5,140
7	6,167	6,027	5,838	5,669	5,459	5,372	5,235	5,164	5,235	5,191	5,157
8	6,267	6,154	6,016	5,828	5,661	5,453	5,368	5,233	5,164	5,233	5,190
9	6,339	6,255	6,142	6,004	5,820	5,656	5,450	5,365	5,232	5,162	5,233
10-14	30,782	31,265	31,427	31,293	30,950	30,412	29,762	28,986	28,235	27,477	26,831
10	6,376	6,328	6,244	6,132	5,997	5,815	5,653	5,448	5,364	5,231	5,163
11	6,345	6,364	6,316	6,234	6,124	5,992	5,811	5,650	5,446	5,362	5,231
12	6,243	6,331	6,351	6,303	6,224	6,117	5,987	5,808	5,648	5,443	5,360
13	6,040	6,226	6,314	6,334	6,290	6,214	6,109	5,981	5,804	5,643	5,440
14	5,778	6,016	6,202	6,290	6,315	6,274	6,202	6,099	5,973	5,798	5,637
15-19	24,677	25,755	26,928	28,106	29,188	30,049	30,610	30,859	30,813	30,546	30,067
15	5,472	5,746	5,985	6,171	6,265	6,294	6,257	6,187	6,087	5,963	5,790
16	5,174	5,432	5,706	5,945	6,138	6,235	6,270	6,236	6,169	6,072	5,949
17	4,906	5,124	5,384	5,657	5,903	6,102	6,203	6,243	6,211	6,146	6,052
18	4,668	4,848	5,067	5,328	5,608	5,859	6,064	6,168	6,212	6,183	6,121
19	4,457	4,605	4,786	5,005	5,274	5,559	5,816	6,025	6,134	6,182	6,155
20-24	19,708	20,108	20,648	21,321	22,166	23,186	24,377	25,675	26,990	28,176	29,126
20	4,256	4,388	4,538	4,720	4,946	5,222	5,512	5,775	5,987	6,099	6,149
21	4,070	4,183	4,316	4,467	4,658	4,890	5,174	5,468	5,735	5,948	6,062
22	3,908	3,995	4,110	4,245	4,404	4,601	4,841	5,129	5,427	5,694	5,911
23	3,783	3,834	3,922	4,039	4,182	4,347	4,552	4,796	5,088	5,387	5,656
24	3,691	3,708	3,762	3,850	3,976	4,126	4,298	4,507	4,753	5,048	5,348
25-29	17,575	17,538	17,504	17,525	17,700	18,036	18,557	19,228	20,043	21,002	22,117
25	3,636	3,617	3,635	3,690	3,787	3,919	4,076	4,252	4,463	4,713	5,009
26	3,577	3,562	3,545	3,564	3,627	3,731	3,869	4,030	4,209	4,423	4,675
27	3,533	3,504	3,490	3,476	3,503	3,572	3,682	3,824	3,987	4,170	4,385
28	3,458	3,463	3,436	3,423	3,416	3,449	3,525	3,639	3,784	3,948	4,134
29	3,371	3,392	3,398	3,372	3,367	3,365	3,405	3,483	3,600	3,748	3,914
30-34	15,491	15,659	15,825	15,969	16,084	16,171	16,229	16,305	16,447	16,722	17,137
30	3,269	3,309	3,333	3,340	3,320	3,321	3,323	3,368	3,449	3,567	3,716
31	3,176	3,212	3,253	3,278	3,291	3,276	3,282	3,288	3,336	3,419	3,537
32	3,093	3,123	3,162	3,203	3,234	3,251	3,241	3,250	3,258	3,309	3,393
33	3,015	3,045	3,076	3,116	3,162	3,197	3,218	3,210	3,222	3,231	3,284
34	2,938	2,970	3,001	3,032	3,077	3,126	3,165	3,189	3,182	3,196	3,207
35-39	13,073	13,441	13,771	14,059	14,307	14,528	14,755	14,988	15,212	15,392	15,535
35	2,846	2,897	2,929	2,962	2,997	3,044	3,097	3,139	3,166	3,159	3,175
36	2,729	2,810	2,861	2,893	2,930	2,969	3,018	3,073	3,117	3,146	3,140
37	2,606	2,695	2,776	2,828	2,864	2,903	2,945	2,995	3,052	3,098	3,127
38	2,497	2,573	2,663	2,744	2,799	2,838	2,879	2,923	2,974	3,033	3,079
39	2,395	2,466	2,542	2,632	2,717	2,774	2,816	2,858	2,903	2,956	3,014
40-44	10,734	10,978	11,261	11,570	11,946	12,343	12,748	13,123	13,465	13,756	14,011
40	2,313	2,365	2,436	2,512	2,605	2,692	2,751	2,794	2,838	2,884	2,937
41	2,211	2,283	2,336	2,407	2,484	2,580	2,669	2,730	2,774	2,819	2,865
42	2,144	2,181	2,253	2,306	2,380	2,459	2,557	2,648	2,710	2,755	2,801
43	2,064	2,114	2,151	2,223	2,279	2,356	2,436	2,536	2,627	2,690	2,736
44	2,002	2,035	2,085	2,122	2,198	2,256	2,335	2,415	2,516	2,608	2,672

Fuente: Ministerio de Economía, Dirección General de Estadística y Censos.

07- Cuscatlán: Estimaciones y proyecciones de la población de ambos sexos por años calendario y edades simples. 2005-2025

Edad	2005	2006	2007	2008	2009	2010	2011	2012	2013	2014	2015
45-49	8,882	9,093	9,318	9,557	9,802	10,072	10,346	10,664	11,011	11,417	11,841
45	1,919	1,973	2,008	2,058	2,097	2,175	2,234	2,314	2,396	2,497	2,589
46	1,836	1,892	1,946	1,981	2,034	2,075	2,153	2,214	2,295	2,376	2,479
47	1,766	1,809	1,865	1,921	1,958	2,011	2,053	2,132	2,194	2,276	2,358
48	1,704	1,741	1,784	1,839	1,897	1,936	1,990	2,033	2,112	2,175	2,258
49	1,657	1,678	1,715	1,758	1,816	1,875	1,916	1,971	2,014	2,093	2,157
50-54	7,337	7,516	7,704	7,892	8,083	8,295	8,531	8,783	9,050	9,313	9,595
50	1,595	1,631	1,653	1,691	1,736	1,795	1,855	1,896	1,952	1,996	2,075
51	1,528	1,572	1,608	1,630	1,670	1,717	1,775	1,836	1,878	1,935	1,979
52	1,457	1,504	1,548	1,584	1,608	1,650	1,698	1,757	1,818	1,861	1,916
53	1,397	1,434	1,482	1,526	1,563	1,589	1,632	1,681	1,739	1,800	1,843
54	1,360	1,375	1,413	1,461	1,506	1,544	1,571	1,613	1,663	1,721	1,782
55-59	6,563	6,569	6,569	6,584	6,667	6,814	7,010	7,214	7,421	7,628	7,847
55	1,349	1,339	1,354	1,392	1,441	1,486	1,526	1,553	1,596	1,645	1,703
56	1,343	1,327	1,317	1,332	1,372	1,421	1,468	1,508	1,536	1,579	1,628
57	1,337	1,321	1,305	1,296	1,313	1,353	1,403	1,450	1,490	1,518	1,561
58	1,290	1,314	1,300	1,285	1,277	1,295	1,336	1,385	1,432	1,472	1,500
59	1,244	1,268	1,293	1,279	1,264	1,259	1,277	1,318	1,367	1,414	1,455
60-64	5,773	5,788	5,819	5,889	5,956	6,019	6,043	6,064	6,098	6,193	6,349
60	1,185	1,223	1,247	1,272	1,258	1,245	1,240	1,259	1,300	1,349	1,396
61	1,172	1,162	1,200	1,224	1,250	1,237	1,224	1,221	1,239	1,280	1,330
62	1,158	1,148	1,139	1,177	1,201	1,228	1,216	1,204	1,201	1,219	1,261
63	1,146	1,133	1,124	1,116	1,153	1,178	1,206	1,195	1,184	1,181	1,200
64	1,112	1,122	1,109	1,100	1,094	1,131	1,157	1,185	1,174	1,164	1,162
65-69	4,959	5,028	5,094	5,131	5,155	5,159	5,193	5,238	5,320	5,403	5,474
65	1,072	1,086	1,097	1,085	1,078	1,072	1,110	1,136	1,164	1,154	1,144
66	1,031	1,045	1,059	1,071	1,060	1,053	1,050	1,086	1,112	1,141	1,131
67	996	1,004	1,019	1,033	1,045	1,036	1,029	1,026	1,062	1,089	1,119
68	951	969	977	992	1,006	1,019	1,011	1,004	1,003	1,039	1,065
69	909	924	942	950	966	979	993	986	979	980	1,015
70-74	3,727	3,847	3,975	4,096	4,190	4,271	4,342	4,414	4,464	4,500	4,519
70	857	881	896	914	923	939	952	967	961	955	956
71	800	830	854	868	886	895	912	924	941	936	930
72	733	773	802	825	839	858	867	885	897	914	909
73	684	706	744	773	797	811	829	838	856	868	885
74	653	657	679	716	745	768	782	800	809	827	839
75-79	2,659	2,728	2,790	2,852	2,924	3,012	3,118	3,234	3,343	3,427	3,505
75	626	627	631	652	688	716	738	752	770	779	797
76	586	598	599	603	624	658	686	708	721	738	747
77	530	556	568	569	573	594	626	653	675	687	704
78	480	499	525	536	537	541	561	593	618	641	652
79	437	448	467	492	502	503	507	528	559	582	605
80-84	1,571	1,608	1,668	1,736	1,816	1,890	1,948	1,997	2,052	2,115	2,191
80	381	403	414	431	456	464	468	471	491	521	544
81	339	355	376	387	402	427	434	438	442	460	489
82	307	314	329	349	359	373	397	404	408	412	428
83	277	283	290	303	321	331	345	367	374	378	382
84	267	253	259	266	278	295	304	317	337	344	348
85 y más	1,483	1,487	1,483	1,485	1,496	1,518	1,556	1,599	1,652	1,721	1,788

Fuente: Ministerio de Economía, Dirección General de Estadística y Censos.

07- Cuscatlán: Estimaciones y proyecciones de la población de ambos sexos por años calendario y edades simples. 2005-2025

Edad	2016	2017	2018	2019	2020	2021	2022	2023	2024	2025
Total	262,963	266,232	269,493	272,765	276,004	279,234	282,409	285,550	288,717	291,907
0-4	26,013	26,052	26,070	26,061	26,014	25,935	25,819	25,686	25,597	25,545
0	5,244	5,243	5,231	5,217	5,192	5,162	5,125	5,095	5,125	5,139
1	5,218	5,222	5,222	5,210	5,196	5,173	5,143	5,107	5,077	5,107
2	5,199	5,212	5,216	5,216	5,204	5,190	5,167	5,137	5,101	5,071
3	5,184	5,195	5,208	5,212	5,212	5,200	5,186	5,163	5,133	5,097
4	5,168	5,180	5,193	5,206	5,210	5,210	5,198	5,184	5,161	5,131
5-9	25,771	25,748	25,771	25,826	25,904	25,975	26,024	26,046	26,037	25,983
5	5,147	5,168	5,180	5,195	5,208	5,212	5,212	5,200	5,186	5,161
6	5,137	5,147	5,168	5,180	5,197	5,210	5,214	5,214	5,202	5,186
7	5,140	5,137	5,147	5,168	5,182	5,199	5,212	5,216	5,216	5,202
8	5,157	5,140	5,137	5,147	5,169	5,184	5,201	5,214	5,218	5,216
9	5,190	5,156	5,139	5,136	5,148	5,170	5,185	5,202	5,215	5,218
10-14	26,420	26,167	25,964	25,872	25,849	25,768	25,755	25,791	25,854	25,928
10	5,234	5,190	5,156	5,139	5,138	5,149	5,171	5,186	5,203	5,216
11	5,163	5,234	5,190	5,156	5,141	5,139	5,150	5,172	5,187	5,204
12	5,230	5,162	5,233	5,189	5,155	5,142	5,140	5,151	5,173	5,186
13	5,358	5,229	5,161	5,232	5,188	5,155	5,143	5,141	5,152	5,172
14	5,435	5,352	5,224	5,156	5,227	5,183	5,151	5,141	5,139	5,150
15-19	29,463	28,727	28,001	27,272	26,642	26,244	25,997	25,802	25,727	25,719
15	5,629	5,428	5,345	5,218	5,150	5,221	5,177	5,147	5,138	5,135
16	5,778	5,618	5,419	5,336	5,210	5,142	5,213	5,170	5,140	5,131
17	5,931	5,763	5,604	5,406	5,324	5,199	5,131	5,202	5,160	5,131
18	6,030	5,912	5,744	5,588	5,390	5,309	5,184	5,116	5,189	5,148
19	6,095	6,006	5,889	5,724	5,568	5,373	5,292	5,167	5,100	5,174
20-24	29,755	30,069	30,084	29,876	29,447	28,883	28,184	27,488	26,786	26,178
20	6,124	6,067	5,981	5,866	5,702	5,546	5,353	5,272	5,148	5,083
21	6,114	6,093	6,038	5,954	5,840	5,677	5,523	5,331	5,251	5,128
22	6,025	6,080	6,061	6,010	5,926	5,813	5,652	5,499	5,309	5,229
23	5,874	5,991	6,047	6,031	5,980	5,897	5,787	5,627	5,476	5,286
24	5,618	5,838	5,957	6,015	5,999	5,950	5,869	5,759	5,602	5,452
25-29	23,375	24,717	26,065	27,283	28,262	28,926	29,271	29,314	29,131	28,738
25	5,311	5,581	5,803	5,924	5,982	5,969	5,920	5,839	5,731	5,576
26	4,972	5,275	5,546	5,769	5,891	5,951	5,938	5,889	5,810	5,704
27	4,639	4,937	5,240	5,511	5,735	5,858	5,918	5,906	5,859	5,782
28	4,351	4,605	4,903	5,207	5,478	5,702	5,825	5,886	5,875	5,830
29	4,102	4,319	4,573	4,872	5,176	5,446	5,670	5,794	5,856	5,846
30-34	17,714	18,433	19,287	20,273	21,401	22,663	24,005	25,353	26,573	27,555
30	3,885	4,073	4,292	4,545	4,844	5,147	5,416	5,641	5,765	5,829
31	3,689	3,858	4,047	4,266	4,519	4,819	5,120	5,389	5,614	5,739
32	3,511	3,665	3,835	4,024	4,243	4,495	4,795	5,096	5,366	5,590
33	3,369	3,489	3,644	3,814	4,002	4,221	4,473	4,774	5,074	5,344
34	3,260	3,348	3,469	3,624	3,793	3,981	4,201	4,453	4,754	5,053
35-39	15,634	15,750	15,923	16,218	16,649	17,238	17,963	18,817	19,799	20,928
35	3,186	3,241	3,329	3,450	3,605	3,773	3,963	4,182	4,434	4,735
36	3,156	3,169	3,224	3,312	3,432	3,587	3,757	3,946	4,165	4,417
37	3,122	3,140	3,153	3,208	3,296	3,417	3,572	3,742	3,931	4,149
38	3,108	3,107	3,125	3,138	3,193	3,281	3,403	3,558	3,726	3,915
39	3,062	3,093	3,092	3,110	3,123	3,180	3,268	3,389	3,543	3,712
40-44	14,267	14,528	14,771	14,967	15,128	15,249	15,374	15,555	15,853	16,292
40	2,997	3,046	3,077	3,076	3,094	3,110	3,166	3,254	3,374	3,529
41	2,920	2,981	3,030	3,061	3,061	3,080	3,096	3,152	3,240	3,360
42	2,848	2,904	2,964	3,014	3,045	3,047	3,066	3,082	3,137	3,226
43	2,783	2,831	2,887	2,947	2,998	3,030	3,032	3,051	3,067	3,123
44	2,719	2,766	2,813	2,869	2,930	2,982	3,014	3,016	3,035	3,054

Fuente: Ministerio de Economía, Dirección General de Estadística y Censos.

07- Cuscatlán: Estimaciones y proyecciones de la población de ambos sexos por años calendario y edades simples. 2005-2025

Edad	2016	2017	2018	2019	2020	2021	2022	2023	2024	2025
45-49	12,264	12,649	12,998	13,298	13,566	13,830	14,097	14,348	14,552	14,729
45	2,654	2,701	2,747	2,795	2,851	2,913	2,965	2,997	2,999	3,020
46	2,570	2,635	2,682	2,729	2,778	2,834	2,896	2,948	2,980	2,984
47	2,460	2,551	2,616	2,664	2,712	2,761	2,817	2,879	2,931	2,965
48	2,340	2,441	2,531	2,597	2,646	2,694	2,743	2,799	2,861	2,915
49	2,240	2,321	2,422	2,513	2,579	2,628	2,676	2,725	2,781	2,845
50-54	9,878	10,204	10,556	10,965	11,385	11,809	12,194	12,545	12,845	13,114
50	2,138	2,221	2,302	2,404	2,495	2,561	2,610	2,658	2,707	2,765
51	2,057	2,120	2,203	2,285	2,387	2,478	2,543	2,592	2,639	2,689
52	1,960	2,039	2,102	2,186	2,267	2,369	2,459	2,524	2,573	2,620
53	1,898	1,943	2,022	2,085	2,169	2,250	2,350	2,440	2,505	2,554
54	1,825	1,881	1,927	2,005	2,067	2,151	2,232	2,331	2,421	2,486
55-59	8,088	8,346	8,615	8,878	9,160	9,445	9,768	10,113	10,509	10,916
55	1,765	1,808	1,864	1,910	1,987	2,049	2,133	2,213	2,311	2,401
56	1,685	1,747	1,791	1,847	1,893	1,970	2,031	2,114	2,194	2,291
57	1,611	1,668	1,730	1,774	1,830	1,876	1,952	2,012	2,095	2,175
58	1,544	1,595	1,652	1,712	1,756	1,812	1,858	1,934	1,994	2,075
59	1,483	1,528	1,578	1,635	1,694	1,738	1,794	1,840	1,915	1,974
60-64	6,549	6,756	6,966	7,175	7,394	7,632	7,881	8,140	8,397	8,674
60	1,437	1,466	1,511	1,560	1,617	1,676	1,719	1,775	1,821	1,895
61	1,377	1,418	1,447	1,492	1,540	1,597	1,656	1,699	1,754	1,800
62	1,312	1,357	1,398	1,427	1,472	1,520	1,576	1,634	1,677	1,733
63	1,242	1,292	1,337	1,378	1,407	1,452	1,499	1,554	1,612	1,656
64	1,181	1,223	1,273	1,318	1,358	1,387	1,431	1,478	1,533	1,590
65-69	5,512	5,544	5,589	5,691	5,842	6,033	6,231	6,432	6,630	6,843
65	1,143	1,162	1,204	1,253	1,297	1,337	1,366	1,410	1,456	1,510
66	1,124	1,123	1,142	1,183	1,231	1,275	1,314	1,343	1,387	1,433
67	1,109	1,102	1,101	1,120	1,161	1,209	1,252	1,290	1,319	1,364
68	1,095	1,086	1,080	1,079	1,098	1,138	1,185	1,228	1,266	1,295
69	1,041	1,071	1,062	1,056	1,055	1,074	1,114	1,161	1,202	1,241
70-74	4,560	4,613	4,699	4,780	4,850	4,889	4,924	4,969	5,069	5,215
70	990	1,016	1,046	1,037	1,032	1,031	1,050	1,089	1,135	1,177
71	931	965	990	1,020	1,011	1,007	1,005	1,024	1,063	1,109
72	903	905	938	963	992	984	980	978	998	1,036
73	880	876	878	910	934	963	956	952	950	971
74	856	851	847	850	881	904	933	926	923	922
75-79	3,570	3,642	3,693	3,731	3,755	3,799	3,849	3,929	4,005	4,077
75	809	825	821	817	820	851	874	901	896	894
76	765	777	793	789	786	789	819	842	868	865
77	713	732	743	759	756	753	756	786	808	833
78	668	677	696	707	723	720	717	720	750	772
79	615	631	640	659	670	686	683	680	683	713
80-84	2,281	2,374	2,463	2,534	2,601	2,661	2,727	2,776	2,813	2,836
80	566	575	591	601	619	630	646	644	642	644
81	511	532	540	556	565	583	594	609	608	606
82	456	477	497	505	520	529	546	557	571	571
83	396	424	443	462	470	484	492	509	520	532
84	352	366	392	410	427	435	449	457	472	483
85 y más	1,849	1,913	1,978	2,065	2,155	2,255	2,346	2,446	2,540	2,637

Fuente: Ministerio de Economía, Dirección General de Estadística y Censos.

07- Cuscatlán: Estimaciones y proyecciones de la población de masculina por años calendario y edades simples. 2005-2025

Edad	2005	2006	2007	2008	2009	2010	2011	2012	2013	2014	2015
Total	111,915	112,903	113,900	114,895	116,005	117,222	118,545	119,928	121,378	122,864	124,387
0-4	13,851	13,615	13,465	13,351	13,299	13,275	13,225	13,208	13,217	13,242	13,276
0	2,682	2,711	2,684	2,667	2,656	2,653	2,657	2,665	2,671	2,677	2,683
1	2,691	2,662	2,692	2,666	2,649	2,638	2,636	2,641	2,650	2,656	2,662
2	2,761	2,686	2,657	2,688	2,662	2,645	2,634	2,632	2,638	2,647	2,653
3	2,806	2,757	2,682	2,653	2,684	2,659	2,642	2,631	2,629	2,635	2,645
4	2,911	2,799	2,750	2,677	2,648	2,680	2,656	2,639	2,629	2,627	2,633
5-9	15,669	15,318	14,897	14,485	14,076	13,738	13,520	13,389	13,289	13,243	13,226
5	2,995	2,907	2,795	2,747	2,675	2,647	2,679	2,656	2,639	2,629	2,627
6	3,087	2,990	2,903	2,791	2,744	2,673	2,646	2,678	2,656	2,638	2,629
7	3,152	3,081	2,985	2,898	2,787	2,742	2,672	2,645	2,678	2,655	2,638
8	3,201	3,145	3,075	2,980	2,894	2,784	2,740	2,671	2,645	2,677	2,655
9	3,234	3,195	3,139	3,069	2,976	2,892	2,783	2,739	2,671	2,644	2,677
10-14	15,626	15,900	16,008	15,959	15,799	15,536	15,211	14,815	14,429	14,038	13,711
10	3,249	3,229	3,190	3,134	3,066	2,974	2,891	2,783	2,739	2,671	2,645
11	3,229	3,244	3,224	3,185	3,130	3,064	2,972	2,890	2,782	2,738	2,671
12	3,171	3,221	3,237	3,217	3,179	3,126	3,061	2,970	2,888	2,780	2,736
13	3,060	3,161	3,211	3,227	3,209	3,173	3,121	3,057	2,968	2,885	2,778
14	2,917	3,045	3,146	3,196	3,215	3,199	3,166	3,115	3,052	2,964	2,881
15-19	12,282	12,849	13,472	14,103	14,689	15,167	15,490	15,651	15,656	15,544	15,315
15	2,751	2,897	3,025	3,127	3,180	3,202	3,188	3,156	3,107	3,046	2,959
16	2,589	2,725	2,872	3,000	3,106	3,161	3,187	3,175	3,145	3,097	3,037
17	2,441	2,557	2,694	2,841	2,973	3,083	3,141	3,170	3,159	3,131	3,084
18	2,309	2,403	2,519	2,657	2,809	2,944	3,058	3,118	3,150	3,140	3,114
19	2,192	2,267	2,362	2,478	2,621	2,777	2,916	3,032	3,095	3,130	3,121
20-24	9,499	9,694	9,963	10,303	10,743	11,284	11,925	12,628	13,347	14,002	14,538
20	2,080	2,146	2,222	2,318	2,438	2,586	2,745	2,888	3,006	3,071	3,107
21	1,976	2,031	2,098	2,174	2,276	2,400	2,553	2,714	2,860	2,979	3,045
22	1,884	1,925	1,982	2,050	2,131	2,237	2,366	2,521	2,685	2,831	2,953
23	1,809	1,834	1,876	1,934	2,007	2,092	2,203	2,334	2,492	2,657	2,804
24	1,750	1,758	1,785	1,827	1,891	1,969	2,058	2,171	2,304	2,464	2,629
25-29	8,144	8,119	8,101	8,115	8,209	8,386	8,658	9,009	9,439	9,952	10,550
25	1,710	1,701	1,709	1,737	1,785	1,853	1,935	2,027	2,141	2,277	2,437
26	1,668	1,661	1,654	1,663	1,696	1,748	1,820	1,904	1,998	2,114	2,251
27	1,635	1,620	1,614	1,609	1,623	1,660	1,715	1,790	1,875	1,972	2,088
28	1,590	1,590	1,576	1,571	1,570	1,588	1,629	1,687	1,764	1,849	1,948
29	1,541	1,547	1,548	1,535	1,535	1,537	1,559	1,601	1,661	1,740	1,826
30-34	7,006	7,055	7,108	7,155	7,194	7,232	7,269	7,319	7,406	7,559	7,781
30	1,488	1,501	1,509	1,511	1,501	1,505	1,510	1,534	1,578	1,639	1,718
31	1,440	1,451	1,465	1,474	1,479	1,472	1,480	1,487	1,512	1,557	1,618
32	1,398	1,406	1,419	1,433	1,445	1,453	1,449	1,459	1,467	1,493	1,539
33	1,359	1,367	1,376	1,389	1,406	1,420	1,431	1,428	1,440	1,448	1,475
34	1,321	1,330	1,339	1,348	1,363	1,382	1,399	1,411	1,409	1,422	1,431
35-39	5,855	6,001	6,128	6,234	6,321	6,396	6,477	6,566	6,656	6,733	6,806
35	1,277	1,295	1,304	1,314	1,325	1,341	1,362	1,381	1,395	1,393	1,407
36	1,223	1,255	1,273	1,282	1,294	1,307	1,324	1,346	1,366	1,382	1,380
37	1,167	1,203	1,235	1,253	1,264	1,277	1,292	1,309	1,332	1,353	1,369
38	1,117	1,148	1,185	1,217	1,236	1,249	1,263	1,279	1,296	1,320	1,341
39	1,071	1,100	1,131	1,168	1,202	1,222	1,236	1,251	1,267	1,285	1,309
40-44	4,802	4,897	5,011	5,135	5,288	5,449	5,611	5,758	5,892	6,000	6,092
40	1,035	1,055	1,084	1,115	1,153	1,188	1,209	1,224	1,240	1,256	1,274
41	989	1,019	1,040	1,068	1,100	1,139	1,175	1,197	1,213	1,229	1,245
42	959	973	1,003	1,024	1,053	1,086	1,126	1,163	1,186	1,202	1,219
43	923	943	957	987	1,009	1,040	1,073	1,114	1,151	1,174	1,191
44	896	907	927	941	973	996	1,028	1,060	1,102	1,139	1,163

Fuente: Ministerio de Economía, Dirección General de Estadística y Censos.

07- Cuscatlán: Estimaciones y proyecciones de la población de masculina por años calendario y edades simples. 2005-2025

Edad	2005	2006	2007	2008	2009	2010	2011	2012	2013	2014	2015
45-49	3,972	4,052	4,138	4,232	4,328	4,436	4,544	4,671	4,811	4,978	5,150
45	858	880	892	912	927	960	983	1,015	1,048	1,090	1,128
46	821	843	865	877	898	914	947	971	1,003	1,036	1,079
47	789	806	828	851	864	884	901	935	959	992	1,025
48	762	775	792	814	838	852	872	889	923	948	981
49	742	748	761	778	801	826	841	861	878	912	937
50-54	3,296	3,362	3,432	3,501	3,571	3,651	3,742	3,840	3,944	4,045	4,157
50	715	728	735	748	766	789	815	829	850	867	901
51	686	703	716	723	737	756	778	804	819	840	857
52	655	673	690	703	711	726	745	768	794	809	829
53	628	642	661	678	691	700	715	735	757	783	798
54	612	616	630	649	666	680	689	704	724	746	772
55-59	2,951	2,945	2,934	2,930	2,956	3,008	3,082	3,158	3,235	3,311	3,392
55	607	600	604	618	638	655	670	679	694	713	735
56	604	595	588	592	607	627	645	660	669	684	703
57	601	592	583	577	582	596	617	635	650	659	674
58	580	589	581	573	567	572	587	607	625	640	649
59	559	569	578	570	562	558	563	577	597	615	631
60-64	2,605	2,604	2,610	2,633	2,654	2,674	2,677	2,675	2,678	2,708	2,766
60	533	548	558	567	559	552	548	553	567	587	606
61	528	522	537	547	556	549	542	538	543	557	578
62	523	516	511	526	535	545	539	532	528	533	548
63	518	511	504	500	514	524	534	528	522	518	524
64	503	507	500	493	490	504	514	524	518	513	510
65-69	2,238	2,267	2,295	2,308	2,314	2,310	2,317	2,329	2,356	2,386	2,410
65	485	491	495	489	483	480	494	504	514	509	504
66	466	472	478	482	477	471	469	482	492	503	498
67	450	452	459	465	469	465	459	457	470	481	492
68	428	437	439	446	452	456	452	446	446	459	469
69	409	415	424	426	433	438	443	440	434	434	447
70-74	1,663	1,714	1,768	1,820	1,860	1,894	1,924	1,953	1,971	1,982	1,985
70	385	395	401	410	412	419	424	430	427	422	422
71	358	371	381	387	396	398	406	410	417	414	409
72	327	344	357	366	372	382	384	392	396	403	400
73	304	313	329	342	352	358	367	369	377	381	388
74	289	291	300	315	328	337	343	352	354	362	366
75-79	1,165	1,195	1,221	1,247	1,276	1,313	1,356	1,402	1,449	1,483	1,516
75	275	276	278	286	301	313	322	328	337	339	347
76	257	261	262	264	272	286	298	307	313	321	323
77	232	243	247	248	250	258	271	282	291	297	305
78	210	218	229	233	234	236	243	256	266	275	281
79	191	197	205	216	219	220	222	229	242	251	260
80-84	683	701	730	761	799	832	857	876	897	921	950
80	166	179	185	192	203	205	207	208	215	228	236
81	148	154	166	172	178	189	191	192	194	200	213
82	134	136	142	153	159	164	175	177	178	180	185
83	120	123	125	130	140	146	151	161	163	164	166
84	115	109	112	114	119	128	133	138	147	149	150
85 y más	608	615	619	623	629	641	660	681	706	737	766

Fuente: Ministerio de Economía, Dirección General de Estadística y Censos.

07- Cuscatlán: Estimaciones y proyecciones de la población de masculina por años calendario y edades simples. 2005-2025

Edad	2016	2017	2018	2019	2020	2021	2022	2023	2024	2025
Total	125,924	127,478	129,031	130,596	132,144	133,687	135,206	136,700	138,208	139,716
0-4	13,307	13,327	13,336	13,331	13,306	13,265	13,205	13,137	13,092	13,066
0	2,685	2,684	2,677	2,670	2,657	2,642	2,623	2,607	2,623	2,630
1	2,669	2,671	2,671	2,664	2,657	2,645	2,630	2,612	2,596	2,612
2	2,659	2,666	2,668	2,668	2,661	2,654	2,642	2,627	2,609	2,593
3	2,651	2,657	2,664	2,666	2,666	2,659	2,652	2,640	2,625	2,607
4	2,643	2,649	2,656	2,663	2,665	2,665	2,658	2,651	2,639	2,624
5-9	13,182	13,170	13,181	13,209	13,250	13,286	13,311	13,322	13,317	13,288
5	2,633	2,643	2,649	2,657	2,664	2,666	2,666	2,659	2,652	2,639
6	2,627	2,633	2,643	2,649	2,658	2,665	2,667	2,667	2,660	2,652
7	2,629	2,627	2,633	2,643	2,650	2,659	2,666	2,668	2,668	2,660
8	2,638	2,629	2,627	2,633	2,644	2,651	2,660	2,667	2,669	2,668
9	2,655	2,638	2,629	2,627	2,634	2,645	2,652	2,661	2,668	2,669
10-14	13,502	13,378	13,283	13,243	13,229	13,187	13,179	13,196	13,227	13,265
10	2,678	2,656	2,639	2,630	2,629	2,635	2,646	2,653	2,662	2,669
11	2,645	2,679	2,657	2,640	2,632	2,630	2,636	2,647	2,654	2,663
12	2,670	2,644	2,678	2,656	2,639	2,632	2,630	2,636	2,647	2,653
13	2,734	2,669	2,643	2,677	2,655	2,638	2,632	2,630	2,636	2,646
14	2,775	2,730	2,666	2,640	2,674	2,652	2,635	2,630	2,628	2,634
15-19	15,016	14,643	14,273	13,899	13,583	13,384	13,266	13,175	13,142	13,135
15	2,876	2,770	2,725	2,662	2,636	2,670	2,648	2,632	2,628	2,626
16	2,951	2,869	2,764	2,719	2,657	2,631	2,665	2,643	2,627	2,623
17	3,025	2,941	2,860	2,755	2,711	2,650	2,624	2,658	2,636	2,621
18	3,068	3,012	2,928	2,849	2,744	2,701	2,640	2,614	2,649	2,627
19	3,096	3,051	2,996	2,914	2,835	2,732	2,689	2,628	2,602	2,638
20-24	14,905	15,104	15,143	15,066	14,868	14,599	14,250	13,902	13,546	13,244
20	3,099	3,076	3,033	2,979	2,898	2,819	2,718	2,675	2,614	2,589
21	3,083	3,076	3,055	3,013	2,960	2,880	2,802	2,702	2,659	2,599
22	3,019	3,058	3,052	3,034	2,992	2,940	2,861	2,784	2,685	2,642
23	2,927	2,994	3,034	3,030	3,012	2,970	2,920	2,842	2,766	2,667
24	2,777	2,900	2,969	3,010	3,006	2,990	2,949	2,899	2,822	2,747
25-29	11,230	11,956	12,693	13,364	13,913	14,296	14,516	14,573	14,511	14,334
25	2,603	2,750	2,875	2,945	2,985	2,984	2,968	2,927	2,878	2,802
26	2,411	2,577	2,725	2,850	2,920	2,962	2,961	2,945	2,905	2,857
27	2,226	2,386	2,552	2,700	2,825	2,896	2,938	2,937	2,922	2,883
28	2,064	2,202	2,362	2,529	2,676	2,801	2,872	2,915	2,914	2,900
29	1,926	2,041	2,179	2,340	2,507	2,653	2,777	2,849	2,892	2,892
30-34	8,084	8,464	8,912	9,435	10,035	10,713	11,436	12,166	12,832	13,379
30	1,806	1,906	2,021	2,158	2,320	2,486	2,631	2,755	2,827	2,871
31	1,699	1,787	1,887	2,002	2,139	2,301	2,466	2,610	2,734	2,807
32	1,599	1,682	1,770	1,870	1,985	2,121	2,283	2,447	2,592	2,715
33	1,522	1,583	1,666	1,754	1,853	1,968	2,104	2,266	2,429	2,574
34	1,458	1,506	1,568	1,651	1,738	1,837	1,952	2,088	2,250	2,412
35-39	6,866	6,936	7,038	7,201	7,431	7,739	8,118	8,561	9,078	9,675
35	1,416	1,444	1,492	1,554	1,637	1,723	1,823	1,937	2,073	2,235
36	1,394	1,404	1,432	1,480	1,541	1,624	1,711	1,810	1,924	2,060
37	1,368	1,383	1,393	1,421	1,469	1,531	1,613	1,700	1,799	1,912
38	1,357	1,358	1,373	1,383	1,411	1,459	1,521	1,603	1,689	1,788
39	1,331	1,347	1,348	1,363	1,373	1,402	1,450	1,511	1,593	1,680
40-44	6,186	6,285	6,382	6,465	6,547	6,616	6,690	6,796	6,958	7,191
40	1,299	1,321	1,337	1,338	1,353	1,364	1,393	1,441	1,501	1,584
41	1,264	1,289	1,311	1,327	1,329	1,344	1,355	1,384	1,432	1,492
42	1,235	1,254	1,278	1,301	1,317	1,320	1,335	1,346	1,374	1,423
43	1,208	1,224	1,243	1,267	1,291	1,307	1,310	1,325	1,336	1,365
44	1,180	1,197	1,213	1,232	1,257	1,281	1,297	1,300	1,315	1,327

Fuente: Ministerio de Economía, Dirección General de Estadística y Censos.

07- Cuscatlán: Estimaciones y proyecciones de la población de masculina por años calendario y edades simples. 2005-2025

Edad	2016	2017	2018	2019	2020	2021	2022	2023	2024	2025
45-49	5,319	5,471	5,606	5,720	5,816	5,912	6,014	6,115	6,202	6,290
45	1,152	1,169	1,185	1,202	1,221	1,246	1,270	1,286	1,289	1,305
46	1,116	1,140	1,157	1,174	1,191	1,210	1,235	1,259	1,275	1,279
47	1,067	1,104	1,128	1,146	1,163	1,180	1,199	1,224	1,248	1,265
48	1,014	1,055	1,092	1,117	1,135	1,152	1,169	1,188	1,213	1,238
49	970	1,003	1,044	1,081	1,106	1,124	1,141	1,158	1,177	1,203
50-54	4,268	4,400	4,543	4,708	4,876	5,044	5,195	5,330	5,443	5,538
50	926	959	992	1,033	1,070	1,095	1,113	1,130	1,147	1,167
51	891	916	949	982	1,023	1,060	1,084	1,102	1,119	1,136
52	846	881	906	939	971	1,012	1,049	1,073	1,091	1,107
53	818	836	870	895	928	960	1,000	1,037	1,061	1,079
54	787	808	826	859	884	917	949	988	1,025	1,049
55-59	3,486	3,586	3,690	3,791	3,901	4,012	4,140	4,277	4,435	4,595
55	762	777	798	816	848	873	906	937	976	1,013
56	725	752	767	788	806	838	862	895	926	964
57	694	716	742	757	778	796	828	851	884	915
58	665	685	707	732	747	768	786	818	841	873
59	640	656	676	698	722	737	758	776	808	830
60-64	2,842	2,919	2,997	3,074	3,155	3,245	3,340	3,439	3,536	3,642
60	622	631	647	666	688	712	727	748	766	797
61	597	612	621	637	656	678	702	717	737	755
62	569	587	602	611	627	646	668	691	706	726
63	539	559	577	592	601	617	636	657	680	695
64	515	530	550	568	583	592	607	626	647	669
65-69	2,419	2,423	2,432	2,466	2,519	2,590	2,664	2,737	2,810	2,885
65	501	506	521	541	558	573	582	597	616	635
66	494	491	496	511	530	547	562	571	586	604
67	487	483	480	485	500	519	536	550	559	574
68	480	475	472	469	474	489	507	524	538	547
69	457	468	463	460	457	462	477	495	511	525
70-74	1,996	2,012	2,041	2,070	2,093	2,103	2,110	2,120	2,153	2,202
70	434	444	455	450	448	445	450	464	482	498
71	409	421	431	442	437	435	432	437	451	468
72	395	396	407	417	428	423	421	418	424	437
73	385	381	382	393	402	413	409	407	404	410
74	373	370	366	368	378	387	398	394	392	389
75-79	1,542	1,569	1,586	1,597	1,604	1,618	1,634	1,661	1,687	1,708
75	351	357	355	351	353	363	372	382	379	377
76	331	335	341	339	336	338	347	356	366	363
77	307	315	318	324	323	320	322	331	339	349
78	288	290	298	301	307	306	303	305	314	322
79	265	272	274	282	285	291	290	287	289	297
80-84	984	1,020	1,056	1,083	1,110	1,131	1,155	1,172	1,183	1,188
80	245	249	256	258	266	269	275	274	271	272
81	220	229	232	239	241	249	252	257	257	254
82	197	204	213	216	222	224	232	235	239	240
83	170	182	188	197	200	205	207	215	218	221
84	152	156	167	173	181	184	189	191	198	201
85 y más	790	815	839	874	908	947	983	1,021	1,056	1,091

Fuente: Ministerio de Economía, Dirección General de Estadística y Censos.

07- Cuscatlán: Estimaciones y proyecciones de la población femenina por años calendario y edades simples. 2005-2025

Edad	2005	2006	2007	2008	2009	2010	2011	2012	2013	2014	2015
Total	120,849	122,113	123,370	124,620	125,971	127,389	128,888	130,453	132,059	133,694	135,355
0-4	13,250	13,022	12,872	12,750	12,689	12,674	12,627	12,612	12,621	12,645	12,676
0	2,547	2,583	2,558	2,541	2,531	2,529	2,532	2,541	2,547	2,552	2,557
1	2,583	2,535	2,572	2,547	2,530	2,520	2,519	2,523	2,532	2,538	2,543
2	2,648	2,578	2,530	2,567	2,543	2,526	2,516	2,515	2,519	2,529	2,535
3	2,688	2,644	2,574	2,526	2,563	2,540	2,523	2,513	2,512	2,516	2,527
4	2,784	2,682	2,638	2,569	2,522	2,559	2,537	2,520	2,511	2,510	2,514
5-9	15,000	14,653	14,252	13,864	13,482	13,149	12,936	12,801	12,694	12,640	12,631
5	2,863	2,780	2,679	2,635	2,567	2,521	2,558	2,537	2,520	2,511	2,510
6	2,951	2,858	2,776	2,675	2,632	2,565	2,520	2,557	2,537	2,519	2,511
7	3,015	2,946	2,853	2,771	2,672	2,630	2,563	2,519	2,557	2,536	2,519
8	3,066	3,009	2,941	2,848	2,767	2,669	2,628	2,562	2,519	2,556	2,535
9	3,105	3,060	3,003	2,935	2,844	2,764	2,667	2,626	2,561	2,518	2,556
10-14	15,156	15,365	15,419	15,334	15,151	14,876	14,551	14,171	13,806	13,439	13,120
10	3,127	3,099	3,054	2,998	2,931	2,841	2,762	2,665	2,625	2,560	2,518
11	3,116	3,120	3,092	3,049	2,994	2,928	2,839	2,760	2,664	2,624	2,560
12	3,072	3,110	3,114	3,086	3,045	2,991	2,926	2,838	2,760	2,663	2,624
13	2,980	3,065	3,103	3,107	3,081	3,041	2,988	2,924	2,836	2,758	2,662
14	2,861	2,971	3,056	3,094	3,100	3,075	3,036	2,984	2,921	2,834	2,756
15-19	12,395	12,906	13,456	14,003	14,499	14,882	15,120	15,208	15,157	15,002	14,752
15	2,721	2,849	2,960	3,044	3,085	3,092	3,069	3,031	2,980	2,917	2,831
16	2,585	2,707	2,834	2,945	3,032	3,074	3,083	3,061	3,024	2,975	2,912
17	2,465	2,567	2,690	2,816	2,930	3,019	3,062	3,073	3,052	3,015	2,968
18	2,359	2,445	2,548	2,671	2,799	2,915	3,006	3,050	3,062	3,043	3,007
19	2,265	2,338	2,424	2,527	2,653	2,782	2,900	2,993	3,039	3,052	3,034
20-24	10,209	10,414	10,685	11,018	11,423	11,902	12,452	13,047	13,643	14,174	14,588
20	2,176	2,242	2,316	2,402	2,508	2,636	2,767	2,887	2,981	3,028	3,042
21	2,094	2,152	2,218	2,293	2,382	2,490	2,621	2,754	2,875	2,969	3,017
22	2,024	2,070	2,128	2,195	2,273	2,364	2,475	2,608	2,742	2,863	2,958
23	1,974	2,000	2,046	2,105	2,175	2,255	2,349	2,462	2,596	2,730	2,852
24	1,941	1,950	1,977	2,023	2,085	2,157	2,240	2,336	2,449	2,584	2,719
25-29	9,431	9,419	9,403	9,410	9,491	9,650	9,899	10,219	10,604	11,050	11,567
25	1,926	1,916	1,926	1,953	2,002	2,066	2,141	2,225	2,322	2,436	2,572
26	1,909	1,901	1,891	1,901	1,931	1,983	2,049	2,126	2,211	2,309	2,424
27	1,898	1,884	1,876	1,867	1,880	1,912	1,967	2,034	2,112	2,198	2,297
28	1,868	1,873	1,860	1,852	1,846	1,861	1,896	1,952	2,020	2,099	2,186
29	1,830	1,845	1,850	1,837	1,832	1,828	1,846	1,882	1,939	2,008	2,088
30-34	8,485	8,604	8,717	8,814	8,890	8,939	8,960	8,986	9,041	9,163	9,356
30	1,781	1,808	1,824	1,829	1,819	1,816	1,813	1,834	1,871	1,928	1,998
31	1,736	1,761	1,788	1,804	1,812	1,804	1,802	1,801	1,824	1,862	1,919
32	1,695	1,717	1,743	1,770	1,789	1,798	1,792	1,791	1,791	1,816	1,854
33	1,656	1,678	1,700	1,727	1,756	1,777	1,787	1,782	1,782	1,783	1,809
34	1,617	1,640	1,662	1,684	1,714	1,744	1,766	1,778	1,773	1,774	1,776
35-39	7,218	7,440	7,643	7,825	7,986	8,132	8,278	8,422	8,556	8,659	8,729
35	1,569	1,602	1,625	1,648	1,672	1,703	1,735	1,758	1,771	1,766	1,768
36	1,506	1,555	1,588	1,611	1,636	1,662	1,694	1,727	1,751	1,764	1,760
37	1,439	1,492	1,541	1,575	1,600	1,626	1,653	1,686	1,720	1,745	1,758
38	1,380	1,425	1,478	1,527	1,563	1,589	1,616	1,644	1,678	1,713	1,738
39	1,324	1,366	1,411	1,464	1,515	1,552	1,580	1,607	1,636	1,671	1,705
40-44	5,932	6,081	6,250	6,435	6,658	6,894	7,137	7,365	7,573	7,756	7,919
40	1,278	1,310	1,352	1,397	1,452	1,504	1,542	1,570	1,598	1,628	1,663
41	1,222	1,264	1,296	1,339	1,384	1,441	1,494	1,533	1,561	1,590	1,620
42	1,185	1,208	1,250	1,282	1,327	1,373	1,431	1,485	1,524	1,553	1,582
43	1,141	1,171	1,194	1,236	1,270	1,316	1,363	1,422	1,476	1,516	1,545
44	1,106	1,128	1,158	1,181	1,225	1,260	1,307	1,355	1,414	1,469	1,509

Fuente: Ministerio de Economía, Dirección General de Estadística y Censos.

07- Cuscatlán: Estimaciones y proyecciones de la población femenina por años calendario y edades simples. 2005-2025

Edad	2005	2006	2007	2008	2009	2010	2011	2012	2013	2014	2015
45-49	4,910	5,041	5,180	5,325	5,474	5,636	5,802	5,993	6,200	6,439	6,691
45	1,061	1,093	1,116	1,146	1,170	1,215	1,251	1,299	1,348	1,407	1,461
46	1,015	1,049	1,081	1,104	1,136	1,161	1,206	1,243	1,292	1,340	1,400
47	977	1,003	1,037	1,070	1,094	1,127	1,152	1,197	1,235	1,284	1,333
48	942	966	992	1,025	1,059	1,084	1,118	1,144	1,189	1,227	1,277
49	915	930	954	980	1,015	1,049	1,075	1,110	1,136	1,181	1,220
50-54	4,041	4,154	4,272	4,391	4,512	4,644	4,789	4,943	5,106	5,268	5,438
50	880	903	918	943	970	1,006	1,040	1,067	1,102	1,129	1,174
51	842	869	892	907	933	961	997	1,032	1,059	1,095	1,122
52	802	831	858	881	897	924	953	989	1,024	1,052	1,087
53	769	792	821	848	872	889	917	946	982	1,017	1,045
54	748	759	783	812	840	864	882	909	939	975	1,010
55-59	3,612	3,624	3,635	3,654	3,711	3,806	3,928	4,056	4,186	4,317	4,455
55	742	739	750	774	803	831	856	874	902	932	968
56	739	732	729	740	765	794	823	848	867	895	925
57	736	729	722	719	731	757	786	815	840	859	887
58	710	725	719	712	710	723	749	778	807	832	851
59	685	699	715	709	702	701	714	741	770	799	824
60-64	3,168	3,184	3,209	3,256	3,302	3,345	3,366	3,389	3,420	3,485	3,583
60	652	675	689	705	699	693	692	706	733	762	790
61	644	640	663	677	694	688	682	683	696	723	752
62	635	632	628	651	666	683	677	672	673	686	713
63	628	622	620	616	639	654	672	667	662	663	676
64	609	615	609	607	604	627	643	661	656	651	652
65-69	2,721	2,761	2,799	2,823	2,841	2,849	2,876	2,909	2,964	3,017	3,064
65	587	595	602	596	595	592	616	632	650	645	640
66	565	573	581	589	583	582	581	604	620	638	633
67	546	552	560	568	576	571	570	569	592	608	627
68	523	532	538	546	554	563	559	558	557	580	596
69	500	509	518	524	533	541	550	546	545	546	568
70-74	2,064	2,133	2,207	2,276	2,330	2,377	2,418	2,461	2,493	2,518	2,534
70	472	486	495	504	511	520	528	537	534	533	534
71	442	459	473	481	490	497	506	514	524	522	521
72	406	429	445	459	467	476	483	493	501	511	509
73	380	393	415	431	445	453	462	469	479	487	497
74	364	366	379	401	417	431	439	448	455	465	473
75-79	1,494	1,533	1,569	1,605	1,648	1,699	1,762	1,832	1,894	1,944	1,989
75	351	351	353	366	387	403	416	424	433	440	450
76	329	337	337	339	352	372	388	401	408	417	424
77	298	313	321	321	323	336	355	371	384	390	399
78	270	281	296	303	303	305	318	337	352	366	371
79	246	251	262	276	283	283	285	299	317	331	345
80-84	888	907	938	975	1,017	1,058	1,091	1,121	1,155	1,194	1,241
80	215	224	229	239	253	259	261	263	276	293	308
81	191	201	210	215	224	238	243	246	248	260	276
82	173	178	187	196	200	209	222	227	230	232	243
83	157	160	165	173	181	185	194	206	211	214	216
84	152	144	147	152	159	167	171	179	190	195	198
85 y más	875	872	864	862	867	877	896	918	946	984	1,022

Fuente: Ministerio de Economía, Dirección General de Estadística y Censos.

07- Cuscatlán: Estimaciones y proyecciones de la población femenina por años calendario y edades simples. 2005-2025

Edad	2016	2017	2018	2019	2020	2021	2022	2023	2024	2025
Total	137,039	138,754	140,462	142,169	143,860	145,547	147,203	148,850	150,509	152,191
0-4	12,706	12,725	12,734	12,730	12,708	12,670	12,614	12,549	12,505	12,479
0	2,559	2,559	2,554	2,547	2,535	2,520	2,502	2,488	2,502	2,509
1	2,549	2,551	2,551	2,546	2,539	2,528	2,513	2,495	2,481	2,495
2	2,540	2,546	2,548	2,548	2,543	2,536	2,525	2,510	2,492	2,478
3	2,533	2,538	2,544	2,546	2,546	2,541	2,534	2,523	2,508	2,490
4	2,525	2,531	2,537	2,543	2,545	2,545	2,540	2,533	2,522	2,507
5-9	12,589	12,578	12,590	12,617	12,654	12,689	12,713	12,724	12,720	12,695
5	2,514	2,525	2,531	2,538	2,544	2,546	2,546	2,541	2,534	2,522
6	2,510	2,514	2,525	2,531	2,539	2,545	2,547	2,547	2,542	2,534
7	2,511	2,510	2,514	2,525	2,532	2,540	2,546	2,548	2,548	2,542
8	2,519	2,511	2,510	2,514	2,525	2,533	2,541	2,547	2,549	2,548
9	2,535	2,518	2,510	2,509	2,514	2,525	2,533	2,541	2,547	2,549
10-14	12,918	12,789	12,681	12,629	12,620	12,581	12,576	12,595	12,627	12,663
10	2,556	2,534	2,517	2,509	2,509	2,514	2,525	2,533	2,541	2,547
11	2,518	2,555	2,533	2,516	2,509	2,509	2,514	2,525	2,533	2,541
12	2,560	2,518	2,555	2,533	2,516	2,510	2,510	2,515	2,526	2,533
13	2,624	2,560	2,518	2,555	2,533	2,517	2,511	2,511	2,516	2,526
14	2,660	2,622	2,558	2,516	2,553	2,531	2,516	2,511	2,511	2,516
15-19	14,447	14,084	13,728	13,373	13,059	12,860	12,731	12,627	12,585	12,584
15	2,753	2,658	2,620	2,556	2,514	2,551	2,529	2,515	2,510	2,509
16	2,827	2,749	2,655	2,617	2,553	2,511	2,548	2,527	2,513	2,508
17	2,906	2,822	2,744	2,651	2,613	2,549	2,507	2,544	2,524	2,510
18	2,962	2,900	2,816	2,739	2,646	2,608	2,544	2,502	2,540	2,521
19	2,999	2,955	2,893	2,810	2,733	2,641	2,603	2,539	2,498	2,536
20-24	14,850	14,965	14,941	14,810	14,579	14,284	13,934	13,586	13,240	12,934
20	3,025	2,991	2,948	2,887	2,804	2,727	2,635	2,597	2,534	2,494
21	3,031	3,017	2,983	2,941	2,880	2,797	2,721	2,629	2,592	2,529
22	3,006	3,022	3,009	2,976	2,934	2,873	2,791	2,715	2,624	2,587
23	2,947	2,997	3,013	3,001	2,968	2,927	2,867	2,785	2,710	2,619
24	2,841	2,938	2,988	3,005	2,993	2,960	2,920	2,860	2,780	2,705
25-29	12,145	12,761	13,372	13,919	14,349	14,630	14,755	14,741	14,620	14,404
25	2,708	2,831	2,928	2,979	2,997	2,985	2,952	2,912	2,853	2,774
26	2,561	2,698	2,821	2,919	2,971	2,989	2,977	2,944	2,905	2,847
27	2,413	2,551	2,688	2,811	2,910	2,962	2,980	2,969	2,937	2,899
28	2,287	2,403	2,541	2,678	2,802	2,901	2,953	2,971	2,961	2,930
29	2,176	2,278	2,394	2,532	2,669	2,793	2,893	2,945	2,964	2,954
30-34	9,630	9,969	10,375	10,838	11,366	11,950	12,569	13,187	13,741	14,176
30	2,079	2,167	2,271	2,387	2,524	2,661	2,785	2,886	2,938	2,958
31	1,990	2,071	2,160	2,264	2,380	2,518	2,654	2,779	2,880	2,932
32	1,912	1,983	2,065	2,154	2,258	2,374	2,512	2,649	2,774	2,875
33	1,847	1,906	1,978	2,060	2,149	2,253	2,369	2,508	2,645	2,770
34	1,802	1,842	1,901	1,973	2,055	2,144	2,249	2,365	2,504	2,641
35-39	8,768	8,814	8,885	9,017	9,218	9,499	9,845	10,256	10,721	11,253
35	1,770	1,797	1,837	1,896	1,968	2,050	2,140	2,245	2,361	2,500
36	1,762	1,765	1,792	1,832	1,891	1,963	2,046	2,136	2,241	2,357
37	1,754	1,757	1,760	1,787	1,827	1,886	1,959	2,042	2,132	2,237
38	1,751	1,749	1,752	1,755	1,782	1,822	1,882	1,955	2,037	2,127
39	1,731	1,746	1,744	1,747	1,750	1,778	1,818	1,878	1,950	2,032
40-44	8,081	8,243	8,389	8,502	8,581	8,633	8,684	8,759	8,895	9,101
40	1,698	1,725	1,740	1,738	1,741	1,746	1,773	1,813	1,873	1,945
41	1,656	1,692	1,719	1,734	1,732	1,736	1,741	1,768	1,808	1,868
42	1,613	1,650	1,686	1,713	1,728	1,727	1,731	1,736	1,763	1,803
43	1,575	1,607	1,644	1,680	1,707	1,723	1,722	1,726	1,731	1,758
44	1,539	1,569	1,600	1,637	1,673	1,701	1,717	1,716	1,720	1,727

Fuente: Ministerio de Economía, Dirección General de Estadística y Censos.

07- Cuscatlán: Estimaciones y proyecciones de la población femenina por años calendario y edades simples. 2005-2025

Edad	2016	2017	2018	2019	2020	2021	2022	2023	2024	2025
45-49	6,945	7,178	7,392	7,578	7,750	7,918	8,083	8,233	8,350	8,439
45	1,502	1,532	1,562	1,593	1,630	1,667	1,695	1,711	1,710	1,715
46	1,454	1,495	1,525	1,555	1,587	1,624	1,661	1,689	1,705	1,705
47	1,393	1,447	1,488	1,518	1,549	1,581	1,618	1,655	1,683	1,700
48	1,326	1,386	1,439	1,480	1,511	1,542	1,574	1,611	1,648	1,677
49	1,270	1,318	1,378	1,432	1,473	1,504	1,535	1,567	1,604	1,642
50-54	5,610	5,804	6,013	6,257	6,509	6,765	6,999	7,215	7,402	7,576
50	1,212	1,262	1,310	1,371	1,425	1,466	1,497	1,528	1,560	1,598
51	1,166	1,204	1,254	1,303	1,364	1,418	1,459	1,490	1,520	1,553
52	1,114	1,158	1,196	1,247	1,296	1,357	1,410	1,451	1,482	1,513
53	1,080	1,107	1,152	1,190	1,241	1,290	1,350	1,403	1,444	1,475
54	1,038	1,073	1,101	1,146	1,183	1,234	1,283	1,343	1,396	1,437
55-59	4,602	4,760	4,925	5,087	5,259	5,433	5,628	5,836	6,074	6,321
55	1,003	1,031	1,066	1,094	1,139	1,176	1,227	1,276	1,335	1,388
56	960	995	1,024	1,059	1,087	1,132	1,169	1,219	1,268	1,327
57	917	952	988	1,017	1,052	1,080	1,124	1,161	1,211	1,260
58	879	910	945	980	1,009	1,044	1,072	1,116	1,153	1,202
59	843	872	902	937	972	1,001	1,036	1,064	1,107	1,144
60-64	3,707	3,837	3,969	4,101	4,239	4,387	4,541	4,701	4,861	5,032
60	815	835	864	894	929	964	992	1,027	1,055	1,098
61	780	806	826	855	884	919	954	982	1,017	1,045
62	743	770	796	816	845	874	908	943	971	1,007
63	703	733	760	786	806	835	863	897	932	961
64	666	693	723	750	775	795	824	852	886	921
65-69	3,093	3,121	3,157	3,225	3,323	3,443	3,567	3,695	3,820	3,958
65	642	656	683	712	739	764	784	813	840	875
66	630	632	646	672	701	728	752	772	801	829
67	622	619	621	635	661	690	716	740	760	790
68	615	611	608	610	624	649	678	704	728	748
69	584	603	599	596	598	612	637	666	691	716
70-74	2,564	2,601	2,658	2,710	2,757	2,786	2,814	2,849	2,916	3,013
70	556	572	591	587	584	586	600	625	653	679
71	522	544	559	578	574	572	573	587	612	641
72	508	509	531	546	564	561	559	560	574	599
73	495	495	496	517	532	550	547	545	546	561
74	483	481	481	482	503	517	535	532	531	533
75-79	2,028	2,073	2,107	2,134	2,151	2,181	2,215	2,268	2,318	2,369
75	458	468	466	466	467	488	502	519	517	517
76	434	442	452	450	450	451	472	486	502	502
77	406	417	425	435	433	433	434	455	469	484
78	380	387	398	406	416	414	414	415	436	450
79	350	359	366	377	385	395	393	393	394	416
80-84	1,297	1,354	1,407	1,451	1,491	1,530	1,572	1,604	1,630	1,648
80	321	326	335	343	353	361	371	370	371	372
81	291	303	308	317	324	334	342	352	351	352
82	259	273	284	289	298	305	314	322	332	331
83	226	242	255	265	270	279	285	294	302	311
84	200	210	225	237	246	251	260	266	274	282
85 y más	1,059	1,098	1,139	1,191	1,247	1,308	1,363	1,425	1,484	1,546

Fuente: Ministerio de Economía, Dirección General de Estadística y Censos.

08- La Paz: Estimaciones y proyecciones de la población de ambos sexos por años calendario y edades simples. 2005-2025

Edad	2005	2006	2007	2008	2009	2010	2011	2012	2013	2014	2015
Total	319,034	321,832	324,628	327,425	330,585	334,004	337,680	341,557	345,595	349,742	353,970
0-4	37,060	36,029	35,215	34,473	33,779	33,220	33,075	33,011	33,017	33,068	33,149
0	7,202	6,790	6,720	6,669	6,638	6,625	6,631	6,645	6,665	6,684	6,701
1	7,301	7,157	7,142	7,142	7,142	7,142	7,142	7,142	7,142	7,142	7,142
2	7,360	7,286	7,142	6,736	6,669	6,621	6,593	6,581	6,587	6,603	6,625
3	7,467	7,349	7,275	7,131	6,725	6,660	6,612	6,586	6,574	6,580	6,596
4	7,730	7,447	7,329	7,257	7,115	6,712	6,649	6,603	6,579	6,567	6,573
5-9	42,346	41,445	40,292	39,054	37,937	36,985	35,999	35,223	34,523	33,861	33,328
5	8,100	7,736	7,454	7,336	7,268	7,126	6,725	6,662	6,619	6,595	6,583
6	8,409	8,103	7,739	7,459	7,344	7,277	7,139	6,738	6,678	6,633	6,611
7	8,586	8,410	8,104	7,742	7,466	7,353	7,288	7,150	6,752	6,692	6,649
8	8,612	8,585	8,411	8,105	7,748	7,473	7,364	7,299	7,163	6,765	6,706
9	8,639	8,611	8,584	8,412	8,111	7,756	7,483	7,374	7,311	7,176	6,779
10-14	41,234	42,010	42,513	42,777	42,727	42,297	41,452	40,366	39,190	38,116	37,201
10	8,576	8,636	8,609	8,582	8,415	8,116	7,763	7,494	7,384	7,323	7,188
11	8,487	8,572	8,632	8,605	8,584	8,418	8,121	7,770	7,501	7,393	7,334
12	8,307	8,476	8,561	8,623	8,600	8,581	8,418	8,125	7,775	7,506	7,399
13	8,071	8,286	8,456	8,541	8,610	8,590	8,574	8,414	8,124	7,776	7,508
14	7,793	8,040	8,255	8,426	8,518	8,592	8,576	8,563	8,406	8,118	7,772
15-19	33,353	34,795	36,286	37,738	39,068	40,201	41,105	41,745	42,143	42,198	41,857
15	7,430	7,745	7,994	8,210	8,390	8,489	8,567	8,556	8,546	8,392	8,107
16	7,050	7,368	7,683	7,933	8,159	8,347	8,453	8,537	8,529	8,523	8,372
17	6,624	6,972	7,292	7,607	7,869	8,104	8,300	8,412	8,501	8,498	8,495
18	6,278	6,532	6,883	7,203	7,531	7,803	8,047	8,249	8,368	8,462	8,462
19	5,971	6,178	6,434	6,785	7,119	7,458	7,738	7,991	8,199	8,323	8,421
20-24	26,841	27,327	27,952	28,704	29,778	31,134	32,756	34,450	36,126	37,639	38,920
20	5,780	5,866	6,074	6,333	6,696	7,042	7,390	7,677	7,936	8,150	8,277
21	5,582	5,672	5,761	5,971	6,244	6,618	6,973	7,329	7,621	7,885	8,103
22	5,383	5,475	5,568	5,659	5,883	6,166	6,550	6,912	7,274	7,570	7,838
23	5,140	5,277	5,372	5,467	5,572	5,807	6,099	6,490	6,857	7,225	7,523
24	4,956	5,037	5,177	5,274	5,383	5,501	5,744	6,042	6,438	6,809	7,179
25-29	23,473	23,372	23,408	23,645	24,074	24,653	25,325	26,160	27,137	28,389	29,880
25	4,817	4,857	4,939	5,082	5,192	5,313	5,440	5,690	5,993	6,392	6,766
26	4,731	4,722	4,764	4,848	5,005	5,125	5,255	5,389	5,644	5,950	6,352
27	4,674	4,640	4,634	4,678	4,775	4,941	5,069	5,206	5,346	5,604	5,914
28	4,643	4,589	4,558	4,554	4,611	4,717	4,890	5,024	5,167	5,309	5,569
29	4,608	4,564	4,513	4,483	4,491	4,557	4,671	4,851	4,987	5,134	5,279
30-34	21,798	21,987	22,037	21,977	21,901	21,853	21,899	22,102	22,526	23,094	23,783
30	4,550	4,534	4,491	4,444	4,425	4,441	4,515	4,634	4,817	4,956	5,105
31	4,481	4,483	4,469	4,428	4,391	4,380	4,403	4,481	4,605	4,790	4,931
32	4,390	4,421	4,424	4,413	4,381	4,351	4,346	4,374	4,455	4,582	4,770
33	4,264	4,336	4,367	4,373	4,370	4,345	4,319	4,319	4,352	4,434	4,562
34	4,113	4,213	4,286	4,319	4,334	4,336	4,316	4,294	4,297	4,332	4,415
35-39	18,251	18,808	19,352	19,860	20,318	20,710	20,993	21,156	21,218	21,236	21,267
35	3,950	4,067	4,168	4,242	4,282	4,303	4,308	4,292	4,273	4,277	4,314
36	3,805	3,906	4,023	4,126	4,206	4,252	4,277	4,283	4,272	4,254	4,260
37	3,652	3,764	3,866	3,983	4,091	4,176	4,226	4,253	4,262	4,253	4,237
38	3,500	3,611	3,723	3,825	3,948	4,060	4,149	4,202	4,231	4,241	4,234
39	3,344	3,460	3,572	3,684	3,791	3,919	4,033	4,126	4,180	4,211	4,222
40-44	14,845	15,251	15,694	16,183	16,740	17,334	17,954	18,571	19,165	19,690	20,130
40	3,196	3,305	3,421	3,534	3,651	3,762	3,894	4,010	4,104	4,160	4,192
41	3,076	3,156	3,266	3,383	3,500	3,621	3,736	3,869	3,986	4,081	4,138
42	2,969	3,037	3,118	3,227	3,349	3,469	3,593	3,710	3,845	3,963	4,060
43	2,862	2,930	2,998	3,080	3,194	3,319	3,441	3,568	3,687	3,822	3,941
44	2,742	2,823	2,891	2,959	3,046	3,163	3,290	3,414	3,543	3,664	3,799

Fuente: Ministerio de Economía, Dirección General de Estadística y Censos.

08- La Paz: Estimaciones y proyecciones de la población de ambos sexos por años calendario y edades simples. 2005-2025

Edad	2005	2006	2007	2008	2009	2010	2011	2012	2013	2014	2015
45-49	12,032	12,336	12,709	13,110	13,535	13,961	14,418	14,920	15,474	16,075	16,705
45	2,610	2,704	2,786	2,853	2,926	3,016	3,137	3,265	3,390	3,519	3,640
46	2,483	2,573	2,667	2,750	2,821	2,898	2,989	3,112	3,241	3,365	3,496
47	2,382	2,446	2,537	2,631	2,719	2,791	2,870	2,963	3,087	3,216	3,341
48	2,304	2,345	2,410	2,502	2,599	2,688	2,763	2,844	2,938	3,062	3,192
49	2,253	2,268	2,309	2,374	2,470	2,568	2,659	2,736	2,818	2,913	3,036
50-54	10,420	10,523	10,628	10,762	10,945	11,213	11,556	11,972	12,417	12,873	13,322
50	2,191	2,217	2,234	2,275	2,342	2,440	2,540	2,632	2,711	2,793	2,888
51	2,137	2,156	2,182	2,201	2,244	2,314	2,414	2,514	2,606	2,686	2,769
52	2,077	2,105	2,124	2,151	2,173	2,217	2,289	2,391	2,489	2,582	2,663
53	2,031	2,045	2,073	2,092	2,122	2,146	2,192	2,266	2,368	2,466	2,559
54	1,984	2,000	2,015	2,043	2,064	2,096	2,121	2,169	2,243	2,346	2,443
55-59	9,154	9,284	9,398	9,481	9,580	9,683	9,818	9,961	10,135	10,348	10,640
55	1,948	1,954	1,970	1,985	2,016	2,039	2,072	2,098	2,146	2,221	2,324
56	1,897	1,917	1,923	1,939	1,957	1,990	2,015	2,048	2,076	2,124	2,200
57	1,842	1,866	1,888	1,894	1,911	1,931	1,966	1,991	2,026	2,054	2,103
58	1,767	1,813	1,837	1,859	1,867	1,885	1,907	1,943	1,969	2,004	2,033
59	1,700	1,734	1,780	1,804	1,829	1,838	1,858	1,881	1,918	1,945	1,980
60-64	7,941	7,949	7,991	8,077	8,213	8,374	8,524	8,665	8,780	8,907	9,031
60	1,649	1,667	1,701	1,748	1,774	1,801	1,810	1,832	1,855	1,893	1,919
61	1,612	1,616	1,634	1,669	1,717	1,745	1,772	1,783	1,805	1,829	1,867
62	1,599	1,577	1,583	1,601	1,637	1,685	1,713	1,742	1,754	1,777	1,801
63	1,560	1,564	1,543	1,549	1,568	1,605	1,654	1,683	1,712	1,725	1,748
64	1,521	1,525	1,530	1,510	1,517	1,538	1,575	1,625	1,654	1,683	1,696
65-69	6,726	6,837	6,939	7,023	7,063	7,099	7,132	7,197	7,305	7,457	7,626
65	1,457	1,486	1,491	1,496	1,478	1,485	1,508	1,545	1,596	1,625	1,654
66	1,409	1,422	1,451	1,456	1,463	1,445	1,455	1,478	1,515	1,566	1,595
67	1,343	1,374	1,387	1,416	1,423	1,431	1,414	1,424	1,448	1,485	1,535
68	1,283	1,307	1,338	1,352	1,381	1,390	1,398	1,384	1,394	1,418	1,455
69	1,234	1,248	1,272	1,303	1,318	1,348	1,357	1,366	1,352	1,363	1,387
70-74	5,402	5,523	5,617	5,692	5,765	5,852	5,969	6,078	6,177	6,231	6,279
70	1,199	1,199	1,213	1,237	1,270	1,284	1,315	1,324	1,334	1,321	1,332
71	1,165	1,164	1,165	1,180	1,202	1,236	1,250	1,281	1,291	1,301	1,289
72	1,093	1,129	1,129	1,130	1,146	1,168	1,200	1,215	1,246	1,257	1,267
73	1,012	1,056	1,092	1,092	1,093	1,109	1,132	1,163	1,180	1,209	1,220
74	933	975	1,018	1,053	1,054	1,055	1,072	1,095	1,126	1,143	1,171
75-79	3,774	3,882	4,009	4,157	4,313	4,445	4,554	4,645	4,721	4,797	4,883
75	872	897	938	980	1,015	1,016	1,017	1,034	1,057	1,088	1,104
76	816	836	861	900	942	975	977	979	995	1,018	1,048
77	754	778	798	823	860	900	933	935	938	954	975
78	697	715	738	758	781	817	856	888	890	893	909
79	635	656	674	696	715	737	771	809	841	844	847
80-84	2,221	2,295	2,409	2,524	2,639	2,740	2,831	2,934	3,052	3,182	3,292
80	550	591	612	629	650	668	690	723	759	790	793
81	481	513	552	571	588	607	625	646	677	712	741
82	428	445	475	511	530	545	564	581	600	630	663
83	386	393	410	437	470	489	503	521	537	555	583
84	376	353	360	376	401	431	449	463	479	495	512
85 y más	2,163	2,179	2,179	2,188	2,210	2,250	2,320	2,401	2,489	2,581	2,677

Fuente: Ministerio de Economía, Dirección General de Estadística y Censos.

08- La Paz: Estimaciones y proyecciones de la población de ambos sexos por años calendario y edades simples. 2005-2025

Edad	2016	2017	2018	2019	2020	2021	2022	2023	2024	2025
Total	358,267	362,566	366,879	371,191	375,457	379,667	383,805	387,877	391,965	395,988
0-4	33,240	33,318	33,365	33,369	33,329	33,238	33,096	32,919	32,788	32,688
0	6,712	6,714	6,703	6,685	6,658	6,616	6,569	6,523	6,550	6,554
1	6,672	6,683	6,687	6,676	6,659	6,632	6,592	6,545	6,500	6,527
2	6,647	6,665	6,676	6,680	6,669	6,652	6,625	6,585	6,539	6,494
3	6,618	6,643	6,661	6,672	6,676	6,665	6,648	6,621	6,581	6,535
4	6,591	6,613	6,638	6,656	6,667	6,673	6,662	6,645	6,618	6,578
5-9	33,199	33,142	33,155	33,208	33,291	33,371	33,446	33,496	33,498	33,454
5	6,589	6,607	6,629	6,652	6,670	6,680	6,687	6,676	6,657	6,630
6	6,599	6,605	6,623	6,643	6,666	6,682	6,694	6,701	6,688	6,669
7	6,627	6,613	6,621	6,637	6,657	6,678	6,695	6,708	6,713	6,700
8	6,664	6,640	6,628	6,635	6,651	6,669	6,690	6,709	6,720	6,725
9	6,720	6,677	6,654	6,641	6,647	6,662	6,680	6,702	6,720	6,730
10-14	36,237	35,484	34,794	34,140	33,604	33,466	33,401	33,403	33,453	33,528
10	6,791	6,733	6,689	6,666	6,652	6,657	6,673	6,691	6,712	6,729
11	7,198	6,801	6,745	6,700	6,676	6,662	6,665	6,683	6,701	6,720
12	7,341	7,205	6,808	6,752	6,707	6,682	6,668	6,673	6,691	6,708
13	7,401	7,344	7,209	6,813	6,755	6,710	6,685	6,671	6,677	6,694
14	7,506	7,401	7,343	7,209	6,814	6,755	6,710	6,685	6,672	6,677
15-19	41,087	40,056	38,929	37,898	37,013	36,076	35,343	34,665	34,017	33,492
15	7,763	7,497	7,393	7,337	7,204	6,810	6,751	6,706	6,681	6,668
16	8,090	7,748	7,484	7,381	7,327	7,193	6,802	6,743	6,698	6,673
17	8,348	8,068	7,728	7,466	7,364	7,312	7,178	6,789	6,731	6,686
18	8,462	8,317	8,040	7,703	7,442	7,344	7,292	7,159	6,771	6,714
19	8,424	8,426	8,284	8,011	7,676	7,417	7,320	7,268	7,136	6,751
20-24	39,942	40,680	41,162	41,289	41,011	40,294	39,319	38,242	37,255	36,411
20	8,379	8,385	8,389	8,250	7,978	7,646	7,391	7,294	7,244	7,112
21	8,232	8,337	8,347	8,354	8,216	7,945	7,617	7,363	7,267	7,219
22	8,058	8,190	8,298	8,310	8,318	8,182	7,914	7,588	7,335	7,241
23	7,793	8,016	8,151	8,261	8,274	8,282	8,149	7,881	7,559	7,308
24	7,480	7,752	7,977	8,114	8,225	8,239	8,248	8,116	7,850	7,531
25-29	31,603	33,370	35,098	36,654	37,968	39,024	39,793	40,298	40,448	40,193
25	7,138	7,439	7,714	7,940	8,078	8,191	8,205	8,214	8,084	7,820
26	6,728	7,101	7,402	7,678	7,904	8,045	8,158	8,173	8,183	8,052
27	6,316	6,693	7,066	7,368	7,643	7,871	8,011	8,125	8,140	8,151
28	5,881	6,284	6,661	7,035	7,336	7,611	7,838	7,979	8,093	8,108
29	5,540	5,853	6,255	6,633	7,007	7,306	7,581	7,807	7,948	8,062
30-34	24,542	25,433	26,450	27,728	29,233	30,960	32,714	34,422	35,958	37,261
30	5,252	5,514	5,828	6,229	6,607	6,979	7,278	7,552	7,778	7,918
31	5,081	5,230	5,492	5,806	6,206	6,584	6,955	7,253	7,526	7,749
32	4,912	5,061	5,210	5,473	5,787	6,187	6,561	6,931	7,229	7,502
33	4,752	4,893	5,044	5,193	5,456	5,770	6,168	6,539	6,908	7,206
34	4,545	4,735	4,876	5,027	5,177	5,440	5,752	6,147	6,517	6,886
35-39	21,376	21,623	22,077	22,668	23,367	24,125	25,015	26,026	27,295	28,773
35	4,399	4,529	4,719	4,861	5,012	5,162	5,423	5,733	6,128	6,496
36	4,297	4,384	4,513	4,704	4,846	4,996	5,146	5,405	5,716	6,108
37	4,244	4,282	4,368	4,499	4,688	4,830	4,980	5,130	5,390	5,698
38	4,219	4,227	4,266	4,353	4,483	4,671	4,812	4,963	5,114	5,373
39	4,217	4,201	4,211	4,251	4,338	4,466	4,654	4,795	4,947	5,098
40-44	20,451	20,644	20,732	20,777	20,825	20,947	21,202	21,661	22,247	22,940
40	4,205	4,199	4,184	4,196	4,235	4,321	4,449	4,638	4,779	4,931
41	4,172	4,184	4,180	4,167	4,179	4,218	4,304	4,432	4,621	4,761
42	4,117	4,151	4,165	4,161	4,148	4,160	4,199	4,287	4,415	4,602
43	4,039	4,095	4,131	4,145	4,141	4,129	4,142	4,182	4,270	4,396
44	3,918	4,015	4,072	4,108	4,122	4,119	4,108	4,122	4,162	4,250

Fuente: Ministerio de Economía, Dirección General de Estadística y Censos.

08- La Paz: Estimaciones y proyecciones de la población de ambos sexos por años calendario y edades simples. 2005-2025

Edad	2016	2017	2018	2019	2020	2021	2022	2023	2024	2025
45-49	17,347	17,976	18,578	19,107	19,549	19,875	20,081	20,183	20,243	20,300
45	3,776	3,895	3,992	4,050	4,086	4,100	4,098	4,088	4,102	4,141
46	3,617	3,752	3,872	3,968	4,026	4,062	4,077	4,077	4,068	4,081
47	3,471	3,593	3,727	3,847	3,943	4,002	4,039	4,054	4,055	4,044
48	3,316	3,446	3,567	3,701	3,821	3,917	3,977	4,014	4,030	4,030
49	3,167	3,290	3,420	3,541	3,673	3,794	3,890	3,950	3,988	4,004
50-54	13,800	14,308	14,853	15,447	16,070	16,706	17,329	17,924	18,448	18,886
50	3,011	3,142	3,264	3,393	3,514	3,647	3,768	3,863	3,923	3,960
51	2,864	2,986	3,115	3,237	3,367	3,488	3,620	3,740	3,835	3,895
52	2,747	2,840	2,961	3,089	3,212	3,343	3,462	3,594	3,713	3,807
53	2,641	2,723	2,815	2,937	3,064	3,188	3,317	3,436	3,567	3,685
54	2,537	2,617	2,698	2,791	2,913	3,040	3,162	3,291	3,410	3,539
55-59	10,991	11,400	11,842	12,291	12,733	13,199	13,696	14,235	14,819	15,420
55	2,421	2,513	2,592	2,674	2,768	2,889	3,015	3,136	3,265	3,382
56	2,302	2,398	2,489	2,568	2,651	2,745	2,864	2,989	3,110	3,237
57	2,179	2,278	2,375	2,466	2,545	2,627	2,720	2,839	2,963	3,082
58	2,081	2,155	2,255	2,352	2,442	2,521	2,603	2,695	2,813	2,935
59	2,008	2,056	2,131	2,231	2,327	2,417	2,494	2,576	2,668	2,784
60-64	9,176	9,331	9,510	9,729	10,018	10,364	10,766	11,193	11,627	12,048
60	1,954	1,983	2,031	2,107	2,206	2,301	2,390	2,467	2,549	2,638
61	1,893	1,929	1,958	2,007	2,081	2,180	2,274	2,362	2,438	2,519
62	1,838	1,865	1,901	1,931	1,980	2,054	2,151	2,245	2,332	2,407
63	1,772	1,810	1,837	1,874	1,904	1,952	2,026	2,122	2,215	2,301
64	1,719	1,744	1,783	1,810	1,847	1,877	1,925	1,997	2,093	2,183
65-69	7,786	7,933	8,058	8,191	8,322	8,473	8,629	8,805	9,015	9,287
65	1,668	1,691	1,717	1,755	1,782	1,819	1,849	1,897	1,968	2,062
66	1,625	1,639	1,663	1,689	1,727	1,754	1,790	1,819	1,867	1,937
67	1,565	1,594	1,609	1,634	1,660	1,697	1,724	1,760	1,789	1,835
68	1,504	1,535	1,564	1,579	1,604	1,630	1,667	1,694	1,729	1,757
69	1,424	1,474	1,505	1,534	1,549	1,573	1,599	1,635	1,662	1,696
70-74	6,327	6,403	6,514	6,665	6,829	6,983	7,125	7,246	7,373	7,496
70	1,357	1,394	1,442	1,473	1,502	1,517	1,541	1,567	1,603	1,629
71	1,301	1,325	1,362	1,410	1,440	1,468	1,483	1,507	1,533	1,568
72	1,256	1,269	1,292	1,328	1,376	1,406	1,432	1,448	1,471	1,496
73	1,231	1,221	1,234	1,257	1,291	1,339	1,369	1,394	1,411	1,432
74	1,182	1,194	1,184	1,197	1,220	1,253	1,300	1,330	1,355	1,371
75-79	4,994	5,097	5,191	5,246	5,299	5,350	5,420	5,527	5,667	5,817
75	1,132	1,143	1,155	1,146	1,159	1,181	1,213	1,260	1,289	1,313
76	1,064	1,091	1,102	1,114	1,106	1,119	1,140	1,172	1,218	1,246
77	1,005	1,021	1,047	1,058	1,070	1,063	1,076	1,096	1,128	1,174
78	930	960	975	1,001	1,012	1,024	1,017	1,030	1,050	1,082
79	863	882	912	927	952	963	974	969	982	1,002
80-84	3,385	3,464	3,533	3,604	3,682	3,778	3,869	3,951	4,001	4,051
80	797	812	832	861	875	900	911	922	917	931
81	745	748	763	783	811	825	848	859	870	866
82	691	696	699	713	732	759	773	794	805	816
83	614	641	646	649	663	680	707	720	740	751
84	538	567	593	598	601	614	630	656	669	687
85 y más	2,784	2,904	3,038	3,180	3,314	3,438	3,561	3,681	3,813	3,943

Fuente: Ministerio de Economía, Dirección General de Estadística y Censos.

08- La Paz: Estimaciones y proyecciones de la población masculina por años calendario y edades simples. 2005-2025

Edad	2005	2006	2007	2008	2009	2010	2011	2012	2013	2014	2015
Total	155,143	156,246	157,361	158,489	159,802	161,285	162,913	164,650	166,495	168,397	170,346
0-4	19,210	18,625	18,154	17,723	17,316	16,965	16,891	16,858	16,861	16,888	16,929
0	3,749	3,472	3,437	3,411	3,395	3,388	3,391	3,398	3,408	3,418	3,426
1	3,780	3,719	3,445	3,411	3,386	3,371	3,365	3,368	3,376	3,388	3,398
2	3,811	3,772	3,711	3,439	3,405	3,380	3,366	3,360	3,363	3,371	3,383
3	3,867	3,805	3,766	3,705	3,433	3,400	3,375	3,362	3,356	3,359	3,367
4	4,003	3,857	3,795	3,757	3,697	3,426	3,394	3,370	3,358	3,352	3,355
5-9	21,929	21,462	20,863	20,219	19,636	19,154	18,594	18,142	17,732	17,342	17,007
5	4,195	4,005	3,860	3,798	3,762	3,702	3,432	3,400	3,378	3,366	3,360
6	4,355	4,196	4,006	3,862	3,801	3,766	3,708	3,438	3,408	3,385	3,374
7	4,447	4,355	4,196	4,007	3,865	3,805	3,771	3,713	3,445	3,415	3,393
8	4,460	4,446	4,355	4,196	4,009	3,868	3,810	3,776	3,719	3,451	3,422
9	4,472	4,460	4,446	4,356	4,199	4,013	3,873	3,815	3,782	3,725	3,458
10-14	21,241	21,686	21,978	22,134	22,118	21,899	21,462	20,898	20,285	19,725	19,260
10	4,437	4,470	4,459	4,445	4,357	4,202	4,017	3,878	3,820	3,788	3,731
11	4,385	4,435	4,468	4,457	4,446	4,359	4,205	4,020	3,882	3,825	3,794
12	4,284	4,379	4,429	4,463	4,454	4,444	4,359	4,208	4,023	3,885	3,828
13	4,148	4,272	4,368	4,418	4,456	4,448	4,441	4,357	4,207	4,023	3,886
14	3,987	4,130	4,254	4,351	4,405	4,446	4,440	4,435	4,353	4,204	4,021
15-19	16,722	17,522	18,358	19,183	19,945	20,604	21,130	21,505	21,742	21,791	21,626
15	3,779	3,958	4,102	4,227	4,329	4,388	4,431	4,428	4,425	4,345	4,198
16	3,560	3,740	3,919	4,064	4,195	4,303	4,366	4,412	4,411	4,410	4,332
17	3,319	3,510	3,691	3,871	4,023	4,160	4,273	4,340	4,389	4,392	4,393
18	3,121	3,259	3,452	3,633	3,821	3,980	4,123	4,240	4,311	4,363	4,368
19	2,943	3,055	3,194	3,388	3,577	3,773	3,937	4,085	4,206	4,281	4,335
20-24	12,920	13,154	13,476	13,880	14,474	15,240	16,159	17,131	18,099	18,977	19,728
20	2,825	2,873	2,986	3,127	3,329	3,526	3,727	3,896	4,048	4,173	4,250
21	2,705	2,752	2,802	2,917	3,066	3,277	3,479	3,685	3,857	4,012	4,140
22	2,589	2,632	2,681	2,733	2,856	3,013	3,230	3,437	3,646	3,820	3,978
23	2,453	2,516	2,561	2,611	2,672	2,803	2,966	3,188	3,398	3,610	3,785
24	2,348	2,381	2,446	2,492	2,551	2,621	2,757	2,925	3,150	3,362	3,575
25-29	10,938	10,842	10,819	10,901	11,092	11,378	11,734	12,191	12,744	13,459	14,310
25	2,268	2,278	2,312	2,379	2,433	2,500	2,576	2,716	2,888	3,115	3,328
26	2,214	2,201	2,212	2,248	2,323	2,384	2,457	2,537	2,681	2,855	3,083
27	2,176	2,149	2,139	2,151	2,195	2,277	2,343	2,420	2,504	2,650	2,826
28	2,152	2,117	2,092	2,083	2,103	2,153	2,239	2,309	2,390	2,475	2,622
29	2,128	2,097	2,064	2,040	2,038	2,064	2,119	2,209	2,281	2,364	2,451
30-34	10,010	10,046	10,019	9,943	9,864	9,806	9,801	9,882	10,080	10,359	10,711
30	2,096	2,077	2,047	2,017	1,999	2,002	2,033	2,091	2,183	2,257	2,341
31	2,060	2,050	2,033	2,004	1,980	1,967	1,974	2,008	2,069	2,162	2,237
32	2,015	2,019	2,010	1,995	1,971	1,951	1,942	1,952	1,988	2,050	2,145
33	1,955	1,979	1,983	1,976	1,965	1,945	1,928	1,922	1,935	1,971	2,033
34	1,884	1,921	1,946	1,951	1,949	1,941	1,924	1,909	1,905	1,919	1,955
35-39	8,343	8,567	8,783	8,979	9,147	9,286	9,374	9,408	9,402	9,378	9,364
35	1,808	1,854	1,892	1,917	1,925	1,927	1,921	1,906	1,893	1,889	1,904
36	1,740	1,780	1,826	1,865	1,893	1,904	1,908	1,903	1,891	1,878	1,875
37	1,669	1,714	1,755	1,801	1,842	1,873	1,886	1,891	1,888	1,876	1,864
38	1,599	1,644	1,689	1,730	1,779	1,822	1,855	1,869	1,876	1,873	1,862
39	1,527	1,575	1,621	1,666	1,708	1,760	1,804	1,839	1,854	1,862	1,859
40-44	6,769	6,932	7,112	7,311	7,539	7,782	8,035	8,282	8,519	8,723	8,889
40	1,458	1,504	1,552	1,598	1,645	1,689	1,743	1,788	1,824	1,840	1,848
41	1,403	1,435	1,481	1,530	1,577	1,626	1,672	1,726	1,772	1,809	1,825
42	1,354	1,380	1,413	1,458	1,509	1,558	1,608	1,655	1,710	1,757	1,795
43	1,305	1,331	1,357	1,390	1,438	1,490	1,540	1,591	1,639	1,694	1,742
44	1,249	1,282	1,309	1,335	1,370	1,419	1,472	1,522	1,574	1,623	1,679

Fuente: Ministerio de Economía, Dirección General de Estadística y Censos.

08- La Paz: Estimaciones y proyecciones de la población masculina por años calendario y edades simples. 2005-2025

Edad	2005	2006	2007	2008	2009	2010	2011	2012	2013	2014	2015
45-49	5,481	5,599	5,749	5,911	6,083	6,254	6,439	6,644	6,872	7,117	7,372
45	1,189	1,228	1,261	1,287	1,315	1,352	1,403	1,456	1,507	1,558	1,607
46	1,131	1,168	1,207	1,240	1,268	1,298	1,335	1,387	1,441	1,490	1,542
47	1,085	1,110	1,148	1,187	1,222	1,250	1,281	1,319	1,372	1,425	1,474
48	1,049	1,064	1,089	1,128	1,168	1,204	1,233	1,265	1,303	1,356	1,409
49	1,027	1,029	1,044	1,069	1,110	1,150	1,187	1,217	1,249	1,288	1,340
50-54	4,754	4,783	4,812	4,856	4,919	5,021	5,156	5,323	5,503	5,688	5,868
50	999	1,007	1,011	1,026	1,051	1,093	1,134	1,171	1,202	1,234	1,273
51	975	980	988	993	1,009	1,035	1,078	1,118	1,156	1,187	1,220
52	947	957	962	971	977	993	1,020	1,064	1,103	1,141	1,173
53	927	929	939	944	954	961	978	1,006	1,050	1,089	1,127
54	906	910	912	922	928	939	946	964	992	1,037	1,075
55-59	4,179	4,224	4,261	4,282	4,309	4,338	4,381	4,426	4,488	4,565	4,677
55	889	889	893	895	906	913	925	932	950	979	1,023
56	866	872	872	876	879	891	899	911	919	937	966
57	841	849	856	856	860	864	877	885	898	906	924
58	807	825	833	840	841	845	850	863	872	885	893
59	776	789	807	815	823	825	830	835	849	858	871
60-64	3,604	3,601	3,612	3,642	3,691	3,749	3,801	3,850	3,886	3,925	3,963
60	752	758	771	789	798	807	809	815	820	834	843
61	734	734	740	754	772	782	791	794	800	805	819
62	726	714	716	722	736	754	764	774	778	784	789
63	706	707	696	698	704	718	736	747	757	761	767
64	686	688	689	679	681	688	701	720	731	741	745
65-69	3,014	3,058	3,100	3,134	3,148	3,161	3,170	3,189	3,225	3,279	3,342
65	655	668	670	671	662	664	672	685	704	715	725
66	632	637	650	652	654	645	648	656	669	688	699
67	601	614	619	632	635	637	629	632	640	653	672
68	574	583	596	601	614	618	620	613	616	624	638
69	552	556	565	578	583	597	601	603	596	599	608
70-74	2,414	2,455	2,484	2,507	2,531	2,560	2,605	2,649	2,689	2,710	2,728
70	536	534	538	547	561	565	579	583	586	580	583
71	521	518	516	521	529	543	547	561	566	569	563
72	489	502	500	498	503	511	524	529	543	548	551
73	452	469	482	480	478	483	492	504	510	523	528
74	416	432	448	461	460	458	463	472	484	490	503
75-79	1,687	1,723	1,767	1,819	1,873	1,919	1,955	1,983	2,008	2,033	2,061
75	389	397	413	428	441	440	438	443	452	464	469
76	364	370	378	393	408	420	420	418	423	432	443
77	337	345	351	359	373	387	399	399	398	403	411
78	312	318	326	332	339	353	366	378	378	377	382
79	285	293	299	307	312	319	332	345	357	357	356
80-84	997	1,026	1,072	1,118	1,163	1,199	1,229	1,263	1,301	1,347	1,385
80	247	266	274	280	287	292	299	311	323	335	335
81	216	229	247	254	260	266	271	278	289	301	312
82	193	198	210	227	234	239	245	250	256	267	278
83	173	176	181	192	207	214	219	224	229	235	245
84	168	157	160	165	175	188	195	200	204	209	215
85 y más	931	941	942	947	954	970	997	1,026	1,059	1,091	1,126

Fuente: Ministerio de Economía, Dirección General de Estadística y Censos.

08- La Paz: Estimaciones y proyecciones de la población masculina por años calendario y edades simples. 2005-2025

Edad	2016	2017	2018	2019	2020	2021	2022	2023	2024	2025
Total	172,318	174,292	176,276	178,264	180,224	182,166	184,072	185,940	187,817	189,663
0-4	16,975	17,015	17,039	17,040	17,019	16,973	16,901	16,810	16,744	16,693
0	3,431	3,432	3,427	3,417	3,403	3,382	3,358	3,334	3,348	3,349
1	3,407	3,412	3,414	3,409	3,400	3,386	3,366	3,342	3,319	3,333
2	3,394	3,403	3,408	3,410	3,405	3,396	3,382	3,362	3,339	3,316
3	3,379	3,392	3,401	3,406	3,408	3,403	3,394	3,380	3,360	3,337
4	3,364	3,376	3,389	3,398	3,403	3,406	3,401	3,392	3,378	3,358
5-9	16,942	16,913	16,920	16,948	16,992	17,033	17,073	17,098	17,098	17,075
5	3,363	3,372	3,384	3,396	3,405	3,410	3,413	3,408	3,398	3,384
6	3,368	3,371	3,380	3,391	3,403	3,411	3,417	3,420	3,414	3,404
7	3,382	3,375	3,379	3,387	3,398	3,409	3,418	3,424	3,426	3,420
8	3,400	3,388	3,382	3,386	3,394	3,404	3,415	3,425	3,430	3,432
9	3,429	3,407	3,395	3,388	3,392	3,399	3,410	3,421	3,430	3,435
10-14	18,713	18,274	17,870	17,484	17,146	17,077	17,044	17,045	17,070	17,111
10	3,464	3,435	3,413	3,401	3,393	3,397	3,404	3,415	3,426	3,434
11	3,737	3,469	3,441	3,419	3,406	3,398	3,401	3,409	3,420	3,430
12	3,798	3,741	3,473	3,445	3,423	3,410	3,402	3,406	3,413	3,424
13	3,829	3,800	3,743	3,476	3,447	3,425	3,412	3,403	3,408	3,415
14	3,885	3,829	3,800	3,743	3,477	3,447	3,425	3,412	3,403	3,408
15-19	21,234	20,703	20,118	19,586	19,141	18,609	18,182	17,786	17,404	17,072
15	4,016	3,880	3,825	3,798	3,740	3,475	3,445	3,423	3,410	3,400
16	4,188	4,007	3,872	3,818	3,792	3,733	3,470	3,440	3,418	3,405
17	4,317	4,173	3,994	3,860	3,807	3,782	3,723	3,462	3,432	3,410
18	4,371	4,296	4,154	3,977	3,844	3,793	3,768	3,710	3,450	3,421
19	4,342	4,347	4,273	4,133	3,958	3,826	3,776	3,751	3,694	3,436
20-24	20,326	20,765	21,056	21,148	21,022	20,664	20,168	19,616	19,115	18,697
20	4,306	4,315	4,321	4,249	4,110	3,937	3,807	3,757	3,734	3,677
21	4,218	4,276	4,287	4,295	4,224	4,086	3,915	3,786	3,737	3,715
22	4,107	4,187	4,247	4,259	4,268	4,198	4,062	3,892	3,764	3,717
23	3,944	4,075	4,157	4,218	4,231	4,240	4,172	4,036	3,869	3,742
24	3,751	3,912	4,044	4,127	4,189	4,203	4,212	4,145	4,011	3,846
25-29	15,289	16,298	17,292	18,192	18,959	19,577	20,033	20,338	20,448	20,342
25	3,542	3,718	3,881	4,013	4,097	4,160	4,174	4,183	4,118	3,986
26	3,297	3,511	3,687	3,850	3,982	4,068	4,131	4,146	4,156	4,091
27	3,053	3,268	3,482	3,658	3,820	3,953	4,038	4,102	4,117	4,128
28	2,799	3,026	3,241	3,455	3,630	3,792	3,924	4,010	4,074	4,090
29	2,598	2,775	3,001	3,216	3,430	3,604	3,766	3,897	3,983	4,047
30-34	11,117	11,608	12,180	12,903	13,753	14,727	15,724	16,701	17,585	18,340
30	2,429	2,576	2,753	2,978	3,193	3,406	3,580	3,741	3,872	3,957
31	2,321	2,410	2,557	2,734	2,958	3,172	3,385	3,558	3,718	3,847
32	2,220	2,304	2,392	2,540	2,716	2,940	3,152	3,364	3,537	3,696
33	2,129	2,204	2,289	2,377	2,524	2,700	2,923	3,133	3,344	3,516
34	2,018	2,114	2,189	2,274	2,362	2,509	2,684	2,905	3,114	3,324
35-39	9,393	9,495	9,708	9,998	10,354	10,758	11,245	11,811	12,523	13,352
35	1,941	2,004	2,100	2,176	2,260	2,348	2,494	2,668	2,889	3,095
36	1,890	1,928	1,991	2,087	2,163	2,246	2,334	2,479	2,653	2,872
37	1,862	1,877	1,915	1,979	2,074	2,150	2,233	2,321	2,466	2,638
38	1,851	1,849	1,865	1,903	1,966	2,061	2,136	2,220	2,308	2,452
39	1,849	1,837	1,837	1,853	1,891	1,953	2,048	2,123	2,207	2,295
40-44	8,996	9,043	9,045	9,034	9,028	9,064	9,172	9,387	9,673	10,026
40	1,846	1,835	1,824	1,825	1,840	1,878	1,940	2,036	2,110	2,194
41	1,834	1,831	1,822	1,811	1,812	1,827	1,865	1,928	2,023	2,097
42	1,810	1,819	1,817	1,808	1,797	1,798	1,813	1,852	1,915	2,009
43	1,780	1,794	1,804	1,802	1,793	1,783	1,785	1,800	1,839	1,901
44	1,726	1,764	1,778	1,788	1,786	1,778	1,769	1,771	1,786	1,825

Fuente: Ministerio de Economía, Dirección General de Estadística y Censos.

08- La Paz: Estimaciones y proyecciones de la población masculina por años calendario y edades simples. 2005-2025

Edad	2016	2017	2018	2019	2020	2021	2022	2023	2024	2025
45-49	7,631	7,882	8,121	8,325	8,489	8,600	8,655	8,664	8,662	8,661
45	1,663	1,711	1,748	1,763	1,773	1,771	1,764	1,755	1,757	1,771
46	1,591	1,647	1,695	1,732	1,747	1,757	1,756	1,749	1,741	1,742
47	1,525	1,575	1,630	1,678	1,715	1,731	1,741	1,740	1,734	1,725
48	1,458	1,508	1,557	1,612	1,660	1,698	1,714	1,724	1,723	1,717
49	1,394	1,441	1,491	1,540	1,594	1,643	1,680	1,696	1,707	1,706
50-54	6,061	6,262	6,478	6,714	6,962	7,212	7,458	7,693	7,892	8,054
50	1,325	1,378	1,424	1,474	1,523	1,577	1,626	1,662	1,678	1,689
51	1,258	1,309	1,361	1,407	1,458	1,506	1,560	1,608	1,644	1,660
52	1,206	1,242	1,293	1,344	1,391	1,442	1,489	1,543	1,590	1,626
53	1,159	1,190	1,226	1,278	1,328	1,375	1,425	1,472	1,525	1,572
54	1,113	1,143	1,174	1,211	1,262	1,312	1,358	1,408	1,455	1,507
55-59	4,812	4,971	5,145	5,323	5,493	5,676	5,871	6,081	6,308	6,543
55	1,061	1,097	1,127	1,159	1,196	1,246	1,296	1,341	1,391	1,437
56	1,009	1,046	1,082	1,112	1,144	1,181	1,230	1,279	1,324	1,374
57	953	994	1,032	1,068	1,097	1,129	1,165	1,214	1,262	1,307
58	911	938	980	1,018	1,053	1,082	1,114	1,149	1,198	1,245
59	878	896	924	966	1,003	1,038	1,066	1,098	1,133	1,180
60-64	4,009	4,061	4,125	4,203	4,311	4,442	4,597	4,760	4,927	5,084
60	856	864	882	910	951	988	1,022	1,050	1,082	1,115
61	828	842	850	868	895	936	972	1,006	1,033	1,064
62	802	812	826	834	852	879	919	955	988	1,015
63	772	786	796	810	818	836	863	902	938	970
64	751	757	771	781	795	803	821	847	886	920
65-69	3,401	3,452	3,491	3,534	3,576	3,626	3,677	3,738	3,812	3,910
65	730	736	742	756	766	780	788	806	831	869
66	710	715	721	727	741	751	765	772	790	814
67	683	694	699	706	712	725	735	749	756	773
68	656	667	678	683	690	696	709	719	733	739
69	622	640	651	662	667	674	680	692	702	715
70-74	2,741	2,767	2,805	2,859	2,918	2,974	3,022	3,059	3,099	3,136
70	592	606	623	634	645	650	657	663	675	684
71	566	575	589	606	616	627	632	639	645	656
72	545	549	557	571	588	598	608	613	620	625
73	531	526	530	538	551	568	578	587	593	599
74	507	511	506	510	518	531	547	557	566	572
75-79	2,103	2,142	2,177	2,198	2,218	2,234	2,258	2,295	2,342	2,394
75	482	486	490	486	490	497	510	526	535	544
76	448	461	465	469	465	469	476	489	504	513
77	422	427	439	443	447	444	448	454	467	482
78	390	400	405	417	421	425	422	426	432	445
79	361	368	378	383	395	399	402	400	404	410
80-84	1,413	1,437	1,459	1,481	1,505	1,541	1,574	1,605	1,623	1,640
80	334	339	346	356	360	372	376	379	377	381
81	312	311	316	323	333	337	348	352	355	353
82	288	289	288	293	299	309	313	323	327	330
83	255	265	266	265	270	275	285	289	298	302
84	224	233	243	244	243	248	252	262	266	274
85 y más	1,162	1,204	1,247	1,294	1,338	1,379	1,418	1,453	1,492	1,533

Fuente: Ministerio de Economía, Dirección General de Estadística y Censos.

08- La Paz: Estimaciones y proyecciones de la población femenina por años calendario y edades simples. 2005-2025

Edad	2005	2006	2007	2008	2009	2010	2011	2012	2013	2014	2015
Total	163,891	165,586	167,267	168,936	170,783	172,719	174,767	176,907	179,100	181,345	183,624
0-4	17,850	17,404	17,061	16,750	16,463	16,255	16,184	16,153	16,156	16,180	16,220
0	3,453	3,318	3,283	3,258	3,243	3,237	3,240	3,247	3,257	3,266	3,275
1	3,521	3,438	3,304	3,269	3,246	3,231	3,225	3,228	3,236	3,246	3,256
2	3,549	3,514	3,431	3,297	3,264	3,241	3,227	3,221	3,224	3,232	3,242
3	3,600	3,544	3,509	3,426	3,292	3,260	3,237	3,224	3,218	3,221	3,229
4	3,727	3,590	3,534	3,500	3,418	3,286	3,255	3,233	3,221	3,215	3,218
5-9	20,417	19,983	19,429	18,835	18,301	17,831	17,405	17,081	16,791	16,519	16,321
5	3,905	3,731	3,594	3,538	3,506	3,424	3,293	3,262	3,241	3,229	3,223
6	4,054	3,907	3,733	3,597	3,543	3,511	3,431	3,300	3,270	3,248	3,237
7	4,139	4,055	3,908	3,735	3,601	3,548	3,517	3,437	3,307	3,277	3,256
8	4,152	4,139	4,056	3,909	3,739	3,605	3,554	3,523	3,444	3,314	3,284
9	4,167	4,151	4,138	4,056	3,912	3,743	3,610	3,559	3,529	3,451	3,321
10-14	19,993	20,324	20,535	20,643	20,609	20,398	19,990	19,468	18,905	18,391	17,941
10	4,139	4,166	4,150	4,137	4,058	3,914	3,746	3,616	3,564	3,535	3,457
11	4,102	4,137	4,164	4,148	4,138	4,059	3,916	3,750	3,619	3,568	3,540
12	4,023	4,097	4,132	4,160	4,146	4,137	4,059	3,917	3,752	3,621	3,571
13	3,923	4,014	4,088	4,123	4,154	4,142	4,133	4,057	3,917	3,753	3,622
14	3,806	3,910	4,001	4,075	4,113	4,146	4,136	4,128	4,053	3,914	3,751
15-19	16,631	17,273	17,928	18,555	19,123	19,597	19,975	20,240	20,401	20,407	20,231
15	3,651	3,787	3,892	3,983	4,061	4,101	4,136	4,128	4,121	4,047	3,909
16	3,490	3,628	3,764	3,869	3,964	4,044	4,087	4,125	4,118	4,113	4,040
17	3,305	3,462	3,601	3,736	3,846	3,944	4,027	4,072	4,112	4,106	4,102
18	3,157	3,273	3,431	3,570	3,710	3,823	3,924	4,009	4,057	4,099	4,094
19	3,028	3,123	3,240	3,397	3,542	3,685	3,801	3,906	3,993	4,042	4,086
20-24	13,921	14,173	14,476	14,824	15,304	15,894	16,597	17,319	18,027	18,662	19,192
20	2,955	2,993	3,088	3,206	3,367	3,516	3,663	3,781	3,888	3,977	4,027
21	2,877	2,920	2,959	3,054	3,178	3,341	3,494	3,644	3,764	3,873	3,963
22	2,794	2,843	2,887	2,926	3,027	3,153	3,320	3,475	3,628	3,750	3,860
23	2,687	2,761	2,811	2,856	2,900	3,004	3,133	3,302	3,459	3,615	3,738
24	2,608	2,656	2,731	2,782	2,832	2,880	2,987	3,117	3,288	3,447	3,604
25-29	12,535	12,530	12,589	12,744	12,982	13,275	13,591	13,969	14,393	14,930	15,570
25	2,549	2,579	2,627	2,703	2,759	2,813	2,864	2,974	3,105	3,277	3,438
26	2,517	2,521	2,552	2,600	2,682	2,741	2,798	2,852	2,963	3,095	3,269
27	2,498	2,491	2,495	2,527	2,580	2,664	2,726	2,786	2,842	2,954	3,088
28	2,491	2,472	2,466	2,471	2,508	2,564	2,651	2,715	2,777	2,834	2,947
29	2,480	2,467	2,449	2,443	2,453	2,493	2,552	2,642	2,706	2,770	2,828
30-34	11,788	11,941	12,018	12,034	12,037	12,047	12,098	12,220	12,446	12,735	13,072
30	2,454	2,457	2,444	2,427	2,426	2,439	2,482	2,543	2,634	2,699	2,764
31	2,421	2,433	2,436	2,424	2,411	2,413	2,429	2,473	2,536	2,628	2,694
32	2,375	2,402	2,414	2,418	2,410	2,400	2,404	2,422	2,467	2,532	2,625
33	2,309	2,357	2,384	2,397	2,405	2,400	2,391	2,397	2,417	2,463	2,529
34	2,229	2,292	2,340	2,368	2,385	2,395	2,392	2,385	2,392	2,413	2,460
35-39	9,908	10,241	10,569	10,881	11,171	11,424	11,619	11,748	11,816	11,858	11,903
35	2,142	2,213	2,276	2,325	2,357	2,376	2,387	2,386	2,380	2,388	2,410
36	2,065	2,126	2,197	2,261	2,313	2,348	2,369	2,380	2,381	2,376	2,385
37	1,983	2,050	2,111	2,182	2,249	2,303	2,340	2,362	2,374	2,377	2,373
38	1,901	1,967	2,034	2,095	2,169	2,238	2,294	2,333	2,355	2,368	2,372
39	1,817	1,885	1,951	2,018	2,083	2,159	2,229	2,287	2,326	2,349	2,363
40-44	8,076	8,319	8,582	8,872	9,201	9,552	9,919	10,289	10,646	10,967	11,241
40	1,738	1,801	1,869	1,936	2,006	2,073	2,151	2,222	2,280	2,320	2,344
41	1,673	1,721	1,785	1,853	1,923	1,995	2,064	2,143	2,214	2,272	2,313
42	1,615	1,657	1,705	1,769	1,840	1,911	1,985	2,055	2,135	2,206	2,265
43	1,557	1,599	1,641	1,690	1,756	1,829	1,901	1,977	2,048	2,128	2,199
44	1,493	1,541	1,582	1,624	1,676	1,744	1,818	1,892	1,969	2,041	2,120

Fuente: Ministerio de Economía, Dirección General de Estadística y Censos.

08- La Paz: Estimaciones y proyecciones de la población femenina por años calendario y edades simples. 2005-2025

Edad	2005	2006	2007	2008	2009	2010	2011	2012	2013	2014	2015
45-49	6,551	6,737	6,960	7,199	7,452	7,707	7,979	8,276	8,602	8,958	9,333
45	1,421	1,476	1,525	1,566	1,611	1,664	1,734	1,809	1,883	1,961	2,033
46	1,352	1,405	1,460	1,510	1,553	1,600	1,654	1,725	1,800	1,875	1,954
47	1,297	1,336	1,389	1,444	1,497	1,541	1,589	1,644	1,715	1,791	1,867
48	1,255	1,281	1,321	1,374	1,431	1,484	1,530	1,579	1,635	1,706	1,783
49	1,226	1,239	1,265	1,305	1,360	1,418	1,472	1,519	1,569	1,625	1,696
50-54	5,666	5,740	5,816	5,906	6,026	6,192	6,400	6,649	6,914	7,185	7,454
50	1,192	1,210	1,223	1,249	1,291	1,347	1,406	1,461	1,509	1,559	1,615
51	1,162	1,176	1,194	1,208	1,235	1,279	1,336	1,396	1,450	1,499	1,549
52	1,130	1,148	1,162	1,180	1,196	1,224	1,269	1,327	1,386	1,441	1,490
53	1,104	1,116	1,134	1,148	1,168	1,185	1,214	1,260	1,318	1,377	1,432
54	1,078	1,090	1,103	1,121	1,136	1,157	1,175	1,205	1,251	1,309	1,368
55-59	4,975	5,060	5,137	5,199	5,271	5,345	5,437	5,535	5,647	5,783	5,963
55	1,059	1,065	1,077	1,090	1,110	1,126	1,147	1,166	1,196	1,242	1,301
56	1,031	1,045	1,051	1,063	1,078	1,099	1,116	1,137	1,157	1,187	1,234
57	1,001	1,017	1,032	1,038	1,051	1,067	1,089	1,106	1,128	1,148	1,179
58	960	988	1,004	1,019	1,026	1,040	1,057	1,080	1,097	1,119	1,140
59	924	945	973	989	1,006	1,013	1,028	1,046	1,069	1,087	1,109
60-64	4,337	4,348	4,379	4,435	4,522	4,625	4,723	4,815	4,894	4,982	5,068
60	897	909	930	959	976	994	1,001	1,017	1,035	1,059	1,076
61	878	882	894	915	945	963	981	989	1,005	1,024	1,048
62	873	863	867	879	901	931	949	968	976	993	1,012
63	854	857	847	851	864	887	918	936	955	964	981
64	835	837	841	831	836	850	874	905	923	942	951
65-69	3,712	3,779	3,839	3,889	3,915	3,938	3,962	4,008	4,080	4,178	4,284
65	802	818	821	825	816	821	836	860	892	910	929
66	777	785	801	804	809	800	807	822	846	878	896
67	742	760	768	784	788	794	785	792	808	832	863
68	709	724	742	751	767	772	778	771	778	794	817
69	682	692	707	725	735	751	756	763	756	764	779
70-74	2,988	3,068	3,133	3,185	3,234	3,292	3,364	3,429	3,488	3,521	3,551
70	663	665	675	690	709	719	736	741	748	741	749
71	644	646	649	659	673	693	703	720	725	732	726
72	604	627	629	632	643	657	676	686	703	709	716
73	560	587	610	612	615	626	640	659	670	686	692
74	517	543	570	592	594	597	609	623	642	653	668
75-79	2,087	2,159	2,242	2,338	2,440	2,526	2,599	2,662	2,713	2,764	2,822
75	483	500	525	552	574	576	579	591	605	624	635
76	452	466	483	507	534	555	557	561	572	586	605
77	417	433	447	464	487	513	534	536	540	551	564
78	385	397	412	426	442	464	490	510	512	516	527
79	350	363	375	389	403	418	439	464	484	487	491
80-84	1,224	1,269	1,337	1,406	1,476	1,541	1,602	1,671	1,751	1,835	1,907
80	303	325	338	349	363	376	391	412	436	455	458
81	265	284	305	317	328	341	354	368	388	411	429
82	235	247	265	284	296	306	319	331	344	363	385
83	213	217	229	245	263	275	284	297	308	320	338
84	208	196	200	211	226	243	254	263	275	286	297
85 y más	1,232	1,238	1,237	1,241	1,256	1,280	1,323	1,375	1,430	1,490	1,551

Fuente: Ministerio de Economía, Dirección General de Estadística y Censos.

08- La Paz: Estimaciones y proyecciones de la población femenina por años calendario y edades simples. 2005-2025

Edad	2016	2017	2018	2019	2020	2021	2022	2023	2024	2025
Total	185,949	188,274	190,603	192,927	195,233	197,501	199,733	201,937	204,148	206,325
0-4	16,265	16,303	16,326	16,329	16,310	16,265	16,195	16,109	16,044	15,995
0	3,281	3,282	3,276	3,268	3,255	3,234	3,211	3,189	3,202	3,205
1	3,265	3,271	3,273	3,267	3,259	3,246	3,226	3,203	3,181	3,194
2	3,253	3,262	3,268	3,270	3,264	3,256	3,243	3,223	3,200	3,178
3	3,239	3,251	3,260	3,266	3,268	3,262	3,254	3,241	3,221	3,198
4	3,227	3,237	3,249	3,258	3,264	3,267	3,261	3,253	3,240	3,220
5-9	16,257	16,229	16,235	16,260	16,299	16,338	16,373	16,398	16,400	16,379
5	3,226	3,235	3,245	3,256	3,265	3,270	3,274	3,268	3,259	3,246
6	3,231	3,234	3,243	3,252	3,263	3,271	3,277	3,281	3,274	3,265
7	3,245	3,238	3,242	3,250	3,259	3,269	3,277	3,284	3,287	3,280
8	3,264	3,252	3,246	3,249	3,257	3,265	3,275	3,284	3,290	3,293
9	3,291	3,270	3,259	3,253	3,255	3,263	3,270	3,281	3,290	3,295
10-14	17,524	17,210	16,924	16,656	16,458	16,389	16,357	16,358	16,383	16,417
10	3,327	3,298	3,276	3,265	3,259	3,260	3,269	3,276	3,286	3,295
11	3,461	3,332	3,304	3,281	3,270	3,264	3,264	3,274	3,281	3,290
12	3,543	3,464	3,335	3,307	3,284	3,272	3,266	3,267	3,278	3,284
13	3,572	3,544	3,466	3,337	3,308	3,285	3,273	3,268	3,269	3,279
14	3,621	3,572	3,543	3,466	3,337	3,308	3,285	3,273	3,269	3,269
15-19	19,853	19,353	18,811	18,312	17,872	17,467	17,161	16,879	16,613	16,420
15	3,747	3,617	3,568	3,539	3,464	3,335	3,306	3,283	3,271	3,268
16	3,902	3,741	3,612	3,563	3,535	3,460	3,332	3,303	3,280	3,268
17	4,031	3,895	3,734	3,606	3,557	3,530	3,455	3,327	3,299	3,276
18	4,091	4,021	3,886	3,726	3,598	3,551	3,524	3,449	3,321	3,293
19	4,082	4,079	4,011	3,878	3,718	3,591	3,544	3,517	3,442	3,315
20-24	19,616	19,915	20,106	20,141	19,989	19,630	19,151	18,626	18,140	17,714
20	4,073	4,070	4,068	4,001	3,868	3,709	3,584	3,537	3,510	3,435
21	4,014	4,061	4,060	4,059	3,992	3,859	3,702	3,577	3,530	3,504
22	3,951	4,003	4,051	4,051	4,050	3,984	3,852	3,696	3,571	3,524
23	3,849	3,941	3,994	4,043	4,043	4,042	3,977	3,845	3,690	3,566
24	3,729	3,840	3,933	3,987	4,036	4,036	4,036	3,971	3,839	3,685
25-29	16,314	17,072	17,806	18,462	19,009	19,447	19,760	19,960	20,000	19,851
25	3,596	3,721	3,833	3,927	3,981	4,031	4,031	4,031	3,966	3,834
26	3,431	3,590	3,715	3,828	3,922	3,977	4,027	4,027	4,027	3,961
27	3,263	3,425	3,584	3,710	3,823	3,918	3,973	4,023	4,023	4,023
28	3,082	3,258	3,420	3,580	3,706	3,819	3,914	3,969	4,019	4,018
29	2,942	3,078	3,254	3,417	3,577	3,702	3,815	3,910	3,965	4,015
30-34	13,425	13,825	14,270	14,825	15,480	16,233	16,990	17,721	18,373	18,921
30	2,823	2,938	3,075	3,251	3,414	3,573	3,698	3,811	3,906	3,961
31	2,760	2,820	2,935	3,072	3,248	3,412	3,570	3,695	3,808	3,902
32	2,692	2,757	2,818	2,933	3,071	3,247	3,409	3,567	3,692	3,806
33	2,623	2,689	2,755	2,816	2,932	3,070	3,245	3,406	3,564	3,690
34	2,527	2,621	2,687	2,753	2,815	2,931	3,068	3,242	3,403	3,562
35-39	11,983	12,128	12,369	12,670	13,013	13,367	13,770	14,215	14,772	15,421
35	2,458	2,525	2,619	2,685	2,752	2,814	2,929	3,065	3,239	3,401
36	2,407	2,456	2,522	2,617	2,683	2,750	2,812	2,926	3,063	3,236
37	2,382	2,405	2,453	2,520	2,614	2,680	2,747	2,809	2,924	3,060
38	2,368	2,378	2,401	2,450	2,517	2,610	2,676	2,743	2,806	2,921
39	2,368	2,364	2,374	2,398	2,447	2,513	2,606	2,672	2,740	2,803
40-44	11,455	11,601	11,687	11,743	11,797	11,883	12,030	12,274	12,574	12,914
40	2,359	2,364	2,360	2,371	2,395	2,443	2,509	2,602	2,669	2,737
41	2,338	2,353	2,358	2,356	2,367	2,391	2,439	2,504	2,598	2,664
42	2,307	2,332	2,348	2,353	2,351	2,362	2,386	2,435	2,500	2,593
43	2,259	2,301	2,327	2,343	2,348	2,346	2,357	2,382	2,431	2,495
44	2,192	2,251	2,294	2,320	2,336	2,341	2,339	2,351	2,376	2,425

Fuente: Ministerio de Economía, Dirección General de Estadística y Censos.

08- La Paz: Estimaciones y proyecciones de la población femenina por años calendario y edades simples. 2005-2025

Edad	2016	2017	2018	2019	2020	2021	2022	2023	2024	2025
45-49	9,716	10,094	10,457	10,782	11,060	11,275	11,426	11,519	11,581	11,639
45	2,113	2,184	2,244	2,287	2,313	2,329	2,334	2,333	2,345	2,370
46	2,026	2,105	2,177	2,236	2,279	2,305	2,321	2,328	2,327	2,339
47	1,946	2,018	2,097	2,169	2,228	2,271	2,298	2,314	2,321	2,319
48	1,858	1,938	2,010	2,089	2,161	2,219	2,263	2,290	2,307	2,313
49	1,773	1,849	1,929	2,001	2,079	2,151	2,210	2,254	2,281	2,298
50-54	7,739	8,046	8,375	8,733	9,108	9,494	9,871	10,231	10,556	10,832
50	1,686	1,764	1,840	1,919	1,991	2,070	2,142	2,201	2,245	2,271
51	1,606	1,677	1,754	1,830	1,909	1,982	2,060	2,132	2,191	2,235
52	1,541	1,598	1,668	1,745	1,821	1,901	1,973	2,051	2,123	2,181
53	1,482	1,533	1,589	1,659	1,736	1,813	1,892	1,964	2,042	2,113
54	1,424	1,474	1,524	1,580	1,651	1,728	1,804	1,883	1,955	2,032
55-59	6,179	6,429	6,697	6,968	7,240	7,523	7,825	8,154	8,511	8,877
55	1,360	1,416	1,465	1,515	1,572	1,643	1,719	1,795	1,874	1,945
56	1,293	1,352	1,407	1,456	1,507	1,564	1,634	1,710	1,786	1,863
57	1,226	1,284	1,343	1,398	1,448	1,498	1,555	1,625	1,701	1,775
58	1,170	1,217	1,275	1,334	1,389	1,439	1,489	1,546	1,615	1,690
59	1,130	1,160	1,207	1,265	1,324	1,379	1,428	1,478	1,535	1,604
60-64	5,167	5,270	5,385	5,526	5,707	5,922	6,169	6,433	6,700	6,964
60	1,098	1,119	1,149	1,197	1,255	1,313	1,368	1,417	1,467	1,523
61	1,065	1,087	1,108	1,139	1,186	1,244	1,302	1,356	1,405	1,455
62	1,036	1,053	1,075	1,097	1,128	1,175	1,232	1,290	1,344	1,392
63	1,000	1,024	1,041	1,064	1,086	1,116	1,163	1,220	1,277	1,331
64	968	987	1,012	1,029	1,052	1,074	1,104	1,150	1,207	1,263
65-69	4,385	4,481	4,567	4,657	4,746	4,847	4,952	5,067	5,203	5,377
65	938	955	975	999	1,016	1,039	1,061	1,091	1,137	1,193
66	915	924	942	962	986	1,003	1,025	1,047	1,077	1,123
67	882	900	910	928	948	972	989	1,011	1,033	1,062
68	848	868	886	896	914	934	958	975	996	1,018
69	802	834	854	872	882	899	919	943	960	981
70-74	3,586	3,636	3,709	3,806	3,911	4,009	4,103	4,187	4,274	4,360
70	765	788	819	839	857	867	884	904	928	945
71	735	750	773	804	824	841	851	868	888	912
72	711	720	735	757	788	808	824	835	851	871
73	700	695	704	719	740	771	791	807	818	833
74	675	683	678	687	702	722	753	773	789	799
75-79	2,891	2,955	3,014	3,048	3,081	3,116	3,162	3,232	3,325	3,423
75	650	657	665	660	669	684	703	734	754	769
76	616	630	637	645	641	650	664	683	714	733
77	583	594	608	615	623	619	628	642	661	692
78	540	560	570	584	591	599	595	604	618	637
79	502	514	534	544	557	564	572	569	578	592
80-84	1,972	2,027	2,074	2,123	2,177	2,237	2,295	2,346	2,378	2,411
80	463	473	486	505	515	528	535	543	540	550
81	433	437	447	460	478	488	500	507	515	513
82	403	407	411	420	433	450	460	471	478	486
83	359	376	380	384	393	405	422	431	442	449
84	314	334	350	354	358	366	378	394	403	413
85 y más	1,622	1,700	1,791	1,886	1,976	2,059	2,143	2,228	2,321	2,410

Fuente: Ministerio de Economía, Dirección General de Estadística y Censos.

09- Cabañas: Estimaciones y proyecciones de la población de ambos sexos por años calendario y edades simples. 2005-2025

Edad	2005	2006	2007	2008	2009	2010	2011	2012	2013	2014	2015
Total	156,204	156,039	155,892	155,767	156,059	156,702	157,659	158,860	160,275	161,890	163,652
0-4	18,954	18,648	18,471	18,426	18,485	18,640	18,542	18,517	18,556	18,641	18,760
0	3,566	3,829	3,775	3,735	3,714	3,712	3,718	3,740	3,766	3,797	3,829
1	3,643	3,547	3,809	3,756	3,717	3,698	3,697	3,703	3,725	3,751	3,784
2	3,751	3,633	3,537	3,799	3,748	3,709	3,692	3,691	3,697	3,719	3,745
3	3,914	3,743	3,625	3,529	3,791	3,742	3,703	3,688	3,687	3,693	3,715
4	4,080	3,896	3,725	3,607	3,515	3,779	3,732	3,695	3,681	3,681	3,687
5-9	22,751	22,009	21,099	20,076	19,127	18,350	18,104	17,994	18,006	18,114	18,305
5	4,298	4,046	3,863	3,693	3,578	3,489	3,757	3,712	3,677	3,665	3,665
6	4,512	4,262	4,010	3,827	3,662	3,551	3,468	3,738	3,694	3,660	3,650
7	4,645	4,474	4,224	3,972	3,794	3,635	3,528	3,447	3,719	3,677	3,645
8	4,659	4,605	4,434	4,186	3,938	3,764	3,611	3,507	3,428	3,701	3,659
9	4,637	4,622	4,568	4,398	4,155	3,911	3,740	3,590	3,488	3,411	3,686
10-14	22,981	22,883	22,731	22,565	22,300	21,850	21,177	20,350	19,424	18,554	17,844
10	4,616	4,600	4,586	4,533	4,367	4,128	3,887	3,719	3,571	3,471	3,396
11	4,618	4,577	4,563	4,549	4,500	4,338	4,103	3,865	3,699	3,553	3,455
12	4,624	4,575	4,535	4,521	4,513	4,467	4,310	4,079	3,844	3,679	3,535
13	4,614	4,575	4,528	4,488	4,480	4,478	4,435	4,283	4,054	3,822	3,658
14	4,509	4,556	4,519	4,474	4,440	4,439	4,442	4,404	4,256	4,029	3,800
15-19	18,413	19,352	20,197	20,816	21,228	21,399	21,451	21,455	21,447	21,316	20,976
15	4,305	4,439	4,487	4,452	4,416	4,390	4,396	4,404	4,370	4,225	4,001
16	3,982	4,221	4,357	4,406	4,381	4,355	4,338	4,351	4,363	4,334	4,192
17	3,666	3,885	4,126	4,264	4,327	4,312	4,295	4,285	4,303	4,321	4,296
18	3,359	3,559	3,780	4,023	4,175	4,249	4,244	4,235	4,233	4,255	4,279
19	3,101	3,248	3,447	3,671	3,929	4,093	4,178	4,180	4,178	4,181	4,208
20-24	12,163	12,597	13,161	13,885	14,809	15,907	17,051	18,125	18,993	19,608	19,954
20	2,841	2,985	3,134	3,334	3,574	3,843	4,019	4,111	4,120	4,124	4,132
21	2,607	2,724	2,870	3,022	3,236	3,488	3,768	3,951	4,050	4,065	4,074
22	2,392	2,491	2,610	2,759	2,926	3,151	3,414	3,701	3,891	3,994	4,015
23	2,231	2,278	2,378	2,500	2,665	2,842	3,078	3,348	3,642	3,836	3,945
24	2,092	2,119	2,169	2,270	2,408	2,583	2,772	3,014	3,290	3,589	3,788
25-29	9,115	9,031	9,023	9,093	9,339	9,770	10,400	11,187	12,148	13,264	14,515
25	1,994	1,984	2,014	2,066	2,181	2,332	2,515	2,712	2,959	3,240	3,541
26	1,894	1,890	1,882	1,915	1,980	2,107	2,267	2,458	2,660	2,912	3,196
27	1,810	1,795	1,794	1,788	1,835	1,911	2,046	2,214	2,409	2,615	2,870
28	1,734	1,716	1,703	1,704	1,711	1,770	1,855	1,995	2,168	2,367	2,576
29	1,683	1,646	1,630	1,620	1,632	1,650	1,717	1,808	1,952	2,130	2,332
30-34	8,150	7,901	7,653	7,431	7,306	7,285	7,356	7,532	7,805	8,214	8,771
30	1,663	1,602	1,567	1,553	1,553	1,577	1,601	1,675	1,771	1,919	2,097
31	1,651	1,587	1,528	1,495	1,492	1,501	1,532	1,562	1,640	1,739	1,890
32	1,642	1,582	1,521	1,463	1,439	1,444	1,460	1,495	1,530	1,612	1,715
33	1,614	1,577	1,519	1,459	1,412	1,394	1,406	1,427	1,466	1,504	1,588
34	1,580	1,553	1,518	1,461	1,410	1,369	1,357	1,373	1,398	1,440	1,481
35-39	7,551	7,436	7,305	7,153	7,007	6,864	6,723	6,597	6,513	6,505	6,580
35	1,557	1,525	1,498	1,465	1,415	1,370	1,335	1,327	1,346	1,373	1,417
36	1,542	1,505	1,474	1,448	1,423	1,378	1,338	1,306	1,302	1,324	1,352
37	1,522	1,492	1,457	1,426	1,408	1,387	1,347	1,310	1,281	1,280	1,304
38	1,485	1,475	1,446	1,412	1,388	1,374	1,358	1,321	1,286	1,261	1,263
39	1,445	1,439	1,430	1,402	1,373	1,355	1,345	1,333	1,298	1,267	1,244
40-44	6,453	6,489	6,532	6,559	6,563	6,538	6,502	6,462	6,418	6,361	6,292
40	1,398	1,401	1,396	1,387	1,366	1,341	1,327	1,321	1,311	1,279	1,249
41	1,345	1,355	1,358	1,355	1,351	1,334	1,313	1,302	1,299	1,292	1,261
42	1,282	1,302	1,315	1,318	1,320	1,320	1,307	1,288	1,280	1,280	1,275
43	1,231	1,241	1,261	1,276	1,283	1,289	1,293	1,282	1,267	1,261	1,263
44	1,197	1,190	1,202	1,223	1,243	1,254	1,262	1,269	1,261	1,249	1,244

Fuente: Ministerio de Economía, Dirección General de Estadística y Censos.

09- Cabañas: Estimaciones y proyecciones de la población de ambos sexos por años calendario y edades simples. 2005-2025

Edad	2005	2006	2007	2008	2009	2010	2011	2012	2013	2014	2015
45-49	5,727	5,630	5,556	5,519	5,535	5,598	5,699	5,814	5,918	5,991	6,027
45	1,182	1,159	1,153	1,166	1,191	1,215	1,230	1,240	1,249	1,244	1,233
46	1,163	1,146	1,124	1,119	1,137	1,166	1,192	1,209	1,221	1,232	1,229
47	1,137	1,128	1,112	1,091	1,090	1,112	1,143	1,171	1,190	1,205	1,217
48	1,125	1,104	1,095	1,080	1,064	1,065	1,091	1,123	1,153	1,174	1,190
49	1,120	1,093	1,072	1,063	1,053	1,040	1,043	1,071	1,105	1,136	1,158
50-54	5,186	5,197	5,193	5,142	5,076	5,002	4,955	4,939	4,970	5,042	5,144
50	1,123	1,088	1,062	1,042	1,036	1,029	1,018	1,023	1,054	1,089	1,120
51	1,085	1,092	1,058	1,032	1,016	1,013	1,009	998	1,006	1,038	1,074
52	1,036	1,056	1,064	1,030	1,007	993	993	991	981	991	1,023
53	981	1,008	1,028	1,036	1,005	984	972	974	973	966	976
54	961	953	981	1,002	1,012	983	963	953	956	958	951
55-59	4,631	4,561	4,489	4,473	4,500	4,566	4,610	4,640	4,632	4,607	4,573
55	941	935	927	955	979	991	962	944	935	940	944
56	938	915	909	901	932	958	972	943	926	920	926
57	922	912	889	885	878	911	939	953	927	911	906
58	924	898	889	866	865	859	894	921	938	913	898
59	906	901	875	866	846	847	843	879	906	923	899
60-64	4,176	4,190	4,196	4,166	4,134	4,085	4,045	4,010	4,032	4,089	4,174
60	893	883	878	852	846	828	830	827	864	892	909
61	862	869	861	856	832	828	811	815	812	850	877
62	839	839	847	839	835	814	810	795	800	798	835
63	806	816	817	825	818	816	796	794	779	785	783
64	776	783	793	794	803	799	798	779	777	764	770
65-69	3,413	3,446	3,482	3,528	3,573	3,623	3,660	3,688	3,686	3,678	3,649
65	741	753	760	771	774	783	780	780	763	761	748
66	713	718	730	737	750	753	764	761	762	746	744
67	680	689	695	707	716	730	734	744	743	744	728
68	654	655	665	671	684	694	709	714	724	723	725
69	625	631	632	642	649	663	673	689	694	704	704
70-74	2,675	2,716	2,757	2,787	2,819	2,850	2,896	2,944	3,007	3,065	3,123
70	600	601	607	608	620	627	642	652	668	674	684
71	567	577	579	585	586	599	606	621	632	648	655
72	534	545	555	557	564	566	578	586	601	613	629
73	501	513	524	534	536	543	546	558	567	582	594
74	473	480	492	503	513	515	524	527	539	548	561
75-79	1,815	1,864	1,927	1,997	2,061	2,115	2,155	2,196	2,232	2,268	2,303
75	436	452	459	470	482	492	494	503	506	517	526
76	392	415	431	438	448	460	470	472	481	484	495
77	353	369	391	407	414	424	435	445	447	457	460
78	327	329	345	366	381	388	398	409	419	421	431
79	307	299	301	316	336	351	358	367	379	389	391
80-84	1,089	1,113	1,138	1,156	1,181	1,215	1,258	1,312	1,370	1,424	1,472
80	272	274	267	269	283	303	318	325	333	346	356
81	238	253	256	249	251	265	283	298	305	312	324
82	211	220	234	237	231	233	246	263	277	284	291
83	187	194	203	215	218	213	215	228	244	257	263
84	181	172	178	186	198	201	196	198	211	225	238
85 y más	961	976	982	995	1,016	1,045	1,075	1,098	1,118	1,149	1,190

Fuente: Ministerio de Economía, Dirección General de Estadística y Censos.

09- Cabañas: Estimaciones y proyecciones de la población de ambos sexos por años calendario y edades simples. 2005-2025

Edad	2016	2017	2018	2019	2020	2021	2022	2023	2024	2025
Total	165,535	167,563	169,683	171,873	174,094	176,356	178,650	180,966	183,344	185,818
0-4	18,906	19,055	19,196	19,311	19,396	19,454	19,480	19,481	19,509	19,564
0	3,858	3,883	3,900	3,909	3,912	3,913	3,908	3,900	3,936	3,966
1	3,816	3,846	3,871	3,889	3,898	3,901	3,902	3,898	3,890	3,926
2	3,780	3,812	3,842	3,867	3,885	3,894	3,897	3,898	3,894	3,886
3	3,741	3,777	3,810	3,840	3,865	3,883	3,892	3,895	3,896	3,892
4	3,711	3,737	3,773	3,806	3,836	3,863	3,881	3,890	3,893	3,894
5-9	18,230	18,234	18,299	18,405	18,540	18,694	18,861	19,023	19,156	19,254
5	3,671	3,699	3,725	3,761	3,794	3,825	3,856	3,874	3,883	3,886
6	3,650	3,660	3,688	3,714	3,750	3,783	3,818	3,849	3,867	3,876
7	3,635	3,637	3,649	3,677	3,703	3,739	3,774	3,811	3,842	3,860
8	3,630	3,622	3,626	3,638	3,666	3,692	3,730	3,767	3,804	3,835
9	3,644	3,616	3,611	3,615	3,627	3,655	3,683	3,722	3,760	3,797
10-14	17,644	17,572	17,623	17,765	17,984	17,935	17,952	18,029	18,151	18,314
10	3,671	3,631	3,605	3,600	3,604	3,616	3,646	3,675	3,714	3,753
11	3,381	3,656	3,619	3,593	3,589	3,593	3,605	3,637	3,666	3,707
12	3,439	3,365	3,643	3,607	3,581	3,577	3,581	3,596	3,628	3,658
13	3,517	3,422	3,351	3,630	3,594	3,569	3,565	3,569	3,586	3,620
14	3,636	3,498	3,405	3,335	3,616	3,580	3,555	3,552	3,557	3,576
15-19	20,396	19,641	18,777	17,966	17,308	17,153	17,121	17,198	17,361	17,596
15	3,774	3,613	3,478	3,386	3,317	3,600	3,565	3,540	3,538	3,544
16	3,970	3,748	3,588	3,455	3,365	3,298	3,582	3,547	3,523	3,522
17	4,157	3,939	3,719	3,562	3,430	3,343	3,276	3,562	3,527	3,505
18	4,258	4,122	3,905	3,690	3,535	3,405	3,319	3,254	3,541	3,506
19	4,237	4,219	4,087	3,873	3,661	3,507	3,379	3,295	3,232	3,519
20-24	20,145	20,271	20,364	20,329	20,067	19,556	18,863	18,060	17,303	16,689
20	4,163	4,195	4,180	4,054	3,841	3,631	3,479	3,353	3,272	3,209
21	4,086	4,120	4,155	4,145	4,021	3,810	3,602	3,452	3,329	3,248
22	4,028	4,043	4,080	4,119	4,111	3,987	3,781	3,575	3,427	3,305
23	3,969	3,986	4,003	4,044	4,085	4,077	3,956	3,753	3,550	3,402
24	3,899	3,927	3,946	3,967	4,009	4,051	4,045	3,927	3,725	3,525
25-29	15,776	16,949	17,899	18,586	18,990	19,240	19,419	19,560	19,559	19,333
25	3,745	3,858	3,889	3,910	3,934	3,977	4,021	4,015	3,899	3,699
26	3,500	3,705	3,820	3,853	3,876	3,903	3,946	3,992	3,986	3,873
27	3,156	3,464	3,669	3,787	3,820	3,846	3,874	3,918	3,965	3,959
28	2,833	3,122	3,430	3,636	3,754	3,789	3,817	3,846	3,890	3,938
29	2,542	2,800	3,091	3,400	3,606	3,725	3,761	3,789	3,819	3,864
30-34	9,494	10,346	11,359	12,511	13,795	15,080	16,265	17,226	17,922	18,349
30	2,301	2,513	2,772	3,063	3,373	3,579	3,699	3,735	3,763	3,794
31	2,068	2,273	2,489	2,748	3,038	3,348	3,555	3,674	3,710	3,740
32	1,866	2,045	2,250	2,467	2,726	3,017	3,326	3,533	3,652	3,689
33	1,692	1,844	2,024	2,229	2,447	2,707	2,997	3,306	3,512	3,633
34	1,567	1,671	1,824	2,004	2,211	2,429	2,688	2,978	3,285	3,493
35-39	6,728	6,968	7,285	7,726	8,304	9,042	9,907	10,921	12,078	13,359
35	1,461	1,549	1,653	1,805	1,988	2,195	2,412	2,670	2,960	3,268
36	1,398	1,444	1,532	1,638	1,790	1,973	2,179	2,395	2,655	2,945
37	1,334	1,381	1,427	1,517	1,624	1,775	1,958	2,163	2,380	2,641
38	1,288	1,320	1,366	1,413	1,503	1,610	1,761	1,945	2,150	2,367
39	1,247	1,274	1,307	1,353	1,399	1,489	1,597	1,748	1,933	2,138
40-44	6,214	6,139	6,103	6,128	6,224	6,388	6,635	6,964	7,411	8,000
40	1,229	1,233	1,262	1,295	1,340	1,386	1,476	1,585	1,736	1,923
41	1,233	1,213	1,219	1,249	1,282	1,327	1,373	1,464	1,574	1,726
42	1,246	1,218	1,199	1,206	1,236	1,270	1,315	1,362	1,454	1,564
43	1,259	1,231	1,205	1,186	1,193	1,224	1,258	1,305	1,352	1,444
44	1,247	1,244	1,218	1,192	1,173	1,181	1,213	1,248	1,295	1,343

Fuente: Ministerio de Economía, Dirección General de Estadística y Censos.

09- Cabañas: Estimaciones y proyecciones de la población de ambos sexos por años calendario y edades simples. 2005-2025

Edad	2016	2017	2018	2019	2020	2021	2022	2023	2024	2025
45-49	6,039	6,047	6,039	6,007	5,957	5,894	5,839	5,819	5,859	5,971
45	1,229	1,233	1,231	1,206	1,180	1,161	1,170	1,203	1,238	1,287
46	1,218	1,216	1,221	1,219	1,194	1,169	1,151	1,161	1,194	1,230
47	1,214	1,206	1,204	1,209	1,207	1,182	1,160	1,142	1,152	1,186
48	1,203	1,202	1,194	1,192	1,197	1,196	1,172	1,151	1,133	1,144
49	1,175	1,190	1,189	1,181	1,179	1,186	1,186	1,162	1,142	1,124
50-54	5,280	5,428	5,557	5,649	5,701	5,733	5,753	5,757	5,736	5,703
50	1,143	1,162	1,177	1,176	1,169	1,168	1,176	1,176	1,153	1,133
51	1,106	1,130	1,149	1,164	1,164	1,159	1,158	1,166	1,166	1,143
52	1,060	1,093	1,117	1,136	1,152	1,153	1,148	1,147	1,155	1,156
53	1,009	1,047	1,080	1,105	1,124	1,141	1,142	1,137	1,136	1,145
54	962	996	1,034	1,068	1,092	1,112	1,129	1,131	1,126	1,126
55-59	4,557	4,570	4,625	4,712	4,832	4,979	5,132	5,266	5,364	5,427
55	937	949	983	1,022	1,057	1,080	1,100	1,117	1,120	1,116
56	930	924	937	971	1,011	1,046	1,069	1,089	1,106	1,110
57	912	917	912	925	960	1,000	1,035	1,058	1,078	1,096
58	893	899	905	900	914	949	989	1,024	1,047	1,068
59	885	881	888	894	890	904	939	978	1,013	1,037
60-64	4,229	4,281	4,292	4,287	4,270	4,267	4,290	4,349	4,439	4,564
60	885	872	869	877	883	879	893	928	967	1,003
61	894	873	860	858	866	872	868	882	917	957
62	862	881	861	849	847	855	861	857	871	907
63	820	849	867	849	838	836	844	850	846	861
64	768	806	835	854	836	825	824	832	838	836
65-69	3,631	3,617	3,657	3,724	3,819	3,888	3,946	3,962	3,961	3,954
65	754	754	793	822	841	823	812	811	819	826
66	733	740	741	780	808	827	810	799	798	807
67	727	717	725	726	765	793	812	795	785	785
68	711	712	702	710	711	750	778	796	780	771
69	706	694	696	686	694	695	734	761	779	765
70-74	3,168	3,205	3,216	3,223	3,211	3,204	3,198	3,240	3,305	3,403
70	685	688	677	679	670	678	679	717	743	762
71	665	667	670	659	661	652	660	662	699	726
72	636	646	648	651	640	642	634	642	644	682
73	609	616	626	629	632	621	623	615	623	627
74	573	588	595	605	608	611	602	604	596	606
75-79	2,349	2,402	2,465	2,523	2,578	2,625	2,663	2,677	2,687	2,684
75	539	552	567	574	584	587	590	581	583	578
76	504	518	531	546	552	562	565	569	560	563
77	471	481	494	507	522	528	538	541	545	537
78	434	446	456	469	481	496	502	512	515	519
79	401	405	417	427	439	452	468	474	484	487
80-84	1,507	1,547	1,584	1,621	1,657	1,704	1,753	1,810	1,861	1,914
80	358	368	374	385	395	408	420	435	441	453
81	334	336	346	352	362	372	384	396	410	416
82	302	312	314	323	329	339	349	360	371	385
83	270	281	290	292	300	306	316	326	336	347
84	243	250	260	269	271	279	284	293	303	313
85 y más	1,242	1,291	1,343	1,400	1,461	1,520	1,573	1,624	1,682	1,740

Fuente: Ministerio de Economía, Dirección General de Estadística y Censos.

09- Cabañas: Estimaciones y proyecciones de la población masculina por años calendario y edades simples. 2005-2025

Edad	2005	2006	2007	2008	2009	2010	2011	2012	2013	2014	2015
Total	74,127	73,964	73,821	73,702	73,800	74,107	74,593	75,208	75,939	76,772	77,681
0-4	9,715	9,565	9,478	9,455	9,481	9,546	9,496	9,482	9,502	9,545	9,605
0	1,841	1,962	1,935	1,914	1,903	1,902	1,905	1,916	1,929	1,945	1,961
1	1,869	1,830	1,950	1,924	1,903	1,893	1,893	1,896	1,907	1,920	1,937
2	1,921	1,864	1,825	1,945	1,920	1,899	1,890	1,890	1,893	1,904	1,917
3	2,001	1,917	1,860	1,821	1,941	1,917	1,896	1,888	1,888	1,891	1,902
4	2,083	1,992	1,908	1,851	1,814	1,935	1,912	1,892	1,885	1,885	1,888
5-9	11,589	11,219	10,764	10,255	9,784	9,409	9,287	9,234	9,239	9,291	9,375
5	2,191	2,066	1,975	1,892	1,836	1,801	1,924	1,902	1,883	1,877	1,877
6	2,298	2,173	2,048	1,957	1,876	1,822	1,790	1,914	1,893	1,874	1,869
7	2,366	2,279	2,154	2,029	1,940	1,862	1,810	1,779	1,904	1,884	1,866
8	2,373	2,346	2,259	2,135	2,012	1,925	1,850	1,799	1,769	1,895	1,875
9	2,361	2,355	2,328	2,242	2,120	1,999	1,913	1,840	1,790	1,761	1,888
10-14	11,630	11,615	11,561	11,492	11,366	11,144	10,809	10,398	9,938	9,508	9,167
10	2,349	2,343	2,337	2,311	2,227	2,107	1,987	1,903	1,831	1,782	1,754
11	2,347	2,330	2,325	2,319	2,295	2,213	2,095	1,977	1,894	1,823	1,775
12	2,344	2,325	2,309	2,304	2,301	2,279	2,199	2,084	1,968	1,885	1,815
13	2,329	2,319	2,301	2,285	2,283	2,283	2,263	2,186	2,072	1,958	1,875
14	2,261	2,298	2,289	2,273	2,260	2,262	2,265	2,248	2,173	2,060	1,948
15-19	8,944	9,478	9,973	10,355	10,629	10,776	10,854	10,893	10,916	10,867	10,707
15	2,140	2,223	2,261	2,253	2,242	2,233	2,240	2,246	2,231	2,158	2,046
16	1,958	2,093	2,177	2,216	2,214	2,209	2,206	2,216	2,225	2,212	2,141
17	1,779	1,903	2,040	2,125	2,172	2,177	2,178	2,179	2,192	2,204	2,193
18	1,607	1,717	1,843	1,981	2,074	2,129	2,140	2,146	2,152	2,168	2,183
19	1,460	1,542	1,652	1,780	1,927	2,028	2,090	2,106	2,116	2,125	2,144
20-24	5,482	5,686	5,974	6,361	6,871	7,499	8,166	8,808	9,345	9,745	10,000
20	1,316	1,392	1,475	1,587	1,724	1,879	1,987	2,054	2,074	2,087	2,100
21	1,189	1,247	1,325	1,410	1,530	1,676	1,838	1,950	2,021	2,044	2,061
22	1,074	1,120	1,180	1,260	1,353	1,482	1,635	1,801	1,917	1,990	2,017
23	988	1,006	1,053	1,115	1,204	1,305	1,441	1,598	1,768	1,886	1,963
24	915	921	941	989	1,060	1,157	1,265	1,405	1,565	1,738	1,859
25-29	3,898	3,810	3,765	3,766	3,867	4,078	4,409	4,838	5,374	6,007	6,722
25	863	851	859	880	937	1,016	1,119	1,232	1,375	1,537	1,711
26	813	801	791	801	830	894	980	1,087	1,203	1,349	1,512
27	772	755	745	737	755	791	861	951	1,060	1,178	1,325
28	737	717	702	693	693	718	760	833	926	1,037	1,156
29	713	686	668	655	652	659	689	735	810	906	1,018
30-34	3,448	3,300	3,148	3,005	2,908	2,862	2,867	2,930	3,051	3,250	3,537
30	704	667	641	624	617	621	632	666	714	792	888
31	698	661	625	601	590	588	596	611	647	696	776
32	694	660	625	590	570	564	566	576	594	632	683
33	683	660	627	593	563	547	544	549	561	581	620
34	669	652	630	597	568	542	529	528	535	549	570
35-39	3,221	3,148	3,067	2,976	2,885	2,796	2,703	2,614	2,542	2,508	2,513
35	661	641	624	603	574	548	525	514	515	523	538
36	656	636	616	600	583	557	533	511	502	505	514
37	649	632	613	593	581	566	542	520	499	492	496
38	635	626	610	591	575	565	552	529	508	489	484
39	620	613	604	589	572	560	551	540	518	499	481
40-44	2,803	2,791	2,785	2,773	2,753	2,722	2,688	2,651	2,611	2,565	2,512
40	602	598	592	583	571	556	546	539	529	509	490
41	582	581	577	572	565	555	542	533	528	520	500
42	557	560	561	557	554	549	541	529	521	518	511
43	537	536	539	541	539	538	535	528	517	511	509
44	525	516	516	520	524	524	524	522	516	507	502

Fuente: Ministerio de Economía, Dirección General de Estadística y Censos.

09- Cabañas: Estimaciones y proyecciones de la población masculina por años calendario y edades simples. 2005-2025

Edad	2005	2006	2007	2008	2009	2010	2011	2012	2013	2014	2015
45-49	2,543	2,477	2,419	2,377	2,359	2,364	2,385	2,413	2,436	2,448	2,443
45	520	505	497	497	503	509	511	512	511	506	498
46	515	501	487	480	482	490	497	500	502	501	497
47	505	497	483	470	465	469	478	486	490	493	492
48	502	488	480	466	456	452	458	467	476	481	484
49	501	486	472	464	453	444	441	448	457	467	472
50-54	2,336	2,330	2,315	2,276	2,228	2,174	2,133	2,105	2,096	2,101	2,123
50	504	485	470	457	450	441	433	431	439	448	458
51	488	489	470	455	444	439	431	423	422	430	440
52	467	474	475	456	442	432	429	421	414	413	422
53	443	453	460	461	443	430	421	419	412	406	405
54	434	429	440	447	449	432	419	411	409	404	398
55-59	2,090	2,054	2,016	2,002	2,007	2,026	2,033	2,031	2,012	1,984	1,946
55	425	421	416	427	435	438	421	409	401	400	396
56	423	412	408	403	415	424	428	411	399	393	392
57	416	410	399	396	391	404	414	418	403	391	385
58	417	405	399	388	387	382	396	405	411	396	384
59	409	406	394	388	379	378	374	388	398	404	389
60-64	1,885	1,888	1,888	1,873	1,853	1,827	1,804	1,783	1,787	1,804	1,830
60	403	398	395	383	378	371	370	366	381	391	397
61	389	392	387	384	373	369	363	363	359	374	383
62	378	378	382	377	374	364	360	355	356	352	366
63	364	367	368	372	367	365	355	352	347	348	344
64	351	353	356	357	361	358	356	347	344	339	340
65-69	1,554	1,562	1,573	1,587	1,602	1,620	1,633	1,641	1,637	1,627	1,610
65	336	340	342	345	347	351	348	347	339	336	331
66	324	325	329	331	335	337	342	339	338	330	327
67	310	312	314	318	321	325	328	332	330	329	321
68	298	298	301	303	307	310	315	318	322	320	320
69	286	287	287	290	292	297	300	305	308	312	311
70-74	1,227	1,244	1,260	1,271	1,281	1,289	1,303	1,319	1,340	1,361	1,382
70	275	275	276	276	280	282	287	290	295	299	303
71	260	264	265	266	266	270	272	277	281	286	290
72	245	250	254	255	256	256	260	263	268	272	277
73	230	235	240	244	245	246	247	251	254	259	263
74	217	220	225	230	234	235	237	238	242	245	249
75-79	831	854	883	915	944	967	983	997	1,010	1,022	1,033
75	200	208	211	215	220	224	225	227	228	232	235
76	179	190	198	201	205	210	214	215	217	218	222
77	162	168	179	187	190	194	198	202	203	205	206
78	150	151	157	168	175	178	182	186	190	191	193
79	140	137	138	144	154	161	164	167	172	176	177
80-84	496	507	518	527	538	553	572	596	622	645	665
80	124	126	123	124	130	139	146	149	152	157	161
81	109	115	117	114	115	121	129	136	139	142	146
82	96	100	106	108	105	106	112	119	126	129	132
83	85	88	92	97	99	96	97	103	110	116	119
84	82	78	80	84	89	91	88	89	95	101	107
85 y más	435	436	434	436	444	455	468	475	481	494	511

Fuente: Ministerio de Economía, Dirección General de Estadística y Censos.

09- Cabañas: Estimaciones y proyecciones de la población masculina por años calendario y edades simples. 2005-2025

Edad	2016	2017	2018	2019	2020	2021	2022	2023	2024	2025
Total	78,645	79,686	80,775	81,895	83,027	84,170	85,324	86,486	87,680	88,925
0-4	9,679	9,756	9,829	9,887	9,930	9,959	9,971	9,971	9,986	10,014
0	1,976	1,989	1,998	2,002	2,003	2,004	2,001	1,997	2,016	2,030
1	1,953	1,969	1,982	1,991	1,995	1,996	1,997	1,995	1,991	2,010
2	1,935	1,951	1,967	1,980	1,989	1,993	1,994	1,995	1,993	1,989
3	1,915	1,934	1,950	1,966	1,979	1,988	1,992	1,993	1,994	1,992
4	1,900	1,913	1,932	1,948	1,964	1,978	1,987	1,991	1,992	1,993
5-9	9,336	9,335	9,368	9,422	9,490	9,568	9,653	9,735	9,801	9,851
5	1,880	1,894	1,907	1,926	1,942	1,958	1,974	1,983	1,987	1,988
6	1,869	1,874	1,888	1,901	1,920	1,936	1,954	1,970	1,979	1,983
7	1,861	1,862	1,868	1,882	1,895	1,914	1,931	1,950	1,966	1,975
8	1,858	1,854	1,856	1,862	1,876	1,889	1,909	1,927	1,946	1,962
9	1,868	1,851	1,849	1,851	1,857	1,871	1,885	1,905	1,923	1,943
10-14	9,068	9,035	9,060	9,128	9,226	9,199	9,204	9,241	9,301	9,383
10	1,881	1,862	1,846	1,844	1,846	1,852	1,867	1,881	1,901	1,920
11	1,747	1,874	1,857	1,841	1,839	1,841	1,847	1,863	1,877	1,898
12	1,768	1,740	1,869	1,852	1,836	1,834	1,836	1,843	1,859	1,874
13	1,807	1,761	1,734	1,864	1,847	1,831	1,829	1,831	1,839	1,856
14	1,865	1,798	1,754	1,727	1,858	1,841	1,825	1,823	1,825	1,835
15-19	10,425	10,054	9,629	9,234	8,923	8,848	8,835	8,873	8,950	9,053
15	1,935	1,855	1,789	1,746	1,719	1,851	1,835	1,819	1,817	1,819
16	2,031	1,923	1,843	1,778	1,737	1,710	1,843	1,827	1,811	1,810
17	2,124	2,016	1,910	1,831	1,767	1,727	1,700	1,834	1,818	1,803
18	2,174	2,106	1,999	1,896	1,818	1,755	1,715	1,690	1,824	1,808
19	2,161	2,154	2,088	1,983	1,882	1,805	1,742	1,703	1,680	1,813
20-24	10,162	10,273	10,351	10,354	10,237	9,994	9,656	9,263	8,899	8,611
20	2,121	2,140	2,134	2,071	1,967	1,867	1,791	1,729	1,692	1,669
21	2,076	2,099	2,119	2,116	2,054	1,951	1,852	1,777	1,717	1,680
22	2,036	2,053	2,077	2,100	2,098	2,036	1,935	1,837	1,764	1,704
23	1,992	2,013	2,031	2,057	2,081	2,079	2,018	1,919	1,823	1,750
24	1,937	1,968	1,990	2,010	2,037	2,061	2,060	2,001	1,903	1,808
25-29	7,451	8,145	8,724	9,162	9,446	9,636	9,774	9,879	9,899	9,801
25	1,834	1,914	1,946	1,969	1,991	2,019	2,043	2,042	1,984	1,888
26	1,687	1,811	1,891	1,924	1,949	1,972	2,000	2,025	2,024	1,968
27	1,489	1,666	1,790	1,871	1,904	1,930	1,954	1,983	2,008	2,007
28	1,304	1,469	1,646	1,770	1,850	1,884	1,911	1,936	1,965	1,990
29	1,137	1,285	1,451	1,628	1,752	1,831	1,866	1,893	1,918	1,948
30-34	3,917	4,378	4,938	5,580	6,302	7,035	7,725	8,297	8,731	9,022
30	1,001	1,120	1,269	1,434	1,611	1,734	1,814	1,848	1,875	1,901
31	872	985	1,106	1,255	1,419	1,594	1,718	1,797	1,831	1,859
32	763	860	972	1,093	1,241	1,406	1,580	1,703	1,782	1,816
33	671	752	849	960	1,081	1,230	1,394	1,567	1,689	1,769
34	610	661	742	838	950	1,071	1,219	1,382	1,554	1,677
35-39	2,561	2,655	2,796	3,008	3,300	3,681	4,138	4,689	5,327	6,038
35	560	601	652	732	829	941	1,061	1,208	1,372	1,543
36	529	552	593	645	724	821	932	1,051	1,199	1,363
37	506	521	544	586	638	716	813	923	1,042	1,190
38	489	499	514	537	579	631	708	806	915	1,034
39	477	482	493	508	530	572	624	701	799	908
40-44	2,449	2,387	2,341	2,323	2,336	2,387	2,483	2,628	2,838	3,133
40	473	470	476	487	501	523	565	618	694	793
41	482	465	463	469	480	494	516	559	612	688
42	492	474	458	456	462	473	487	510	553	606
43	502	484	467	451	449	455	466	481	504	547
44	500	494	477	460	444	442	449	460	475	499

Fuente: Ministerio de Economía, Dirección General de Estadística y Censos.

09- Cabañas: Estimaciones y proyecciones de la población masculina por años calendario y edades simples. 2005-2025

Edad	2016	2017	2018	2019	2020	2021	2022	2023	2024	2025
45-49	2,430	2,418	2,399	2,367	2,324	2,271	2,220	2,182	2,172	2,190
45	493	492	486	470	453	437	436	443	454	470
46	489	486	485	479	463	447	432	431	438	449
47	488	482	479	478	472	456	442	427	426	433
48	484	481	475	472	471	466	450	437	422	421
49	476	477	474	468	465	465	460	444	432	417
50-54	2,157	2,201	2,236	2,259	2,266	2,263	2,255	2,241	2,213	2,178
50	464	469	470	467	462	459	459	454	439	427
51	450	457	462	463	461	456	453	453	448	433
52	432	443	450	455	457	455	450	447	447	442
53	414	425	436	444	449	451	449	444	441	441
54	397	407	418	430	437	442	444	443	438	435
55-59	1,917	1,902	1,907	1,924	1,955	1,996	2,041	2,078	2,103	2,113
55	390	390	400	412	424	430	435	437	437	432
56	388	383	384	394	406	418	424	429	431	431
57	384	381	377	378	388	400	412	418	423	425
58	378	377	375	371	372	382	394	406	412	418
59	377	371	371	369	365	366	376	388	400	407
60-64	1,840	1,847	1,835	1,813	1,783	1,761	1,752	1,757	1,774	1,810
60	382	370	365	365	363	359	360	370	382	395
61	389	376	364	359	359	357	353	354	364	377
62	375	382	370	358	353	353	351	347	348	359
63	358	368	375	363	352	347	347	345	341	343
64	336	351	361	368	356	345	341	341	339	336
65-69	1,599	1,585	1,594	1,614	1,643	1,659	1,668	1,657	1,639	1,618
65	332	329	344	354	361	349	338	334	334	333
66	324	325	322	337	346	353	342	331	327	328
67	319	316	317	314	329	338	345	334	324	321
68	313	311	308	309	306	321	330	337	326	317
69	311	304	303	300	301	298	313	321	328	319
70-74	1,397	1,408	1,408	1,404	1,394	1,385	1,374	1,384	1,402	1,434
70	302	302	295	294	292	293	290	304	312	320
71	294	293	293	286	285	283	284	282	295	304
72	281	285	284	284	277	276	274	275	273	287
73	267	271	275	275	275	268	267	265	266	265
74	253	257	261	265	265	265	259	258	256	258
75-79	1,047	1,065	1,086	1,106	1,125	1,141	1,153	1,155	1,152	1,146
75	239	243	247	251	255	255	255	249	248	248
76	225	229	233	237	241	245	245	245	239	239
77	210	214	218	222	226	230	234	234	234	228
78	194	199	203	207	210	214	218	222	222	222
79	179	180	185	189	193	197	201	205	209	209
80-84	678	691	702	715	729	746	763	780	797	815
80	162	164	166	171	175	179	182	186	190	195
81	150	151	153	155	160	164	167	170	174	178
82	135	139	140	142	144	149	153	155	158	162
83	122	125	128	129	131	133	138	142	144	147
84	109	112	115	118	119	121	123	127	131	133
85 y más	532	551	572	595	618	641	659	676	696	715

Fuente: Ministerio de Economía, Dirección General de Estadística y Censos.

09- Cabañas: Estimaciones y proyecciones de la población femenina por años calendario y edades simples. 2005-2025

Edad	2005	2006	2007	2008	2009	2010	2011	2012	2013	2014	2015
Total	82,077	82,075	82,071	82,065	82,259	82,595	83,066	83,652	84,336	85,118	85,971
0-4	9,239	9,083	8,993	8,971	9,004	9,094	9,046	9,035	9,054	9,096	9,155
0	1,725	1,867	1,840	1,821	1,811	1,810	1,813	1,824	1,837	1,852	1,868
1	1,774	1,717	1,859	1,832	1,814	1,805	1,804	1,807	1,818	1,831	1,847
2	1,830	1,769	1,712	1,854	1,828	1,810	1,802	1,801	1,804	1,815	1,828
3	1,913	1,826	1,765	1,708	1,850	1,825	1,807	1,800	1,799	1,802	1,813
4	1,997	1,904	1,817	1,756	1,701	1,844	1,820	1,803	1,796	1,796	1,799
5-9	11,162	10,790	10,335	9,821	9,343	8,941	8,817	8,760	8,767	8,823	8,930
5	2,107	1,980	1,888	1,801	1,742	1,688	1,833	1,810	1,794	1,788	1,788
6	2,214	2,089	1,962	1,870	1,786	1,729	1,678	1,824	1,801	1,786	1,781
7	2,279	2,195	2,070	1,943	1,854	1,773	1,718	1,668	1,815	1,793	1,779
8	2,286	2,259	2,175	2,051	1,926	1,839	1,761	1,708	1,659	1,806	1,784
9	2,276	2,267	2,240	2,156	2,035	1,912	1,827	1,750	1,698	1,650	1,798
10-14	11,351	11,268	11,170	11,073	10,934	10,706	10,368	9,952	9,486	9,046	8,677
10	2,267	2,257	2,249	2,222	2,140	2,021	1,900	1,816	1,740	1,689	1,642
11	2,271	2,247	2,238	2,230	2,205	2,125	2,008	1,888	1,805	1,730	1,680
12	2,280	2,250	2,226	2,217	2,212	2,188	2,111	1,995	1,876	1,794	1,720
13	2,285	2,256	2,227	2,203	2,197	2,195	2,172	2,097	1,982	1,864	1,783
14	2,248	2,258	2,230	2,201	2,180	2,177	2,177	2,156	2,083	1,969	1,852
15-19	9,469	9,874	10,224	10,461	10,599	10,623	10,597	10,562	10,531	10,449	10,269
15	2,165	2,216	2,226	2,199	2,174	2,157	2,156	2,158	2,139	2,067	1,955
16	2,024	2,128	2,180	2,190	2,167	2,146	2,132	2,135	2,138	2,122	2,051
17	1,887	1,982	2,086	2,139	2,155	2,135	2,117	2,106	2,111	2,117	2,103
18	1,752	1,842	1,937	2,042	2,101	2,120	2,104	2,089	2,081	2,087	2,096
19	1,641	1,706	1,795	1,891	2,002	2,065	2,088	2,074	2,062	2,056	2,064
20-24	6,681	6,911	7,187	7,524	7,938	8,408	8,885	9,317	9,648	9,863	9,954
20	1,525	1,593	1,659	1,747	1,850	1,964	2,032	2,057	2,046	2,037	2,032
21	1,418	1,477	1,545	1,612	1,706	1,812	1,930	2,001	2,029	2,021	2,013
22	1,318	1,371	1,430	1,499	1,573	1,669	1,779	1,900	1,974	2,004	1,998
23	1,243	1,272	1,325	1,385	1,461	1,537	1,637	1,750	1,874	1,950	1,982
24	1,177	1,198	1,228	1,281	1,348	1,426	1,507	1,609	1,725	1,851	1,929
25-29	5,217	5,221	5,258	5,327	5,472	5,692	5,991	6,349	6,774	7,257	7,793
25	1,131	1,133	1,155	1,186	1,244	1,316	1,396	1,480	1,584	1,703	1,830
26	1,081	1,089	1,091	1,114	1,150	1,213	1,287	1,371	1,457	1,563	1,684
27	1,038	1,040	1,049	1,051	1,080	1,120	1,185	1,263	1,349	1,437	1,545
28	997	999	1,001	1,011	1,018	1,052	1,095	1,162	1,242	1,330	1,420
29	970	960	962	965	980	991	1,028	1,073	1,142	1,224	1,314
30-34	4,702	4,601	4,505	4,426	4,398	4,423	4,489	4,602	4,754	4,964	5,234
30	959	935	926	929	936	956	969	1,009	1,057	1,127	1,209
31	953	926	903	894	902	913	936	951	993	1,043	1,114
32	948	922	896	873	869	880	894	919	936	980	1,032
33	931	917	892	866	849	847	862	878	905	923	968
34	911	901	888	864	842	827	828	845	863	891	911
35-39	4,330	4,288	4,238	4,177	4,122	4,068	4,020	3,983	3,971	3,997	4,067
35	896	884	874	862	841	822	810	813	831	850	879
36	886	869	858	848	840	821	805	795	800	819	838
37	873	860	844	833	827	821	805	790	782	788	808
38	850	849	836	821	813	809	806	792	778	772	779
39	825	826	826	813	801	795	794	793	780	768	763
40-44	3,650	3,698	3,747	3,786	3,810	3,816	3,814	3,811	3,807	3,796	3,780
40	796	803	804	804	795	785	781	782	782	770	759
41	763	774	781	783	786	779	771	769	771	772	761
42	725	742	754	761	766	771	766	759	759	762	764
43	694	705	722	735	744	751	758	754	750	750	754
44	672	674	686	703	719	730	738	747	745	742	742

Fuente: Ministerio de Economía, Dirección General de Estadística y Censos.

09- Cabañas: Estimaciones y proyecciones de la población femenina por años calendario y edades simples. 2005-2025

Edad	2005	2006	2007	2008	2009	2010	2011	2012	2013	2014	2015
45-49	3,184	3,153	3,137	3,142	3,176	3,234	3,314	3,401	3,482	3,543	3,584
45	662	654	656	669	688	706	719	728	738	738	735
46	648	645	637	639	655	676	695	709	719	731	732
47	632	631	629	621	625	643	665	685	700	712	725
48	623	616	615	614	608	613	633	656	677	693	706
49	619	607	600	599	600	596	602	623	648	669	686
50-54	2,850	2,867	2,878	2,866	2,848	2,828	2,822	2,834	2,874	2,941	3,021
50	619	603	592	585	586	588	585	592	615	641	662
51	597	603	588	577	572	574	578	575	584	608	634
52	569	582	589	574	565	561	564	570	567	578	601
53	538	555	568	575	562	554	551	555	561	560	571
54	527	524	541	555	563	551	544	542	547	554	553
55-59	2,541	2,507	2,473	2,471	2,493	2,540	2,577	2,609	2,620	2,623	2,627
55	516	514	511	528	544	553	541	535	534	540	548
56	515	503	501	498	517	534	544	532	527	527	534
57	506	502	490	489	487	507	525	535	524	520	521
58	507	493	490	478	478	477	498	516	527	517	514
59	497	495	481	478	467	469	469	491	508	519	510
60-64	2,291	2,302	2,308	2,293	2,281	2,258	2,241	2,227	2,245	2,285	2,344
60	490	485	483	469	468	457	460	461	483	501	512
61	473	477	474	472	459	459	448	452	453	476	494
62	461	461	465	462	461	450	450	440	444	446	469
63	442	449	449	453	451	451	441	442	432	437	439
64	425	430	437	437	442	441	442	432	433	425	430
65-69	1,859	1,884	1,909	1,941	1,971	2,003	2,027	2,047	2,049	2,051	2,039
65	405	413	418	426	427	432	432	433	424	425	417
66	389	393	401	406	415	416	422	422	424	416	417
67	370	377	381	389	395	405	406	412	413	415	407
68	356	357	364	368	377	384	394	396	402	403	405
69	339	344	345	352	357	366	373	384	386	392	393
70-74	1,448	1,472	1,497	1,516	1,538	1,561	1,593	1,625	1,667	1,704	1,741
70	325	326	331	332	340	345	355	362	373	375	381
71	307	313	314	319	320	329	334	344	351	362	365
72	289	295	301	302	308	310	318	323	333	341	352
73	271	278	284	290	291	297	299	307	313	323	331
74	256	260	267	273	279	280	287	289	297	303	312
75-79	984	1,010	1,044	1,082	1,117	1,148	1,172	1,199	1,222	1,246	1,270
75	236	244	248	255	262	268	269	276	278	285	291
76	213	225	233	237	243	250	256	257	264	266	273
77	191	201	212	220	224	230	237	243	244	252	254
78	177	178	188	198	206	210	216	223	229	230	238
79	167	162	163	172	182	190	194	200	207	213	214
80-84	593	606	620	629	643	662	686	716	748	779	807
80	148	148	144	145	153	164	172	176	181	189	195
81	129	138	139	135	136	144	154	162	166	170	178
82	115	120	128	129	126	127	134	144	151	155	159
83	102	106	111	118	119	117	118	125	134	141	144
84	99	94	98	102	109	110	108	109	116	124	131
85 y más	526	540	548	559	572	590	607	623	637	655	679

Fuente: Ministerio de Economía, Dirección General de Estadística y Censos.

09- Cabañas: Estimaciones y proyecciones de la población femenina por años calendario y edades simples. 2005-2025

Edad	2016	2017	2018	2019	2020	2021	2022	2023	2024	2025
Total	86,890	87,877	88,908	89,978	91,067	92,186	93,326	94,480	95,664	96,893
0-4	9,227	9,299	9,367	9,424	9,466	9,495	9,509	9,510	9,523	9,550
0	1,882	1,894	1,902	1,907	1,909	1,909	1,907	1,903	1,920	1,936
1	1,863	1,877	1,889	1,898	1,903	1,905	1,905	1,903	1,899	1,916
2	1,845	1,861	1,875	1,887	1,896	1,901	1,903	1,903	1,901	1,897
3	1,826	1,843	1,860	1,874	1,886	1,895	1,900	1,902	1,902	1,900
4	1,811	1,824	1,841	1,858	1,872	1,885	1,894	1,899	1,901	1,901
5-9	8,894	8,899	8,931	8,983	9,050	9,126	9,208	9,288	9,355	9,403
5	1,791	1,805	1,818	1,835	1,852	1,867	1,882	1,891	1,896	1,898
6	1,781	1,786	1,800	1,813	1,830	1,847	1,864	1,879	1,888	1,893
7	1,774	1,775	1,781	1,795	1,808	1,825	1,843	1,861	1,876	1,885
8	1,772	1,768	1,770	1,776	1,790	1,803	1,821	1,840	1,858	1,873
9	1,776	1,765	1,762	1,764	1,770	1,784	1,798	1,817	1,837	1,854
10-14	8,576	8,537	8,563	8,637	8,758	8,736	8,748	8,788	8,850	8,931
10	1,790	1,769	1,759	1,756	1,758	1,764	1,779	1,794	1,813	1,833
11	1,634	1,782	1,762	1,752	1,750	1,752	1,758	1,774	1,789	1,809
12	1,671	1,625	1,774	1,755	1,745	1,743	1,745	1,753	1,769	1,784
13	1,710	1,661	1,617	1,766	1,747	1,738	1,736	1,738	1,747	1,764
14	1,771	1,700	1,651	1,608	1,758	1,739	1,730	1,729	1,732	1,741
15-19	9,971	9,587	9,148	8,732	8,385	8,305	8,286	8,325	8,411	8,543
15	1,839	1,758	1,689	1,640	1,598	1,749	1,730	1,721	1,721	1,725
16	1,939	1,825	1,745	1,677	1,628	1,588	1,739	1,720	1,712	1,712
17	2,033	1,923	1,809	1,731	1,663	1,616	1,576	1,728	1,709	1,702
18	2,084	2,016	1,906	1,794	1,717	1,650	1,604	1,564	1,717	1,698
19	2,076	2,065	1,999	1,890	1,779	1,702	1,637	1,592	1,552	1,706
20-24	9,983	9,998	10,013	9,975	9,830	9,562	9,207	8,797	8,404	8,078
20	2,042	2,055	2,046	1,983	1,874	1,764	1,688	1,624	1,580	1,540
21	2,010	2,021	2,036	2,029	1,967	1,859	1,750	1,675	1,612	1,568
22	1,992	1,990	2,003	2,019	2,013	1,951	1,846	1,738	1,663	1,601
23	1,977	1,973	1,972	1,987	2,004	1,998	1,938	1,834	1,727	1,652
24	1,962	1,959	1,956	1,957	1,972	1,990	1,985	1,926	1,822	1,717
25-29	8,325	8,804	9,175	9,424	9,544	9,604	9,645	9,681	9,660	9,532
25	1,911	1,944	1,943	1,941	1,943	1,958	1,978	1,973	1,915	1,811
26	1,813	1,894	1,929	1,929	1,927	1,931	1,946	1,967	1,962	1,905
27	1,667	1,798	1,879	1,916	1,916	1,916	1,920	1,935	1,957	1,952
28	1,529	1,653	1,784	1,866	1,904	1,905	1,906	1,910	1,925	1,948
29	1,405	1,515	1,640	1,772	1,854	1,894	1,895	1,896	1,901	1,916
30-34	5,577	5,968	6,421	6,931	7,493	8,045	8,540	8,929	9,191	9,327
30	1,300	1,393	1,503	1,629	1,762	1,845	1,885	1,887	1,888	1,893
31	1,196	1,288	1,383	1,493	1,619	1,754	1,837	1,877	1,879	1,881
32	1,103	1,185	1,278	1,374	1,485	1,611	1,746	1,830	1,870	1,873
33	1,021	1,092	1,175	1,269	1,366	1,477	1,603	1,739	1,823	1,864
34	957	1,010	1,082	1,166	1,261	1,358	1,469	1,596	1,731	1,816
35-39	4,167	4,313	4,489	4,718	5,004	5,361	5,769	6,232	6,751	7,321
35	901	948	1,001	1,073	1,159	1,254	1,351	1,462	1,588	1,725
36	869	892	939	993	1,066	1,152	1,247	1,344	1,456	1,582
37	828	860	883	931	986	1,059	1,145	1,240	1,338	1,451
38	799	821	852	876	924	979	1,053	1,139	1,235	1,333
39	770	792	814	845	869	917	973	1,047	1,134	1,230
40-44	3,765	3,752	3,762	3,805	3,888	4,001	4,152	4,336	4,573	4,867
40	756	763	786	808	839	863	911	967	1,042	1,130
41	751	748	756	780	802	833	857	905	962	1,038
42	754	744	741	750	774	797	828	852	901	958
43	757	747	738	735	744	769	792	824	848	897
44	747	750	741	732	729	739	764	788	820	844

Fuente: Ministerio de Economía, Dirección General de Estadística y Censos.

09- Cabañas: Estimaciones y proyecciones de la población femenina por años calendario y edades simples. 2005-2025

Edad	2016	2017	2018	2019	2020	2021	2022	2023	2024	2025
45-49	3,609	3,629	3,640	3,640	3,633	3,623	3,619	3,637	3,687	3,781
45	736	741	745	736	727	724	734	760	784	817
46	729	730	736	740	731	722	719	730	756	781
47	726	724	725	731	735	726	718	715	726	753
48	719	721	719	720	726	730	722	714	711	723
49	699	713	715	713	714	721	726	718	710	707
50-54	3,123	3,227	3,321	3,390	3,435	3,470	3,498	3,516	3,523	3,525
50	679	693	707	709	707	709	717	722	714	706
51	656	673	687	701	703	703	705	713	718	710
52	628	650	667	681	695	698	698	700	708	714
53	595	622	644	661	675	690	693	693	695	704
54	565	589	616	638	655	670	685	688	688	691
55-59	2,640	2,668	2,718	2,788	2,877	2,983	3,091	3,188	3,261	3,314
55	547	559	583	610	633	650	665	680	683	684
56	542	541	553	577	605	628	645	660	675	679
57	528	536	535	547	572	600	623	640	655	671
58	515	522	530	529	542	567	595	618	635	650
59	508	510	517	525	525	538	563	590	613	630
60-64	2,389	2,434	2,457	2,474	2,487	2,506	2,538	2,592	2,665	2,754
60	503	502	504	512	520	520	533	558	585	608
61	505	497	496	499	507	515	515	528	553	580
62	487	499	491	491	494	502	510	510	523	548
63	462	481	492	486	486	489	497	505	505	518
64	432	455	474	486	480	480	483	491	499	500
65-69	2,032	2,032	2,063	2,110	2,176	2,229	2,278	2,305	2,322	2,336
65	422	425	449	468	480	474	474	477	485	493
66	409	415	419	443	462	474	468	468	471	479
67	408	401	408	412	436	455	467	461	461	464
68	398	401	394	401	405	429	448	459	454	454
69	395	390	393	386	393	397	421	440	451	446
70-74	1,771	1,797	1,808	1,819	1,817	1,819	1,824	1,856	1,903	1,969
70	383	386	382	385	378	385	389	413	431	442
71	371	374	377	373	376	369	376	380	404	422
72	355	361	364	367	363	366	360	367	371	395
73	342	345	351	354	357	353	356	350	357	362
74	320	331	334	340	343	346	343	346	340	348
75-79	1,302	1,337	1,379	1,417	1,453	1,484	1,510	1,522	1,535	1,538
75	300	309	320	323	329	332	335	332	335	330
76	279	289	298	309	311	317	320	324	321	324
77	261	267	276	285	296	298	304	307	311	309
78	240	247	253	262	271	282	284	290	293	297
79	222	225	232	238	246	255	267	269	275	278
80-84	829	856	882	906	928	958	990	1,030	1,064	1,099
80	196	204	208	214	220	229	238	249	251	258
81	184	185	193	197	202	208	217	226	236	238
82	167	173	174	181	185	190	196	205	213	223
83	148	156	162	163	169	173	178	184	192	200
84	134	138	145	151	152	158	161	166	172	180
85 y más	710	740	771	805	843	879	914	948	986	1,025

Fuente: Ministerio de Economía, Dirección General de Estadística y Censos.

10- San Vicente: Estimaciones y proyecciones de la población de ambos sexos por años calendario y edades simples. 2005-2025

Edad	2005	2006	2007	2008	2009	2010	2011	2012	2013	2014	2015
Total	168,983	169,378	169,797	170,253	171,057	172,135	173,458	174,961	176,619	178,381	180,235
0-4	18,408	17,832	17,395	16,945	16,595	16,293	16,218	16,193	16,202	16,238	16,284
0	3,571	3,341	3,300	3,271	3,255	3,255	3,258	3,266	3,274	3,288	3,294
1	3,592	3,545	3,318	3,277	3,251	3,236	3,236	3,240	3,248	3,258	3,272
2	3,690	3,584	3,537	3,310	3,269	3,245	3,230	3,230	3,234	3,242	3,254
3	3,697	3,681	3,575	3,528	3,304	3,263	3,239	3,226	3,226	3,230	3,238
4	3,858	3,681	3,665	3,559	3,516	3,294	3,255	3,231	3,220	3,220	3,226
5-9	21,809	21,024	20,172	19,458	18,817	18,324	17,790	17,394	16,980	16,653	16,373
5	4,036	3,860	3,685	3,669	3,566	3,524	3,304	3,267	3,241	3,232	3,232
6	4,227	4,036	3,860	3,687	3,674	3,572	3,532	3,314	3,277	3,253	3,244
7	4,384	4,223	4,032	3,858	3,689	3,676	3,578	3,540	3,322	3,285	3,263
8	4,531	4,379	4,219	4,028	3,859	3,691	3,680	3,586	3,546	3,330	3,295
9	4,631	4,526	4,376	4,216	4,029	3,861	3,696	3,687	3,594	3,553	3,339
10-14	22,962	23,143	23,086	22,794	22,346	21,723	20,987	20,194	19,541	18,940	18,481
10	4,684	4,628	4,523	4,373	4,217	4,032	3,866	3,703	3,695	3,601	3,562
11	4,684	4,678	4,622	4,518	4,372	4,219	4,036	3,872	3,710	3,702	3,609
12	4,656	4,674	4,669	4,614	4,514	4,370	4,220	4,040	3,878	3,716	3,708
13	4,549	4,639	4,658	4,654	4,605	4,509	4,366	4,219	4,041	3,881	3,720
14	4,389	4,524	4,614	4,635	4,638	4,593	4,499	4,360	4,217	4,040	3,882
15-19	18,807	19,570	20,325	21,046	21,691	22,210	22,512	22,579	22,403	22,051	21,506
15	4,170	4,352	4,488	4,580	4,608	4,618	4,577	4,487	4,351	4,212	4,037
16	3,968	4,123	4,306	4,443	4,544	4,580	4,596	4,560	4,473	4,340	4,205
17	3,765	3,908	4,066	4,250	4,398	4,508	4,551	4,572	4,540	4,457	4,327
18	3,564	3,697	3,841	4,002	4,197	4,355	4,473	4,521	4,547	4,519	4,439
19	3,340	3,490	3,624	3,771	3,944	4,149	4,315	4,439	4,492	4,523	4,498
20-24	14,007	14,419	14,951	15,574	16,330	17,192	18,130	19,074	19,997	20,808	21,456
20	3,115	3,262	3,415	3,549	3,709	3,893	4,106	4,278	4,408	4,466	4,500
21	2,932	3,034	3,184	3,339	3,486	3,655	3,849	4,067	4,244	4,379	4,440
22	2,778	2,852	2,955	3,108	3,275	3,432	3,611	3,809	4,033	4,215	4,352
23	2,652	2,698	2,775	2,879	3,044	3,221	3,388	3,571	3,775	4,003	4,188
24	2,530	2,573	2,622	2,699	2,816	2,991	3,176	3,349	3,537	3,745	3,976
25-29	11,685	11,646	11,652	11,714	11,933	12,324	12,906	13,624	14,453	15,363	16,344
25	2,450	2,453	2,498	2,548	2,637	2,765	2,949	3,138	3,316	3,507	3,719
26	2,398	2,375	2,380	2,427	2,489	2,588	2,725	2,913	3,106	3,288	3,481
27	2,352	2,324	2,304	2,311	2,369	2,440	2,548	2,691	2,882	3,078	3,261
28	2,280	2,281	2,254	2,237	2,254	2,321	2,400	2,514	2,662	2,854	3,052
29	2,205	2,213	2,216	2,191	2,184	2,210	2,284	2,368	2,487	2,636	2,831
30-34	10,341	10,297	10,256	10,234	10,246	10,293	10,387	10,544	10,780	11,138	11,639
30	2,149	2,141	2,151	2,155	2,140	2,140	2,174	2,253	2,341	2,464	2,614
31	2,107	2,090	2,083	2,095	2,108	2,100	2,107	2,145	2,229	2,319	2,445
32	2,075	2,054	2,038	2,033	2,053	2,072	2,070	2,081	2,123	2,209	2,301
33	2,033	2,025	2,005	1,990	1,993	2,019	2,043	2,046	2,060	2,104	2,192
34	1,977	1,987	1,979	1,961	1,952	1,962	1,993	2,019	2,027	2,042	2,087
35-39	8,952	9,058	9,163	9,247	9,326	9,378	9,419	9,483	9,573	9,676	9,795
35	1,907	1,935	1,945	1,939	1,928	1,924	1,938	1,972	2,001	2,011	2,028
36	1,837	1,869	1,897	1,908	1,908	1,902	1,901	1,918	1,954	1,985	1,997
37	1,786	1,801	1,834	1,863	1,879	1,884	1,881	1,883	1,902	1,939	1,971
38	1,734	1,752	1,767	1,802	1,835	1,855	1,864	1,863	1,868	1,887	1,925
39	1,688	1,701	1,720	1,735	1,776	1,813	1,835	1,847	1,848	1,854	1,874
40-44	7,589	7,688	7,806	7,930	8,054	8,210	8,380	8,562	8,730	8,872	8,973
40	1,629	1,656	1,670	1,690	1,710	1,755	1,794	1,819	1,833	1,835	1,842
41	1,575	1,597	1,625	1,639	1,664	1,688	1,736	1,778	1,804	1,819	1,822
42	1,505	1,541	1,563	1,592	1,610	1,639	1,667	1,717	1,761	1,788	1,804
43	1,455	1,471	1,508	1,531	1,565	1,585	1,618	1,648	1,700	1,745	1,773
44	1,425	1,423	1,440	1,478	1,505	1,543	1,565	1,600	1,632	1,685	1,732

Fuente: Ministerio de Economía, Dirección General de Estadística y Censos.

10- San Vicente: Estimaciones y proyecciones de la población de ambos sexos por años calendario y edades simples. 2005-2025

Edad	2005	2006	2007	2008	2009	2010	2011	2012	2013	2014	2015
45-49	6,724	6,745	6,747	6,755	6,800	6,899	7,052	7,229	7,420	7,599	7,795
45	1,409	1,393	1,393	1,411	1,451	1,482	1,522	1,547	1,583	1,617	1,671
46	1,394	1,379	1,364	1,365	1,387	1,429	1,463	1,504	1,531	1,568	1,603
47	1,351	1,365	1,351	1,337	1,341	1,367	1,411	1,447	1,489	1,516	1,554
48	1,309	1,324	1,340	1,326	1,316	1,322	1,350	1,396	1,434	1,476	1,503
49	1,261	1,284	1,299	1,316	1,305	1,299	1,306	1,335	1,383	1,422	1,464
50-54	5,832	5,876	5,943	6,006	6,088	6,158	6,223	6,271	6,332	6,418	6,549
50	1,235	1,236	1,260	1,276	1,296	1,288	1,284	1,292	1,322	1,370	1,410
51	1,202	1,211	1,212	1,236	1,255	1,277	1,271	1,269	1,279	1,308	1,357
52	1,168	1,178	1,188	1,190	1,216	1,237	1,260	1,256	1,255	1,266	1,295
53	1,126	1,147	1,157	1,167	1,172	1,200	1,222	1,246	1,243	1,243	1,255
54	1,101	1,104	1,126	1,137	1,149	1,156	1,186	1,208	1,233	1,231	1,232
55-59	5,287	5,250	5,234	5,246	5,279	5,336	5,409	5,507	5,607	5,719	5,812
55	1,088	1,079	1,084	1,106	1,118	1,132	1,141	1,171	1,195	1,220	1,219
56	1,076	1,067	1,058	1,063	1,087	1,100	1,116	1,126	1,157	1,181	1,207
57	1,056	1,055	1,046	1,038	1,046	1,070	1,084	1,101	1,113	1,144	1,168
58	1,037	1,034	1,033	1,026	1,020	1,030	1,054	1,069	1,087	1,100	1,131
59	1,030	1,015	1,013	1,013	1,008	1,004	1,014	1,040	1,055	1,074	1,087
60-64	4,716	4,771	4,799	4,803	4,790	4,773	4,765	4,782	4,827	4,883	4,956
60	1,017	1,009	994	992	993	991	988	999	1,025	1,041	1,060
61	993	995	987	972	971	974	974	973	984	1,010	1,026
62	946	971	973	966	953	952	956	957	958	969	994
63	897	922	947	950	945	932	934	938	940	941	952
64	863	874	898	923	928	924	913	915	920	922	924
65-69	3,890	3,916	3,957	4,013	4,085	4,160	4,228	4,276	4,305	4,313	4,317
65	837	839	851	874	901	906	904	894	897	902	904
66	812	813	816	829	852	880	886	884	876	879	884
67	777	789	791	795	807	832	859	867	865	858	862
68	743	754	766	770	775	787	811	839	847	845	840
69	721	721	733	745	750	755	768	792	820	829	827
70-74	3,110	3,196	3,262	3,303	3,336	3,365	3,404	3,455	3,519	3,600	3,684
70	706	700	701	713	725	731	736	749	773	802	812
71	675	685	679	681	694	705	711	717	731	755	784
72	629	654	664	659	661	674	685	692	699	713	737
73	570	608	632	641	637	640	653	665	672	679	693
74	530	549	586	609	619	615	619	632	644	651	658
75-79	2,187	2,224	2,275	2,353	2,445	2,541	2,620	2,681	2,726	2,765	2,800
75	495	509	528	564	587	597	593	597	610	622	629
76	472	474	488	506	541	564	574	570	574	587	599
77	440	449	451	465	483	516	539	548	545	549	562
78	407	414	423	425	439	455	488	509	519	518	522
79	373	378	385	393	395	409	426	457	478	489	488
80-84	1,358	1,380	1,425	1,471	1,516	1,547	1,581	1,628	1,698	1,778	1,861
80	327	338	343	350	358	361	375	392	422	443	453
81	288	307	318	323	330	337	340	354	370	398	419
82	262	269	287	298	302	309	316	319	332	348	374
83	240	244	251	267	278	282	288	295	299	310	326
84	241	222	226	233	248	258	262	268	275	279	289
85 y más	1,319	1,343	1,349	1,361	1,380	1,409	1,447	1,485	1,526	1,567	1,610

Fuente: Ministerio de Economía, Dirección General de Estadística y Censos.

10- San Vicente: Estimaciones y proyecciones de la población de ambos sexos por años calendario y edades simples. 2005-2025

Edad	2016	2017	2018	2019	2020	2021	2022	2023	2024	2025
Total	182,157	184,127	186,110	188,104	190,093	192,075	194,037	195,966	197,891	199,786
0-4	16,330	16,370	16,391	16,382	16,352	16,294	16,205	16,097	16,009	15,936
0	3,299	3,298	3,291	3,277	3,260	3,239	3,207	3,180	3,186	3,184
1	3,279	3,285	3,284	3,277	3,264	3,247	3,226	3,195	3,169	3,175
2	3,268	3,275	3,281	3,280	3,273	3,261	3,244	3,223	3,193	3,167
3	3,250	3,266	3,273	3,279	3,278	3,271	3,259	3,242	3,221	3,191
4	3,234	3,246	3,262	3,269	3,277	3,276	3,269	3,257	3,240	3,219
5-9	16,311	16,295	16,311	16,349	16,391	16,435	16,477	16,497	16,490	16,454
5	3,238	3,246	3,258	3,272	3,279	3,289	3,286	3,279	3,267	3,248
6	3,242	3,250	3,258	3,268	3,282	3,289	3,299	3,296	3,289	3,275
7	3,254	3,252	3,260	3,268	3,276	3,290	3,299	3,307	3,304	3,297
8	3,273	3,264	3,262	3,270	3,276	3,284	3,300	3,307	3,315	3,312
9	3,304	3,283	3,273	3,271	3,278	3,283	3,293	3,308	3,315	3,322
10-14	17,969	17,584	17,187	16,870	16,585	16,517	16,494	16,502	16,539	16,581
10	3,348	3,314	3,292	3,282	3,279	3,285	3,292	3,301	3,316	3,322
11	3,570	3,357	3,323	3,300	3,289	3,286	3,294	3,299	3,308	3,323
12	3,616	3,578	3,365	3,330	3,307	3,295	3,293	3,301	3,306	3,314
13	3,713	3,621	3,584	3,371	3,335	3,312	3,300	3,298	3,307	3,311
14	3,722	3,714	3,623	3,587	3,375	3,339	3,315	3,303	3,302	3,311
15-19	20,840	20,099	19,481	18,907	18,468	17,977	17,603	17,210	16,893	16,607
15	3,880	3,721	3,713	3,624	3,588	3,376	3,339	3,315	3,304	3,303
16	4,032	3,874	3,717	3,710	3,623	3,587	3,375	3,338	3,314	3,304
17	4,195	4,023	3,867	3,711	3,706	3,619	3,584	3,372	3,335	3,310
18	4,312	4,184	4,014	3,859	3,703	3,700	3,613	3,579	3,367	3,330
19	4,421	4,297	4,170	4,003	3,848	3,695	3,692	3,606	3,573	3,360
20-24	21,866	22,021	21,912	21,621	21,130	20,511	19,813	19,233	18,683	18,262
20	4,478	4,403	4,280	4,157	3,991	3,838	3,686	3,684	3,598	3,565
21	4,478	4,458	4,383	4,263	4,143	3,979	3,827	3,676	3,674	3,588
22	4,417	4,457	4,438	4,365	4,247	4,130	3,967	3,816	3,665	3,663
23	4,329	4,396	4,436	4,419	4,348	4,232	4,116	3,955	3,804	3,654
24	4,164	4,307	4,375	4,417	4,401	4,332	4,217	4,102	3,942	3,792
25-29	17,374	18,403	19,389	20,247	20,938	21,378	21,561	21,484	21,221	20,755
25	3,952	4,143	4,286	4,356	4,399	4,385	4,316	4,202	4,088	3,928
26	3,696	3,931	4,121	4,266	4,337	4,382	4,368	4,301	4,187	4,073
27	3,458	3,674	3,911	4,101	4,248	4,319	4,364	4,351	4,284	4,171
28	3,238	3,436	3,653	3,890	4,082	4,229	4,301	4,346	4,333	4,267
29	3,030	3,219	3,418	3,634	3,872	4,063	4,212	4,284	4,329	4,316
30-34	12,296	13,066	13,932	14,870	15,873	16,921	17,954	18,946	19,811	20,504
30	2,811	3,010	3,200	3,399	3,615	3,853	4,045	4,194	4,266	4,312
31	2,596	2,793	2,993	3,182	3,382	3,598	3,835	4,027	4,176	4,249
32	2,428	2,580	2,777	2,977	3,166	3,368	3,583	3,819	4,011	4,160
33	2,285	2,412	2,565	2,761	2,963	3,152	3,353	3,568	3,803	3,995
34	2,176	2,271	2,397	2,551	2,747	2,950	3,138	3,338	3,555	3,788
35-39	9,946	10,151	10,421	10,804	11,317	11,978	12,749	13,618	14,558	15,553
35	2,073	2,163	2,258	2,386	2,539	2,735	2,937	3,124	3,326	3,542
36	2,016	2,061	2,151	2,247	2,375	2,527	2,723	2,925	3,113	3,313
37	1,985	2,005	2,051	2,142	2,237	2,365	2,517	2,713	2,915	3,101
38	1,959	1,974	1,996	2,042	2,133	2,227	2,355	2,509	2,704	2,903
39	1,913	1,948	1,965	1,987	2,033	2,124	2,217	2,347	2,500	2,694
40-44	9,051	9,144	9,260	9,387	9,526	9,687	9,903	10,180	10,564	11,077
40	1,863	1,903	1,939	1,956	1,978	2,023	2,115	2,209	2,338	2,491
41	1,830	1,852	1,893	1,929	1,946	1,968	2,014	2,107	2,199	2,328
42	1,808	1,817	1,840	1,881	1,917	1,934	1,957	2,004	2,096	2,188
43	1,790	1,795	1,805	1,828	1,869	1,905	1,923	1,947	1,994	2,085
44	1,760	1,777	1,783	1,793	1,816	1,857	1,894	1,913	1,937	1,985

Fuente: Ministerio de Economía, Dirección General de Estadística y Censos.

10- San Vicente: Estimaciones y proyecciones de la población de ambos sexos por años calendario y edades simples. 2005-2025

Edad	2016	2017	2018	2019	2020	2021	2022	2023	2024	2025
45-49	8,000	8,210	8,398	8,555	8,667	8,757	8,862	8,986	9,121	9,266
45	1,718	1,748	1,765	1,771	1,781	1,804	1,847	1,884	1,903	1,927
46	1,658	1,706	1,736	1,753	1,759	1,770	1,794	1,837	1,874	1,893
47	1,590	1,646	1,694	1,724	1,741	1,748	1,760	1,784	1,827	1,864
48	1,542	1,579	1,635	1,683	1,713	1,731	1,739	1,751	1,775	1,817
49	1,492	1,531	1,568	1,624	1,673	1,704	1,722	1,730	1,742	1,765
50-54	6,724	6,913	7,113	7,304	7,512	7,726	7,941	8,131	8,291	8,405
50	1,453	1,481	1,520	1,557	1,613	1,663	1,694	1,712	1,720	1,731
51	1,398	1,441	1,469	1,509	1,546	1,603	1,653	1,683	1,701	1,708
52	1,345	1,386	1,429	1,458	1,499	1,536	1,592	1,642	1,672	1,689
53	1,284	1,333	1,374	1,418	1,447	1,488	1,525	1,580	1,630	1,660
54	1,244	1,272	1,321	1,362	1,407	1,436	1,477	1,514	1,568	1,617
55-59	5,893	5,956	6,024	6,122	6,259	6,437	6,628	6,833	7,027	7,229
55	1,221	1,232	1,260	1,309	1,351	1,396	1,425	1,466	1,503	1,556
56	1,206	1,208	1,220	1,248	1,298	1,340	1,385	1,414	1,455	1,490
57	1,194	1,193	1,196	1,210	1,237	1,287	1,329	1,374	1,403	1,443
58	1,154	1,181	1,181	1,185	1,199	1,226	1,275	1,317	1,362	1,391
59	1,118	1,142	1,167	1,170	1,174	1,188	1,214	1,262	1,304	1,349
60-64	5,042	5,149	5,256	5,373	5,472	5,560	5,632	5,705	5,800	5,935
60	1,073	1,105	1,128	1,154	1,158	1,162	1,176	1,201	1,249	1,291
61	1,045	1,059	1,090	1,114	1,140	1,144	1,148	1,162	1,187	1,235
62	1,010	1,030	1,045	1,076	1,100	1,126	1,130	1,134	1,148	1,173
63	978	994	1,015	1,030	1,060	1,084	1,110	1,114	1,118	1,133
64	936	961	978	999	1,014	1,044	1,068	1,094	1,098	1,103
65-69	4,328	4,360	4,413	4,476	4,556	4,646	4,754	4,861	4,976	5,073
65	907	919	945	962	983	998	1,028	1,052	1,078	1,083
66	887	891	903	929	946	967	982	1,012	1,036	1,061
67	867	871	875	887	913	930	951	966	995	1,019
68	844	851	855	859	871	896	913	934	949	978
69	823	828	835	839	843	855	880	897	918	932
70-74	3,757	3,811	3,849	3,867	3,879	3,896	3,930	3,982	4,043	4,122
70	810	806	811	819	823	827	839	863	880	900
71	794	792	788	793	801	805	809	821	845	862
72	765	775	774	770	775	783	787	791	803	827
73	716	744	754	753	749	754	762	766	770	783
74	672	694	722	732	731	727	733	741	745	750
75-79	2,841	2,894	2,956	3,033	3,112	3,181	3,235	3,270	3,288	3,308
75	636	650	672	699	709	708	705	711	718	724
76	606	614	627	648	675	685	684	681	687	694
77	573	581	589	602	623	649	659	658	655	662
78	534	545	553	561	574	596	621	630	630	628
79	492	504	515	523	531	543	566	590	598	600
80-84	1,929	1,984	2,028	2,064	2,101	2,143	2,193	2,253	2,325	2,395
80	453	456	470	481	489	498	510	532	555	565
81	428	429	432	445	456	464	472	484	506	527
82	394	402	404	407	419	430	438	446	458	478
83	350	370	376	379	382	393	404	412	420	431
84	304	327	346	352	355	358	369	379	386	394
85 y más	1,660	1,717	1,789	1,873	1,955	2,031	2,103	2,178	2,252	2,324

Fuente: Ministerio de Economía, Dirección General de Estadística y Censos.

10- San Vicente: Estimaciones y proyecciones de la población masculina por años calendario y edades simples. 2005-2025

Edad	2005	2006	2007	2008	2009	2010	2011	2012	2013	2014	2015
Total	81,188	81,340	81,515	81,717	82,097	82,655	83,345	84,128	84,997	85,917	86,887
0-4	9,429	9,135	8,912	8,683	8,504	8,342	8,303	8,290	8,293	8,311	8,334
0	1,838	1,712	1,691	1,677	1,668	1,668	1,669	1,673	1,677	1,684	1,687
1	1,839	1,822	1,698	1,677	1,665	1,656	1,656	1,658	1,662	1,667	1,674
2	1,888	1,835	1,818	1,694	1,673	1,662	1,653	1,653	1,655	1,659	1,665
3	1,891	1,883	1,830	1,813	1,691	1,670	1,659	1,651	1,651	1,653	1,657
4	1,973	1,883	1,875	1,822	1,807	1,686	1,666	1,655	1,648	1,648	1,651
5-9	11,166	10,759	10,320	9,954	9,625	9,382	9,110	8,908	8,698	8,531	8,380
5	2,064	1,974	1,885	1,877	1,825	1,811	1,691	1,672	1,660	1,654	1,654
6	2,163	2,064	1,974	1,886	1,879	1,828	1,815	1,696	1,677	1,666	1,660
7	2,244	2,161	2,062	1,973	1,887	1,880	1,831	1,819	1,700	1,681	1,671
8	2,321	2,241	2,159	2,060	1,973	1,888	1,882	1,835	1,822	1,704	1,686
9	2,374	2,319	2,240	2,158	2,061	1,975	1,891	1,886	1,839	1,826	1,709
10-14	11,753	11,855	11,830	11,678	11,445	11,121	10,741	10,334	9,999	9,692	9,466
10	2,402	2,373	2,318	2,239	2,159	2,063	1,978	1,895	1,890	1,843	1,831
11	2,402	2,399	2,370	2,316	2,239	2,160	2,066	1,982	1,899	1,894	1,848
12	2,386	2,396	2,394	2,365	2,313	2,237	2,160	2,068	1,985	1,902	1,897
13	2,326	2,376	2,387	2,385	2,359	2,309	2,234	2,159	2,068	1,986	1,904
14	2,237	2,311	2,361	2,373	2,375	2,352	2,303	2,230	2,157	2,067	1,986
15-19	9,417	9,832	10,247	10,646	11,005	11,300	11,478	11,526	11,444	11,270	10,995
15	2,115	2,214	2,289	2,340	2,356	2,363	2,342	2,295	2,225	2,154	2,065
16	2,000	2,086	2,186	2,262	2,318	2,339	2,350	2,332	2,287	2,219	2,150
17	1,885	1,963	2,051	2,152	2,234	2,297	2,322	2,336	2,321	2,278	2,212
18	1,771	1,843	1,922	2,012	2,120	2,209	2,277	2,305	2,322	2,310	2,269
19	1,646	1,726	1,799	1,880	1,977	2,092	2,187	2,258	2,289	2,309	2,299
20-24	6,711	6,933	7,219	7,556	7,969	8,454	8,986	9,524	10,051	10,515	10,889
20	1,522	1,598	1,680	1,754	1,843	1,948	2,068	2,166	2,241	2,275	2,297
21	1,419	1,473	1,551	1,635	1,717	1,813	1,924	2,047	2,148	2,226	2,262
22	1,330	1,371	1,426	1,506	1,597	1,687	1,789	1,902	2,029	2,133	2,212
23	1,256	1,282	1,325	1,381	1,468	1,567	1,663	1,767	1,884	2,013	2,119
24	1,184	1,209	1,237	1,280	1,344	1,439	1,542	1,642	1,749	1,868	1,999
25-29	5,322	5,305	5,319	5,367	5,501	5,732	6,060	6,463	6,932	7,444	7,998
25	1,134	1,139	1,165	1,193	1,244	1,316	1,416	1,521	1,625	1,733	1,855
26	1,100	1,090	1,097	1,124	1,159	1,217	1,294	1,396	1,504	1,611	1,720
27	1,069	1,057	1,049	1,058	1,091	1,132	1,195	1,276	1,379	1,489	1,597
28	1,029	1,028	1,017	1,011	1,026	1,065	1,110	1,177	1,261	1,364	1,475
29	990	991	991	981	981	1,002	1,045	1,093	1,163	1,247	1,351
30-34	4,614	4,577	4,542	4,518	4,516	4,543	4,607	4,710	4,857	5,073	5,363
30	962	954	956	957	952	957	982	1,028	1,079	1,151	1,235
31	941	929	922	925	931	930	940	966	1,015	1,067	1,141
32	925	912	901	895	902	912	914	927	954	1,004	1,057
33	906	899	887	876	874	885	898	902	916	944	995
34	880	883	876	865	857	859	873	887	893	907	935
35-39	3,992	4,032	4,070	4,097	4,121	4,133	4,141	4,160	4,197	4,241	4,302
35	850	859	862	856	849	844	848	863	879	885	900
36	819	832	841	845	841	837	834	839	855	871	878
37	797	802	815	825	831	830	827	826	832	848	864
38	773	781	786	800	812	820	821	819	819	825	841
39	753	758	766	771	788	802	811	813	812	812	819
40-44	3,378	3,419	3,469	3,521	3,572	3,638	3,708	3,784	3,850	3,902	3,937
40	726	738	743	752	759	778	793	803	806	805	806
41	702	710	723	728	739	748	768	785	795	798	798
42	670	686	694	707	714	727	738	759	777	787	791
43	647	654	670	679	694	702	717	729	751	769	780
44	633	631	639	655	666	683	692	708	721	743	762

Fuente: Ministerio de Economía, Dirección General de Estadística y Censos.

10- San Vicente: Estimaciones y proyecciones de la población masculina por años calendario y edades simples. 2005-2025

Edad	2005	2006	2007	2008	2009	2010	2011	2012	2013	2014	2015
45-49	2,992	2,990	2,982	2,981	2,996	3,037	3,102	3,179	3,261	3,337	3,419
45	626	617	616	625	641	654	672	682	699	713	735
46	620	611	603	602	613	630	644	662	673	691	705
47	601	605	597	590	590	603	621	636	654	665	683
48	583	587	592	584	579	580	594	613	629	646	657
49	562	570	574	580	573	570	571	586	606	622	639
50-54	2,612	2,622	2,641	2,657	2,681	2,701	2,721	2,734	2,757	2,792	2,847
50	552	549	557	562	569	564	562	563	579	598	615
51	538	540	537	545	551	559	555	554	556	571	591
52	523	526	528	526	535	542	550	547	546	549	564
53	505	513	516	518	517	527	534	543	540	540	543
54	494	494	503	506	509	509	520	527	536	534	534
55-59	2,374	2,349	2,334	2,334	2,343	2,361	2,383	2,414	2,446	2,483	2,512
55	488	483	484	493	496	500	501	512	520	529	527
56	482	477	472	473	483	486	491	492	504	512	521
57	474	471	466	462	464	474	477	482	485	496	504
58	466	463	460	456	453	456	466	469	475	478	489
59	464	455	452	450	447	445	448	459	462	468	471
60-64	2,137	2,157	2,162	2,155	2,139	2,123	2,111	2,112	2,127	2,146	2,169
60	459	454	445	442	440	439	437	441	452	455	461
61	450	449	444	435	432	431	431	430	434	445	448
62	429	440	439	434	426	423	422	423	423	427	437
63	407	418	428	428	424	416	414	413	414	414	418
64	392	396	406	416	417	414	407	405	404	405	405
65-69	1,756	1,768	1,787	1,811	1,839	1,867	1,892	1,906	1,910	1,904	1,899
65	379	380	385	394	405	406	404	398	396	395	396
66	367	367	369	375	383	394	396	394	389	387	386
67	351	356	357	359	364	373	384	386	384	380	379
68	335	340	345	347	349	354	363	374	376	374	372
69	324	325	331	336	338	340	345	354	365	368	366
70-74	1,394	1,433	1,464	1,485	1,501	1,514	1,532	1,553	1,578	1,610	1,642
70	317	314	316	322	327	329	331	336	345	357	360
71	303	308	305	307	313	318	320	322	328	337	349
72	282	294	299	296	298	304	309	312	314	320	329
73	255	272	283	288	285	288	294	299	302	304	310
74	237	245	261	272	278	275	278	284	289	292	294
75-79	974	989	1,009	1,043	1,083	1,127	1,161	1,188	1,209	1,228	1,244
75	220	227	235	251	261	267	264	267	273	278	281
76	210	210	217	225	240	250	256	253	256	262	267
77	196	199	199	206	214	228	238	243	241	244	250
78	182	184	187	187	194	201	215	224	229	228	231
79	166	169	171	174	174	181	188	201	210	216	215
80-84	601	612	634	655	674	686	698	716	746	781	818
80	145	151	154	156	159	159	166	174	186	195	200
81	128	136	142	145	147	149	149	156	164	175	184
82	116	119	127	133	135	137	139	139	146	154	164
83	106	108	111	118	124	126	127	129	130	136	144
84	106	98	100	103	109	115	117	118	120	121	126
85 y más	566	573	574	576	583	594	611	627	642	657	673

Fuente: Ministerio de Economía, Dirección General de Estadística y Censos.

10- San Vicente: Estimaciones y proyecciones de la población masculina por años calendario y edades simples. 2005-2025

Edad	2016	2017	2018	2019	2020	2021	2022	2023	2024	2025
Total	87,889	88,908	89,926	90,953	91,973	92,984	93,986	94,968	95,950	96,871
0-4	8,358	8,378	8,388	8,383	8,368	8,337	8,291	8,236	8,191	8,153
0	1,690	1,689	1,685	1,678	1,670	1,658	1,642	1,628	1,631	1,630
1	1,678	1,681	1,680	1,676	1,670	1,662	1,650	1,635	1,621	1,624
2	1,672	1,676	1,679	1,678	1,674	1,668	1,660	1,648	1,634	1,620
3	1,663	1,671	1,675	1,678	1,677	1,673	1,667	1,659	1,647	1,633
4	1,655	1,661	1,669	1,673	1,677	1,676	1,672	1,666	1,658	1,646
5-9	8,348	8,339	8,346	8,365	8,386	8,409	8,430	8,439	8,435	8,417
5	1,657	1,661	1,667	1,674	1,678	1,683	1,681	1,677	1,671	1,662
6	1,659	1,663	1,667	1,672	1,679	1,683	1,688	1,686	1,682	1,675
7	1,665	1,664	1,668	1,672	1,676	1,683	1,688	1,692	1,690	1,686
8	1,676	1,670	1,669	1,673	1,676	1,680	1,688	1,692	1,696	1,694
9	1,691	1,681	1,675	1,674	1,677	1,680	1,685	1,692	1,696	1,700
10-14	9,206	9,010	8,809	8,646	8,493	8,458	8,446	8,447	8,464	8,487
10	1,714	1,696	1,686	1,680	1,678	1,681	1,685	1,689	1,696	1,700
11	1,836	1,719	1,701	1,691	1,684	1,682	1,686	1,689	1,693	1,700
12	1,852	1,840	1,723	1,705	1,695	1,687	1,685	1,690	1,693	1,696
13	1,900	1,855	1,843	1,726	1,708	1,698	1,690	1,687	1,693	1,696
14	1,904	1,900	1,856	1,844	1,728	1,710	1,700	1,692	1,689	1,695
15-19	10,656	10,278	9,961	9,673	9,459	9,210	9,022	8,827	8,666	8,509
15	1,985	1,903	1,899	1,856	1,844	1,729	1,710	1,700	1,692	1,689
16	2,062	1,982	1,901	1,898	1,856	1,844	1,729	1,710	1,700	1,692
17	2,144	2,057	1,978	1,898	1,896	1,854	1,843	1,728	1,709	1,698
18	2,205	2,138	2,052	1,974	1,894	1,893	1,851	1,841	1,726	1,707
19	2,260	2,198	2,131	2,047	1,969	1,890	1,889	1,848	1,839	1,723
20-24	11,131	11,232	11,191	11,050	10,803	10,488	10,134	9,841	9,569	9,363
20	2,289	2,251	2,189	2,124	2,041	1,964	1,886	1,886	1,845	1,835
21	2,286	2,279	2,241	2,181	2,117	2,035	1,959	1,882	1,882	1,840
22	2,250	2,275	2,269	2,232	2,173	2,110	2,029	1,954	1,877	1,876
23	2,200	2,239	2,264	2,259	2,223	2,165	2,103	2,023	1,948	1,871
24	2,106	2,188	2,228	2,254	2,249	2,214	2,157	2,096	2,017	1,941
25-29	8,584	9,170	9,728	10,216	10,609	10,863	10,976	10,952	10,827	10,593
25	1,986	2,095	2,177	2,218	2,244	2,240	2,205	2,149	2,089	2,009
26	1,843	1,975	2,083	2,166	2,207	2,234	2,230	2,197	2,141	2,080
27	1,708	1,831	1,964	2,072	2,156	2,196	2,223	2,220	2,187	2,131
28	1,584	1,696	1,819	1,952	2,061	2,144	2,185	2,212	2,209	2,176
29	1,463	1,573	1,685	1,808	1,941	2,049	2,133	2,174	2,201	2,197
30-34	5,732	6,161	6,644	7,167	7,726	8,314	8,895	9,451	9,936	10,321
30	1,340	1,451	1,561	1,674	1,796	1,929	2,037	2,121	2,162	2,189
31	1,225	1,330	1,440	1,550	1,663	1,785	1,917	2,025	2,109	2,149
32	1,131	1,216	1,321	1,431	1,540	1,654	1,775	1,906	2,014	2,097
33	1,049	1,122	1,208	1,312	1,423	1,531	1,644	1,765	1,895	2,002
34	987	1,042	1,114	1,200	1,304	1,415	1,522	1,634	1,756	1,884
35-39	4,387	4,508	4,670	4,896	5,189	5,555	5,978	6,457	6,972	7,517
35	928	980	1,035	1,108	1,193	1,297	1,407	1,513	1,626	1,746
36	894	922	974	1,029	1,102	1,186	1,290	1,400	1,506	1,617
37	872	888	917	969	1,023	1,096	1,180	1,284	1,393	1,498
38	858	866	883	912	964	1,017	1,090	1,175	1,278	1,385
39	835	852	861	878	907	959	1,011	1,085	1,169	1,271
40-44	3,960	3,990	4,033	4,085	4,153	4,241	4,369	4,531	4,754	5,040
40	813	830	847	856	873	901	954	1,006	1,079	1,162
41	799	807	824	841	850	867	896	949	1,000	1,072
42	791	792	800	817	834	843	861	890	942	993
43	784	784	785	793	810	827	837	855	884	935
44	773	777	777	778	786	803	821	831	849	878

Fuente: Ministerio de Economía, Dirección General de Estadística y Censos.

10- San Vicente: Estimaciones y proyecciones de la población masculina por años calendario y edades simples. 2005-2025

Edad	2016	2017	2018	2019	2020	2021	2022	2023	2024	2025
45-49	3,506	3,594	3,667	3,725	3,762	3,790	3,824	3,871	3,927	3,994
45	754	766	770	770	771	779	797	815	825	842
46	728	747	759	763	763	765	773	791	809	818
47	698	721	740	752	756	757	759	767	785	802
48	676	691	714	733	745	750	751	753	761	778
49	650	669	684	707	727	739	744	745	747	754
50-54	2,919	2,997	3,080	3,162	3,250	3,340	3,430	3,504	3,564	3,599
50	632	643	662	677	701	721	733	738	739	740
51	608	625	636	656	671	695	715	726	731	731
52	584	601	618	630	650	665	688	708	719	723
53	558	577	594	612	623	643	658	681	701	712
54	537	551	570	587	605	616	636	651	674	693
55-59	2,538	2,557	2,584	2,623	2,678	2,749	2,826	2,909	2,990	3,071
55	528	530	544	563	580	598	609	629	644	666
56	519	520	523	537	556	573	591	602	622	635
57	513	511	513	517	530	549	566	584	595	614
58	496	506	505	507	511	524	542	559	577	587
59	482	490	499	499	501	505	518	535	552	569
60-64	2,197	2,234	2,266	2,304	2,336	2,366	2,389	2,417	2,453	2,502
60	464	476	483	492	493	495	499	511	528	544
61	454	458	469	476	485	486	488	492	504	520
62	440	447	451	462	469	478	479	481	485	496
63	429	432	439	443	454	461	470	471	473	477
64	410	421	424	431	435	446	453	462	463	465
65-69	1,898	1,905	1,923	1,945	1,972	2,002	2,038	2,070	2,108	2,135
65	397	402	413	416	423	427	438	445	454	455
66	388	389	394	405	408	415	419	430	437	445
67	378	380	381	386	397	400	407	411	422	428
68	371	370	372	373	378	389	392	399	403	413
69	364	364	363	365	366	371	382	385	392	394
70-74	1,669	1,687	1,698	1,698	1,697	1,698	1,707	1,725	1,746	1,769
70	358	356	356	356	358	359	364	374	377	383
71	352	350	348	348	348	350	351	356	366	368
72	340	343	342	340	340	340	342	343	348	357
73	319	330	333	332	330	330	330	332	333	338
74	300	308	319	322	321	319	320	320	322	323
75-79	1,261	1,281	1,304	1,333	1,362	1,388	1,407	1,417	1,418	1,421
75	283	289	297	308	311	310	308	309	309	311
76	270	272	277	285	296	299	298	296	297	297
77	254	257	259	264	272	283	286	285	283	285
78	236	241	244	246	251	259	270	272	272	270
79	218	222	227	230	232	237	245	255	257	258
80-84	847	870	889	904	919	935	954	976	1,003	1,028
80	200	202	207	212	215	217	222	230	239	242
81	188	189	191	195	200	203	205	210	218	226
82	172	176	177	179	183	188	191	193	198	205
83	153	161	164	165	167	171	176	179	181	186
84	134	142	150	153	154	156	160	164	167	169
85 y más	692	717	745	778	811	841	870	898	927	952

Fuente: Ministerio de Economía, Dirección General de Estadística y Censos.

10- San Vicente: Estimaciones y proyecciones de la población femenina por años calendario y edades simples. 2005-2025

Edad	2005	2006	2007	2008	2009	2010	2011	2012	2013	2014	2015
Total	87,795	88,038	88,282	88,536	88,960	89,480	90,113	90,833	91,622	92,464	93,348
0-4	8,979	8,697	8,483	8,262	8,091	7,951	7,915	7,903	7,909	7,927	7,950
0	1,733	1,629	1,609	1,594	1,587	1,587	1,589	1,593	1,597	1,604	1,607
1	1,753	1,723	1,620	1,600	1,586	1,580	1,580	1,582	1,586	1,591	1,598
2	1,802	1,749	1,719	1,616	1,596	1,583	1,577	1,577	1,579	1,583	1,589
3	1,806	1,798	1,745	1,715	1,613	1,593	1,580	1,575	1,575	1,577	1,581
4	1,885	1,798	1,790	1,737	1,709	1,608	1,589	1,576	1,572	1,572	1,575
5-9	10,643	10,265	9,852	9,504	9,192	8,942	8,680	8,486	8,282	8,122	7,993
5	1,972	1,886	1,800	1,792	1,741	1,713	1,613	1,595	1,581	1,578	1,578
6	2,064	1,972	1,886	1,801	1,795	1,744	1,717	1,618	1,600	1,587	1,584
7	2,140	2,062	1,970	1,885	1,802	1,796	1,747	1,721	1,622	1,604	1,592
8	2,210	2,138	2,060	1,968	1,886	1,803	1,798	1,751	1,724	1,626	1,609
9	2,257	2,207	2,136	2,058	1,968	1,886	1,805	1,801	1,755	1,727	1,630
10-14	11,209	11,288	11,256	11,116	10,901	10,602	10,246	9,860	9,542	9,248	9,015
10	2,282	2,255	2,205	2,134	2,058	1,969	1,888	1,808	1,805	1,758	1,731
11	2,282	2,279	2,252	2,202	2,133	2,059	1,970	1,890	1,811	1,808	1,761
12	2,270	2,278	2,275	2,249	2,201	2,133	2,060	1,972	1,893	1,814	1,811
13	2,223	2,263	2,271	2,269	2,246	2,200	2,132	2,060	1,973	1,895	1,816
14	2,152	2,213	2,253	2,262	2,263	2,241	2,196	2,130	2,060	1,973	1,896
15-19	9,390	9,738	10,078	10,400	10,686	10,910	11,034	11,053	10,959	10,781	10,511
15	2,055	2,138	2,199	2,240	2,252	2,255	2,235	2,192	2,126	2,058	1,972
16	1,968	2,037	2,120	2,181	2,226	2,241	2,246	2,228	2,186	2,121	2,055
17	1,880	1,945	2,015	2,098	2,164	2,211	2,229	2,236	2,219	2,179	2,115
18	1,793	1,854	1,919	1,990	2,077	2,146	2,196	2,216	2,225	2,209	2,170
19	1,694	1,764	1,825	1,891	1,967	2,057	2,128	2,181	2,203	2,214	2,199
20-24	7,296	7,486	7,732	8,018	8,361	8,738	9,144	9,550	9,946	10,293	10,567
20	1,593	1,664	1,735	1,795	1,866	1,945	2,038	2,112	2,167	2,191	2,203
21	1,513	1,561	1,633	1,704	1,769	1,842	1,925	2,020	2,096	2,153	2,178
22	1,448	1,481	1,529	1,602	1,678	1,745	1,822	1,907	2,004	2,082	2,140
23	1,396	1,416	1,450	1,498	1,576	1,654	1,725	1,804	1,891	1,990	2,069
24	1,346	1,364	1,385	1,419	1,472	1,552	1,634	1,707	1,788	1,877	1,977
25-29	6,363	6,341	6,333	6,347	6,432	6,592	6,846	7,161	7,521	7,919	8,346
25	1,316	1,314	1,333	1,355	1,393	1,449	1,533	1,617	1,691	1,774	1,864
26	1,298	1,285	1,283	1,303	1,330	1,371	1,431	1,517	1,602	1,677	1,761
27	1,283	1,267	1,255	1,253	1,278	1,308	1,353	1,415	1,503	1,589	1,664
28	1,251	1,253	1,237	1,226	1,228	1,256	1,290	1,337	1,401	1,490	1,577
29	1,215	1,222	1,225	1,210	1,203	1,208	1,239	1,275	1,324	1,389	1,480
30-34	5,727	5,720	5,714	5,716	5,730	5,750	5,780	5,834	5,923	6,065	6,276
30	1,187	1,187	1,195	1,198	1,188	1,183	1,192	1,225	1,262	1,313	1,379
31	1,166	1,161	1,161	1,170	1,177	1,170	1,167	1,179	1,214	1,252	1,304
32	1,150	1,142	1,137	1,138	1,151	1,160	1,156	1,154	1,169	1,205	1,244
33	1,127	1,126	1,118	1,114	1,119	1,134	1,145	1,144	1,144	1,160	1,197
34	1,097	1,104	1,103	1,096	1,095	1,103	1,120	1,132	1,134	1,135	1,152
35-39	4,960	5,026	5,093	5,150	5,205	5,245	5,278	5,323	5,376	5,435	5,493
35	1,057	1,076	1,083	1,083	1,079	1,080	1,090	1,109	1,122	1,126	1,128
36	1,018	1,037	1,056	1,063	1,067	1,065	1,067	1,079	1,099	1,114	1,119
37	989	999	1,019	1,038	1,048	1,054	1,054	1,057	1,070	1,091	1,107
38	961	971	981	1,002	1,023	1,035	1,043	1,044	1,049	1,062	1,084
39	935	943	954	964	988	1,011	1,024	1,034	1,036	1,042	1,055
40-44	4,211	4,269	4,337	4,409	4,482	4,572	4,672	4,778	4,880	4,970	5,036
40	903	918	927	938	951	977	1,001	1,016	1,027	1,030	1,036
41	873	887	902	911	925	940	968	993	1,009	1,021	1,024
42	835	855	869	885	896	912	929	958	984	1,001	1,013
43	808	817	838	852	871	883	901	919	949	976	993
44	792	792	801	823	839	860	873	892	911	942	970

Fuente: Ministerio de Economía, Dirección General de Estadística y Censos.

10- San Vicente: Estimaciones y proyecciones de la población femenina por años calendario y edades simples. 2005-2025

Edad	2005	2006	2007	2008	2009	2010	2011	2012	2013	2014	2015
45-49	3,732	3,755	3,765	3,774	3,804	3,862	3,950	4,050	4,159	4,262	4,376
45	783	776	777	786	810	828	850	865	884	904	936
46	774	768	761	763	774	799	819	842	858	877	898
47	750	760	754	747	751	764	790	811	835	851	871
48	726	737	748	742	737	742	756	783	805	830	846
49	699	714	725	736	732	729	735	749	777	800	825
50-54	3,220	3,254	3,302	3,349	3,407	3,457	3,502	3,537	3,575	3,626	3,702
50	683	687	703	714	727	724	722	729	743	772	795
51	664	671	675	691	704	718	716	715	723	737	766
52	645	652	660	664	681	695	710	709	709	717	731
53	621	634	641	649	655	673	688	703	703	703	712
54	607	610	623	631	640	647	666	681	697	697	698
55-59	2,913	2,901	2,900	2,912	2,936	2,975	3,026	3,093	3,161	3,236	3,300
55	600	596	600	613	622	632	640	659	675	691	692
56	594	590	586	590	604	614	625	634	653	669	686
57	582	584	580	576	582	596	607	619	628	648	664
58	571	571	573	570	567	574	588	600	612	622	642
59	566	560	561	563	561	559	566	581	593	606	616
60-64	2,579	2,614	2,637	2,648	2,651	2,650	2,654	2,670	2,700	2,737	2,787
60	558	555	549	550	553	552	551	558	573	586	599
61	543	546	543	537	539	543	543	543	550	565	578
62	517	531	534	532	527	529	534	534	535	542	557
63	490	504	519	522	521	516	520	525	526	527	534
64	471	478	492	507	511	510	506	510	516	517	519
65-69	2,134	2,148	2,170	2,202	2,246	2,293	2,336	2,370	2,395	2,409	2,418
65	458	459	466	480	496	500	500	496	501	507	508
66	445	446	447	454	469	486	490	490	487	492	498
67	426	433	434	436	443	459	475	481	481	478	483
68	408	414	421	423	426	433	448	465	471	471	468
69	397	396	402	409	412	415	423	438	455	461	461
70-74	1,716	1,763	1,798	1,818	1,835	1,851	1,872	1,902	1,941	1,990	2,042
70	389	386	385	391	398	402	405	413	428	445	452
71	372	377	374	374	381	387	391	395	403	418	435
72	347	360	365	363	363	370	376	380	385	393	408
73	315	336	349	353	352	352	359	366	370	375	383
74	293	304	325	337	341	340	341	348	355	359	364
75-79	1,213	1,235	1,266	1,310	1,362	1,414	1,459	1,493	1,517	1,537	1,556
75	275	282	293	313	326	330	329	330	337	344	348
76	262	264	271	281	301	314	318	317	318	325	332
77	244	250	252	259	269	288	301	305	304	305	312
78	225	230	236	238	245	254	273	285	290	290	291
79	207	209	214	219	221	228	238	256	268	273	273
80-84	757	768	791	816	842	861	883	912	952	997	1,043
80	182	187	189	194	199	202	209	218	236	248	253
81	160	171	176	178	183	188	191	198	206	223	235
82	146	150	160	165	167	172	177	180	186	194	210
83	134	136	140	149	154	156	161	166	169	174	182
84	135	124	126	130	139	143	145	150	155	158	163
85 y más	753	770	775	785	797	815	836	858	884	910	937

Fuente: Ministerio de Economía, Dirección General de Estadística y Censos.

10- San Vicente: Estimaciones y proyecciones de la población femenina por años calendario y edades simples. 2005-2025

Edad	2016	2017	2018	2019	2020	2021	2022	2023	2024	2025
Total	94,268	95,219	96,184	97,151	98,120	99,091	100,051	100,998	101,941	102,915
0-4	7,972	7,992	8,003	7,999	7,984	7,957	7,914	7,861	7,818	7,783
0	1,609	1,609	1,606	1,599	1,590	1,581	1,565	1,552	1,555	1,554
1	1,601	1,604	1,604	1,601	1,594	1,585	1,576	1,560	1,548	1,551
2	1,596	1,599	1,602	1,602	1,599	1,593	1,584	1,575	1,559	1,547
3	1,587	1,595	1,598	1,601	1,601	1,598	1,592	1,583	1,574	1,558
4	1,579	1,585	1,593	1,596	1,600	1,600	1,597	1,591	1,582	1,573
5-9	7,963	7,956	7,965	7,984	8,005	8,026	8,047	8,058	8,055	8,037
5	1,581	1,585	1,591	1,598	1,601	1,606	1,605	1,602	1,596	1,586
6	1,583	1,587	1,591	1,596	1,603	1,606	1,611	1,610	1,607	1,600
7	1,589	1,588	1,592	1,596	1,600	1,607	1,611	1,615	1,614	1,611
8	1,597	1,594	1,593	1,597	1,600	1,604	1,612	1,615	1,619	1,618
9	1,613	1,602	1,598	1,597	1,601	1,603	1,608	1,616	1,619	1,622
10-14	8,763	8,574	8,378	8,224	8,092	8,059	8,048	8,055	8,075	8,094
10	1,634	1,618	1,606	1,602	1,601	1,604	1,607	1,612	1,620	1,622
11	1,734	1,638	1,622	1,609	1,605	1,604	1,608	1,610	1,615	1,623
12	1,764	1,738	1,642	1,625	1,612	1,608	1,608	1,611	1,613	1,618
13	1,813	1,766	1,741	1,645	1,627	1,614	1,610	1,611	1,614	1,615
14	1,818	1,814	1,767	1,743	1,647	1,629	1,615	1,611	1,613	1,616
15-19	10,184	9,821	9,520	9,234	9,009	8,767	8,581	8,383	8,227	8,098
15	1,895	1,818	1,814	1,768	1,744	1,647	1,629	1,615	1,612	1,614
16	1,970	1,892	1,816	1,812	1,767	1,743	1,646	1,628	1,614	1,612
17	2,051	1,966	1,889	1,813	1,810	1,765	1,741	1,644	1,626	1,612
18	2,107	2,046	1,962	1,885	1,809	1,807	1,762	1,738	1,641	1,623
19	2,161	2,099	2,039	1,956	1,879	1,805	1,803	1,758	1,734	1,637
20-24	10,735	10,789	10,721	10,571	10,327	10,023	9,679	9,392	9,114	8,899
20	2,189	2,152	2,091	2,033	1,950	1,874	1,800	1,798	1,753	1,730
21	2,192	2,179	2,142	2,082	2,026	1,944	1,868	1,794	1,792	1,748
22	2,167	2,182	2,169	2,133	2,074	2,020	1,938	1,862	1,788	1,787
23	2,129	2,157	2,172	2,160	2,125	2,067	2,013	1,932	1,856	1,783
24	2,058	2,119	2,147	2,163	2,152	2,118	2,060	2,006	1,925	1,851
25-29	8,790	9,233	9,661	10,031	10,329	10,515	10,585	10,532	10,394	10,162
25	1,966	2,048	2,109	2,138	2,155	2,145	2,111	2,053	1,999	1,919
26	1,853	1,956	2,038	2,100	2,130	2,148	2,138	2,104	2,046	1,993
27	1,750	1,843	1,947	2,029	2,092	2,123	2,141	2,131	2,097	2,040
28	1,654	1,740	1,834	1,938	2,021	2,085	2,116	2,134	2,124	2,091
29	1,567	1,646	1,733	1,826	1,931	2,014	2,079	2,110	2,128	2,119
30-34	6,564	6,905	7,288	7,703	8,147	8,607	9,059	9,495	9,875	10,183
30	1,471	1,559	1,639	1,725	1,819	1,924	2,008	2,073	2,104	2,123
31	1,371	1,463	1,553	1,632	1,719	1,813	1,918	2,002	2,067	2,100
32	1,297	1,364	1,456	1,546	1,626	1,714	1,808	1,913	1,997	2,063
33	1,236	1,290	1,357	1,449	1,540	1,621	1,709	1,803	1,908	1,993
34	1,189	1,229	1,283	1,351	1,443	1,535	1,616	1,704	1,799	1,904
35-39	5,559	5,643	5,751	5,908	6,128	6,423	6,771	7,161	7,586	8,036
35	1,145	1,183	1,223	1,278	1,346	1,438	1,530	1,611	1,700	1,796
36	1,122	1,139	1,177	1,218	1,273	1,341	1,433	1,525	1,607	1,696
37	1,113	1,117	1,134	1,173	1,214	1,269	1,337	1,429	1,522	1,603
38	1,101	1,108	1,113	1,130	1,169	1,210	1,265	1,334	1,426	1,518
39	1,078	1,096	1,104	1,109	1,126	1,165	1,206	1,262	1,331	1,423
40-44	5,091	5,154	5,227	5,302	5,373	5,446	5,534	5,649	5,810	6,037
40	1,050	1,073	1,092	1,100	1,105	1,122	1,161	1,203	1,259	1,329
41	1,031	1,045	1,069	1,088	1,096	1,101	1,118	1,158	1,199	1,256
42	1,017	1,025	1,040	1,064	1,083	1,091	1,096	1,114	1,154	1,195
43	1,006	1,011	1,020	1,035	1,059	1,078	1,086	1,092	1,110	1,150
44	987	1,000	1,006	1,015	1,030	1,054	1,073	1,082	1,088	1,107

Fuente: Ministerio de Economía, Dirección General de Estadística y Censos.

10- San Vicente: Estimaciones y proyecciones de la población femenina por años calendario y edades simples. 2005-2025

Edad	2016	2017	2018	2019	2020	2021	2022	2023	2024	2025
45-49	4,494	4,616	4,731	4,830	4,905	4,967	5,038	5,115	5,194	5,272
45	964	982	995	1,001	1,010	1,025	1,050	1,069	1,078	1,085
46	930	959	977	990	996	1,005	1,021	1,046	1,065	1,075
47	892	925	954	972	985	991	1,001	1,017	1,042	1,062
48	866	888	921	950	968	981	988	998	1,014	1,039
49	842	862	884	917	946	965	978	985	995	1,011
50-54	3,805	3,916	4,033	4,142	4,262	4,386	4,511	4,627	4,727	4,806
50	821	838	858	880	912	942	961	974	981	991
51	790	816	833	853	875	908	938	957	970	977
52	761	785	811	828	849	871	904	934	953	966
53	726	756	780	806	824	845	867	899	929	948
54	707	721	751	775	802	820	841	863	894	924
55-59	3,355	3,399	3,440	3,499	3,581	3,688	3,802	3,924	4,037	4,158
55	693	702	716	746	771	798	816	837	859	890
56	687	688	697	711	742	767	794	812	833	855
57	681	682	683	693	707	738	763	790	808	829
58	658	675	676	678	688	702	733	758	785	804
59	636	652	668	671	673	683	696	727	752	780
60-64	2,845	2,915	2,990	3,069	3,136	3,194	3,243	3,288	3,347	3,433
60	609	629	645	662	665	667	677	690	721	747
61	591	601	621	638	655	658	660	670	683	715
62	570	583	594	614	631	648	651	653	663	677
63	549	562	576	587	606	623	640	643	645	656
64	526	540	554	568	579	598	615	632	635	638
65-69	2,430	2,455	2,490	2,531	2,584	2,644	2,716	2,791	2,868	2,938
65	510	517	532	546	560	571	590	607	624	628
66	499	502	509	524	538	552	563	582	599	616
67	489	491	494	501	516	530	544	555	573	591
68	473	481	483	486	493	507	521	535	546	565
69	459	464	472	474	477	484	498	512	526	538
70-74	2,088	2,124	2,151	2,169	2,182	2,198	2,223	2,257	2,297	2,353
70	452	450	455	463	465	468	475	489	503	517
71	442	442	440	445	453	455	458	465	479	494
72	425	432	432	430	435	443	445	448	455	470
73	397	414	421	421	419	424	432	434	437	445
74	372	386	403	410	410	408	413	421	423	427
75-79	1,580	1,613	1,652	1,700	1,750	1,793	1,828	1,853	1,870	1,887
75	353	361	375	391	398	398	397	402	409	413
76	336	342	350	363	379	386	386	385	390	397
77	319	324	330	338	351	366	373	373	372	377
78	298	304	309	315	323	337	351	358	358	358
79	274	282	288	293	299	306	321	335	341	342
80-84	1,082	1,114	1,139	1,160	1,182	1,208	1,239	1,277	1,322	1,367
80	253	254	263	269	274	281	288	302	316	323
81	240	240	241	250	256	261	267	274	288	301
82	222	226	227	228	236	242	247	253	260	273
83	197	209	212	214	215	222	228	233	239	245
84	170	185	196	199	201	202	209	215	219	225
85 y más	968	1,000	1,044	1,095	1,144	1,190	1,233	1,280	1,325	1,372

Fuente: Ministerio de Economía, Dirección General de Estadística y Censos.

11- Usulután: Estimaciones y proyecciones de la población de ambos sexos por años calendario y edades simples. 2005-2025

Edad	2005	2006	2007	2008	2009	2010	2011	2012	2013	2014	2015
Total	352,244	352,126	352,042	351,986	352,728	354,134	356,085	358,495	361,302	364,416	367,741
0-4	40,550	39,572	38,767	38,005	37,166	36,377	36,040	35,827	35,718	35,696	35,716
0	8,001	7,527	7,401	7,302	7,226	7,186	7,170	7,167	7,176	7,188	7,197
1	8,037	7,954	7,484	7,359	7,263	7,189	7,151	7,136	7,136	7,146	7,158
2	8,007	8,018	7,935	7,466	7,343	7,249	7,175	7,140	7,125	7,127	7,137
3	8,124	7,986	7,998	7,915	7,449	7,329	7,236	7,164	7,131	7,116	7,118
4	8,381	8,087	7,949	7,963	7,885	7,424	7,308	7,220	7,150	7,119	7,106
5-9	45,591	44,403	43,039	41,685	40,621	39,846	38,967	38,261	37,604	36,849	36,129
5	8,706	8,348	8,057	7,919	7,941	7,869	7,410	7,298	7,214	7,146	7,117
6	9,013	8,667	8,312	8,022	7,892	7,921	7,853	7,399	7,291	7,209	7,143
7	9,205	8,970	8,627	8,272	7,993	7,870	7,903	7,840	7,390	7,286	7,206
8	9,303	9,159	8,926	8,585	8,240	7,969	7,850	7,889	7,831	7,384	7,283
9	9,364	9,259	9,117	8,887	8,555	8,217	7,951	7,835	7,878	7,824	7,380
10-14	45,625	45,934	45,970	45,770	45,331	44,592	43,547	42,336	41,142	40,198	39,514
10	9,346	9,321	9,218	9,077	8,856	8,532	8,198	7,938	7,825	7,870	7,818
11	9,303	9,300	9,277	9,176	9,043	8,831	8,512	8,182	7,926	7,816	7,863
12	9,190	9,248	9,248	9,226	9,136	9,012	8,807	8,493	8,166	7,913	7,805
13	9,024	9,124	9,184	9,186	9,175	9,095	8,978	8,781	8,473	8,149	7,899
14	8,762	8,941	9,043	9,105	9,121	9,122	9,052	8,942	8,752	8,450	8,129
15-19	38,128	39,240	40,406	41,479	42,484	43,283	43,873	44,205	44,302	44,108	43,566
15	8,423	8,656	8,837	8,942	9,022	9,052	9,065	9,004	8,902	8,719	8,423
16	8,007	8,292	8,527	8,711	8,838	8,936	8,981	9,005	8,953	8,858	8,681
17	7,603	7,849	8,138	8,377	8,585	8,733	8,847	8,905	8,943	8,899	8,810
18	7,216	7,423	7,673	7,965	8,232	8,463	8,631	8,759	8,829	8,878	8,840
19	6,879	7,020	7,231	7,484	7,807	8,099	8,349	8,532	8,675	8,754	8,812
20-24	29,193	29,746	30,437	31,288	32,399	33,767	35,295	36,929	38,507	39,924	41,048
20	6,505	6,671	6,816	7,032	7,316	7,665	7,977	8,243	8,440	8,593	8,681
21	6,139	6,292	6,463	6,612	6,858	7,169	7,537	7,867	8,146	8,356	8,515
22	5,785	5,925	6,082	6,258	6,438	6,709	7,040	7,425	7,768	8,059	8,276
23	5,501	5,570	5,714	5,875	6,084	6,288	6,580	6,926	7,326	7,679	7,977
24	5,263	5,288	5,362	5,511	5,703	5,936	6,161	6,468	6,827	7,237	7,599
25-29	23,674	23,429	23,359	23,482	23,925	24,639	25,595	26,748	28,106	29,621	31,316
25	5,032	5,055	5,084	5,162	5,342	5,558	5,812	6,050	6,372	6,740	7,159
26	4,827	4,831	4,858	4,891	4,999	5,203	5,437	5,707	5,957	6,288	6,663
27	4,674	4,634	4,642	4,673	4,734	4,865	5,087	5,335	5,616	5,877	6,213
28	4,592	4,490	4,454	4,466	4,524	4,607	4,754	4,992	5,249	5,539	5,807
29	4,549	4,419	4,321	4,290	4,326	4,406	4,505	4,664	4,912	5,177	5,474
30-34	21,504	21,257	20,888	20,475	20,184	20,066	20,138	20,434	20,966	21,737	22,708
30	4,470	4,387	4,260	4,167	4,158	4,215	4,309	4,421	4,590	4,845	5,116
31	4,395	4,320	4,240	4,117	4,047	4,057	4,126	4,232	4,354	4,529	4,789
32	4,313	4,256	4,184	4,108	4,005	3,953	3,975	4,054	4,170	4,298	4,477
33	4,227	4,186	4,132	4,063	4,005	3,918	3,878	3,910	3,996	4,118	4,252
34	4,099	4,108	4,072	4,020	3,969	3,923	3,850	3,817	3,856	3,947	4,074
35-39	18,378	18,541	18,723	18,854	18,959	18,998	18,961	18,848	18,724	18,666	18,723
35	3,939	3,989	4,002	3,968	3,932	3,893	3,859	3,794	3,767	3,811	3,905
36	3,785	3,838	3,890	3,905	3,885	3,860	3,833	3,805	3,747	3,724	3,772
37	3,656	3,691	3,746	3,800	3,827	3,818	3,801	3,783	3,760	3,707	3,688
38	3,543	3,566	3,603	3,660	3,726	3,762	3,761	3,752	3,740	3,721	3,671
39	3,455	3,457	3,482	3,521	3,589	3,665	3,707	3,714	3,710	3,703	3,687
40-44	16,190	16,164	16,143	16,143	16,241	16,460	16,774	17,130	17,462	17,735	17,917
40	3,379	3,371	3,375	3,401	3,452	3,528	3,612	3,660	3,674	3,673	3,670
41	3,325	3,296	3,291	3,297	3,333	3,393	3,476	3,566	3,618	3,637	3,640
42	3,251	3,243	3,217	3,213	3,230	3,274	3,340	3,430	3,525	3,582	3,603
43	3,161	3,172	3,165	3,142	3,149	3,173	3,224	3,295	3,390	3,490	3,549
44	3,074	3,082	3,095	3,090	3,077	3,092	3,122	3,179	3,255	3,353	3,455

Fuente: Ministerio de Economía, Dirección General de Estadística y Censos.

11- Usulután: Estimaciones y proyecciones de la población de ambos sexos por años calendario y edades simples. 2005-2025

Edad	2005	2006	2007	2008	2009	2010	2011	2012	2013	2014	2015
45-49	14,050	14,123	14,207	14,292	14,388	14,487	14,590	14,716	14,886	15,118	15,445
45	2,979	2,998	3,008	3,022	3,027	3,022	3,043	3,078	3,140	3,218	3,319
46	2,899	2,906	2,927	2,938	2,960	2,973	2,975	3,000	3,039	3,105	3,185
47	2,803	2,828	2,837	2,860	2,879	2,908	2,925	2,933	2,963	3,004	3,072
48	2,720	2,736	2,762	2,772	2,804	2,829	2,862	2,884	2,896	2,928	2,972
49	2,649	2,655	2,673	2,700	2,718	2,755	2,785	2,821	2,848	2,863	2,897
50-54	12,413	12,350	12,340	12,374	12,468	12,599	12,767	12,956	13,161	13,356	13,541
50	2,578	2,585	2,594	2,612	2,646	2,670	2,710	2,744	2,784	2,814	2,831
51	2,522	2,517	2,525	2,535	2,560	2,599	2,627	2,670	2,708	2,749	2,781
52	2,467	2,463	2,460	2,469	2,485	2,514	2,558	2,588	2,634	2,675	2,717
53	2,431	2,409	2,406	2,405	2,420	2,440	2,472	2,519	2,551	2,600	2,643
54	2,415	2,376	2,355	2,353	2,357	2,376	2,400	2,435	2,484	2,518	2,569
55-59	11,388	11,380	11,341	11,256	11,189	11,147	11,160	11,230	11,351	11,523	11,712
55	2,389	2,360	2,322	2,304	2,307	2,315	2,337	2,363	2,400	2,451	2,487
56	2,345	2,336	2,307	2,271	2,257	2,264	2,276	2,300	2,329	2,367	2,419
57	2,290	2,292	2,284	2,257	2,226	2,215	2,224	2,239	2,266	2,298	2,336
58	2,206	2,238	2,240	2,234	2,211	2,185	2,177	2,188	2,204	2,235	2,267
59	2,158	2,154	2,188	2,190	2,188	2,168	2,146	2,140	2,152	2,172	2,203
60-64	10,046	10,055	10,029	10,047	10,084	10,164	10,212	10,242	10,232	10,230	10,244
60	2,088	2,106	2,102	2,137	2,144	2,145	2,128	2,108	2,105	2,119	2,140
61	2,075	2,037	2,056	2,052	2,091	2,100	2,105	2,090	2,071	2,071	2,086
62	2,023	2,023	1,986	2,006	2,005	2,047	2,058	2,065	2,053	2,036	2,038
63	1,975	1,969	1,970	1,934	1,958	1,960	2,004	2,017	2,026	2,016	2,001
64	1,885	1,920	1,915	1,918	1,886	1,912	1,917	1,962	1,977	1,988	1,979
65-69	8,651	8,659	8,687	8,696	8,735	8,759	8,817	8,849	8,929	9,013	9,130
65	1,831	1,830	1,866	1,862	1,868	1,839	1,867	1,875	1,920	1,937	1,949
66	1,789	1,777	1,776	1,812	1,811	1,820	1,795	1,824	1,834	1,878	1,896
67	1,750	1,734	1,724	1,723	1,762	1,763	1,773	1,752	1,781	1,793	1,836
68	1,678	1,694	1,680	1,670	1,673	1,712	1,716	1,728	1,709	1,739	1,752
69	1,603	1,624	1,641	1,629	1,621	1,625	1,666	1,670	1,685	1,666	1,697
70-74	6,710	6,895	7,055	7,201	7,298	7,366	7,402	7,466	7,513	7,582	7,633
70	1,510	1,550	1,572	1,589	1,579	1,574	1,578	1,621	1,625	1,641	1,623
71	1,432	1,458	1,499	1,521	1,540	1,530	1,528	1,533	1,576	1,580	1,596
72	1,341	1,382	1,408	1,449	1,470	1,491	1,482	1,482	1,488	1,529	1,535
73	1,261	1,291	1,332	1,358	1,399	1,420	1,442	1,435	1,435	1,442	1,482
74	1,166	1,214	1,244	1,284	1,310	1,351	1,372	1,395	1,389	1,390	1,397
75-79	4,660	4,768	4,917	5,084	5,275	5,451	5,627	5,778	5,924	6,028	6,107
75	1,074	1,120	1,168	1,197	1,236	1,261	1,303	1,324	1,348	1,342	1,343
76	991	1,027	1,072	1,119	1,148	1,186	1,212	1,253	1,274	1,297	1,292
77	929	942	978	1,021	1,067	1,096	1,132	1,158	1,199	1,220	1,243
78	868	874	887	923	964	1,008	1,038	1,072	1,098	1,138	1,159
79	798	805	812	824	860	900	942	971	1,005	1,031	1,070
80-84	2,713	2,815	2,944	3,066	3,162	3,253	3,351	3,479	3,624	3,786	3,935
80	685	726	733	740	753	787	827	867	897	931	956
81	594	639	678	685	692	704	737	775	813	842	874
82	514	550	592	629	636	642	654	686	722	758	785
83	467	473	507	546	580	587	593	605	635	669	703
84	453	427	434	466	501	533	540	546	557	586	617
85 y más	2,780	2,795	2,790	2,789	2,819	2,880	2,969	3,061	3,151	3,246	3,357

Fuente: Ministerio de Economía, Dirección General de Estadística y Censos.

11- Usulután: Estimaciones y proyecciones de la población de ambos sexos por años calendario y edades simples. 2005-2025

Edad	2016	2017	2018	2019	2020	2021	2022	2023	2024	2025
Total	371,257	374,915	378,667	382,488	386,322	390,199	394,038	397,861	401,723	405,645
0-4	35,755	35,787	35,796	35,775	35,708	35,600	35,444	35,250	35,102	34,997
0	7,200	7,192	7,181	7,158	7,123	7,082	7,029	6,983	7,005	7,015
1	7,168	7,172	7,166	7,156	7,134	7,100	7,060	7,007	6,962	6,985
2	7,149	7,159	7,163	7,159	7,149	7,128	7,094	7,054	7,001	6,956
3	7,130	7,142	7,152	7,156	7,152	7,144	7,123	7,089	7,049	6,996
4	7,108	7,122	7,134	7,146	7,150	7,146	7,138	7,117	7,085	7,045
5-9	35,851	35,673	35,590	35,588	35,627	35,685	35,724	35,738	35,718	35,655
5	7,107	7,107	7,123	7,135	7,149	7,153	7,147	7,139	7,118	7,088
6	7,116	7,106	7,108	7,124	7,137	7,152	7,154	7,148	7,140	7,120
7	7,142	7,115	7,105	7,109	7,125	7,140	7,153	7,155	7,149	7,141
8	7,205	7,141	7,114	7,106	7,110	7,128	7,141	7,154	7,156	7,150
9	7,281	7,204	7,140	7,114	7,106	7,112	7,129	7,142	7,155	7,156
10-14	38,720	38,080	37,475	36,762	36,070	35,808	35,648	35,578	35,585	35,625
10	7,376	7,279	7,204	7,140	7,114	7,107	7,112	7,129	7,142	7,156
11	7,813	7,373	7,276	7,202	7,138	7,114	7,107	7,112	7,129	7,141
12	7,854	7,806	7,368	7,273	7,199	7,135	7,112	7,105	7,110	7,126
13	7,793	7,843	7,797	7,361	7,267	7,193	7,131	7,108	7,102	7,106
14	7,884	7,779	7,830	7,786	7,352	7,259	7,186	7,124	7,102	7,096
15-19	42,677	41,601	40,515	39,652	39,037	38,297	37,705	37,140	36,457	35,797
15	8,107	7,865	7,762	7,815	7,772	7,340	7,249	7,177	7,115	7,094
16	8,392	8,080	7,841	7,740	7,795	7,754	7,325	7,235	7,164	7,104
17	8,640	8,355	8,049	7,812	7,715	7,772	7,733	7,306	7,218	7,147
18	8,758	8,595	8,315	8,013	7,780	7,686	7,745	7,707	7,282	7,196
19	8,780	8,706	8,548	8,272	7,975	7,745	7,653	7,715	7,678	7,256
20-24	41,911	42,462	42,739	42,703	42,295	41,525	40,547	39,551	38,762	38,211
20	8,748	8,721	8,653	8,500	8,228	7,935	7,708	7,619	7,681	7,648
21	8,612	8,684	8,664	8,601	8,451	8,185	7,893	7,671	7,583	7,648
22	8,444	8,546	8,625	8,609	8,549	8,404	8,141	7,853	7,633	7,547
23	8,203	8,376	8,484	8,568	8,554	8,499	8,356	8,097	7,812	7,596
24	7,904	8,135	8,313	8,425	8,513	8,502	8,449	8,311	8,053	7,772
25-29	33,100	34,939	36,683	38,235	39,474	40,437	41,079	41,430	41,464	41,130
25	7,526	7,837	8,071	8,254	8,369	8,460	8,453	8,402	8,266	8,011
26	7,087	7,459	7,774	8,012	8,197	8,315	8,409	8,404	8,356	8,223
27	6,594	7,022	7,397	7,716	7,955	8,145	8,263	8,360	8,357	8,312
28	6,147	6,532	6,964	7,341	7,662	7,904	8,096	8,214	8,315	8,312
29	5,746	6,089	6,477	6,912	7,291	7,613	7,858	8,050	8,170	8,272
30-34	23,867	25,179	26,658	28,267	30,029	31,870	33,748	35,527	37,109	38,378
30	5,417	5,694	6,039	6,428	6,865	7,245	7,568	7,814	8,007	8,129
31	5,065	5,369	5,648	5,995	6,385	6,822	7,204	7,526	7,773	7,968
32	4,740	5,021	5,326	5,607	5,955	6,346	6,782	7,165	7,488	7,735
33	4,433	4,699	4,982	5,289	5,570	5,920	6,309	6,746	7,129	7,452
34	4,212	4,396	4,663	4,948	5,254	5,537	5,885	6,276	6,712	7,094
35-39	18,940	19,353	19,978	20,817	21,840	23,029	24,361	25,851	27,460	29,221
35	4,037	4,177	4,363	4,631	4,916	5,222	5,505	5,854	6,244	6,679
36	3,869	4,005	4,146	4,333	4,601	4,885	5,193	5,476	5,824	6,213
37	3,739	3,838	3,977	4,118	4,306	4,573	4,858	5,165	5,447	5,796
38	3,655	3,708	3,811	3,950	4,092	4,280	4,548	4,832	5,138	5,421
39	3,640	3,625	3,681	3,785	3,925	4,069	4,257	4,524	4,807	5,112
40-44	17,993	17,970	17,918	17,922	18,027	18,289	18,734	19,374	20,217	21,239
40	3,656	3,611	3,599	3,656	3,761	3,902	4,047	4,234	4,501	4,783
41	3,640	3,628	3,585	3,575	3,633	3,739	3,880	4,025	4,210	4,478
42	3,608	3,611	3,601	3,560	3,550	3,609	3,716	3,857	4,001	4,188
43	3,572	3,579	3,583	3,575	3,535	3,527	3,587	3,694	3,834	3,979
44	3,517	3,541	3,550	3,556	3,548	3,512	3,504	3,564	3,671	3,811

Fuente: Ministerio de Economía, Dirección General de Estadística y Censos.

11- Usulután: Estimaciones y proyecciones de la población de ambos sexos por años calendario y edades simples. 2005-2025

Edad	2016	2017	2018	2019	2020	2021	2022	2023	2024	2025
45-49	15,846	16,275	16,659	16,972	17,193	17,306	17,319	17,297	17,325	17,449
45	3,422	3,487	3,512	3,523	3,530	3,524	3,489	3,481	3,541	3,648
46	3,287	3,392	3,458	3,484	3,496	3,506	3,500	3,465	3,458	3,518
47	3,154	3,257	3,364	3,429	3,456	3,470	3,482	3,476	3,441	3,435
48	3,041	3,126	3,228	3,336	3,402	3,430	3,444	3,457	3,452	3,419
49	2,942	3,013	3,097	3,200	3,309	3,376	3,404	3,418	3,433	3,429
50-54	13,714	13,898	14,113	14,381	14,730	15,148	15,585	15,980	16,305	16,547
50	2,867	2,913	2,984	3,069	3,173	3,283	3,350	3,378	3,393	3,409
51	2,800	2,838	2,885	2,956	3,042	3,147	3,255	3,323	3,351	3,367
52	2,750	2,771	2,811	2,859	2,929	3,014	3,119	3,228	3,297	3,326
53	2,685	2,720	2,742	2,783	2,831	2,901	2,987	3,091	3,201	3,270
54	2,612	2,656	2,691	2,714	2,755	2,803	2,874	2,960	3,063	3,175
55-59	11,927	12,152	12,386	12,604	12,805	12,997	13,192	13,416	13,692	14,052
55	2,539	2,583	2,626	2,662	2,685	2,726	2,775	2,846	2,933	3,037
56	2,456	2,509	2,554	2,597	2,633	2,657	2,698	2,748	2,819	2,908
57	2,389	2,426	2,480	2,526	2,569	2,606	2,630	2,671	2,722	2,793
58	2,306	2,359	2,397	2,452	2,496	2,541	2,577	2,602	2,644	2,696
59	2,237	2,275	2,329	2,367	2,422	2,467	2,512	2,549	2,574	2,618
60-64	10,302	10,414	10,559	10,742	10,943	11,165	11,402	11,642	11,863	12,077
60	2,172	2,206	2,245	2,299	2,337	2,392	2,438	2,483	2,520	2,547
61	2,109	2,142	2,174	2,214	2,269	2,307	2,362	2,408	2,453	2,492
62	2,053	2,077	2,110	2,142	2,183	2,238	2,276	2,331	2,377	2,424
63	2,003	2,020	2,044	2,077	2,110	2,151	2,207	2,245	2,300	2,346
64	1,965	1,969	1,986	2,010	2,044	2,077	2,119	2,175	2,213	2,268
65-69	9,211	9,275	9,302	9,328	9,366	9,443	9,562	9,716	9,906	10,108
65	1,941	1,929	1,934	1,951	1,976	2,010	2,044	2,086	2,141	2,179
66	1,910	1,905	1,893	1,899	1,916	1,943	1,976	2,010	2,052	2,106
67	1,855	1,871	1,867	1,857	1,863	1,881	1,908	1,941	1,975	2,017
68	1,795	1,816	1,832	1,829	1,820	1,827	1,845	1,871	1,905	1,938
69	1,710	1,754	1,776	1,792	1,791	1,782	1,789	1,808	1,833	1,868
70-74	7,713	7,772	7,870	7,972	8,100	8,196	8,267	8,306	8,344	8,396
70	1,654	1,669	1,713	1,736	1,752	1,751	1,742	1,751	1,770	1,796
71	1,580	1,612	1,629	1,672	1,695	1,711	1,710	1,702	1,711	1,731
72	1,552	1,538	1,570	1,586	1,629	1,652	1,668	1,667	1,661	1,671
73	1,490	1,508	1,495	1,527	1,542	1,585	1,608	1,624	1,623	1,618
74	1,437	1,445	1,463	1,451	1,482	1,497	1,539	1,562	1,579	1,580
75-79	6,154	6,226	6,283	6,364	6,427	6,510	6,573	6,669	6,771	6,900
75	1,350	1,390	1,398	1,417	1,405	1,436	1,451	1,492	1,515	1,534
76	1,294	1,302	1,341	1,350	1,368	1,357	1,387	1,402	1,443	1,467
77	1,238	1,241	1,250	1,288	1,297	1,316	1,305	1,335	1,350	1,391
78	1,181	1,179	1,182	1,193	1,229	1,238	1,257	1,248	1,278	1,293
79	1,091	1,114	1,112	1,116	1,128	1,163	1,173	1,192	1,185	1,215
80-84	4,087	4,221	4,349	4,446	4,523	4,584	4,658	4,720	4,801	4,866
80	995	1,015	1,039	1,038	1,042	1,057	1,090	1,101	1,121	1,115
81	898	936	955	979	978	983	997	1,029	1,040	1,059
82	816	839	875	893	917	917	922	936	966	977
83	728	758	779	814	832	855	855	860	874	902
84	650	673	701	722	754	772	794	794	800	813
85 y más	3,489	3,638	3,794	3,958	4,128	4,310	4,490	4,676	4,842	4,997

Fuente: Ministerio de Economía, Dirección General de Estadística y Censos.

11- Usulután: Estimaciones y proyecciones de la población masculina por años calendario y edades simples. 2005-2025

Edad	2005	2006	2007	2008	2009	2010	2011	2012	2013	2014	2015
Total	168,212	167,806	167,437	167,105	167,191	167,696	168,507	169,569	170,859	172,315	173,884
0-4	20,708	20,211	19,806	19,427	19,007	18,600	18,428	18,317	18,260	18,248	18,258
0	4,101	3,852	3,788	3,738	3,698	3,678	3,669	3,667	3,672	3,678	3,683
1	4,098	4,071	3,825	3,762	3,713	3,675	3,656	3,647	3,647	3,653	3,659
2	4,084	4,088	4,061	3,816	3,754	3,706	3,668	3,650	3,641	3,642	3,648
3	4,146	4,073	4,078	4,051	3,807	3,747	3,699	3,662	3,645	3,636	3,637
4	4,279	4,127	4,054	4,060	4,035	3,794	3,736	3,691	3,655	3,639	3,631
5-9	23,309	22,694	21,989	21,288	20,733	20,344	19,898	19,544	19,216	18,839	18,465
5	4,448	4,262	4,112	4,039	4,049	4,027	3,787	3,731	3,688	3,653	3,638
6	4,607	4,428	4,244	4,094	4,025	4,039	4,019	3,781	3,727	3,685	3,651
7	4,707	4,585	4,408	4,224	4,079	4,014	4,030	4,012	3,776	3,724	3,683
8	4,758	4,683	4,563	4,387	4,208	4,067	4,004	4,023	4,007	3,773	3,722
9	4,789	4,736	4,662	4,544	4,372	4,197	4,058	3,997	4,018	4,004	3,771
10-14	23,258	23,445	23,482	23,389	23,168	22,791	22,254	21,627	21,010	20,520	20,177
10	4,780	4,768	4,716	4,642	4,528	4,361	4,188	4,052	3,993	4,015	4,002
11	4,754	4,756	4,745	4,694	4,624	4,515	4,351	4,179	4,046	3,989	4,012
12	4,689	4,724	4,728	4,718	4,672	4,607	4,502	4,341	4,170	4,039	3,983
13	4,593	4,652	4,688	4,693	4,689	4,649	4,588	4,487	4,330	4,160	4,031
14	4,442	4,545	4,605	4,642	4,655	4,659	4,625	4,568	4,471	4,317	4,149
15-19	18,952	19,559	20,207	20,812	21,390	21,869	22,233	22,453	22,542	22,470	22,211
15	4,247	4,379	4,483	4,545	4,593	4,615	4,627	4,598	4,546	4,453	4,302
16	4,011	4,167	4,301	4,407	4,482	4,542	4,573	4,592	4,569	4,521	4,432
17	3,779	3,913	4,072	4,209	4,330	4,418	4,489	4,528	4,556	4,538	4,494
18	3,556	3,667	3,804	3,965	4,119	4,256	4,357	4,437	4,484	4,518	4,504
19	3,359	3,433	3,547	3,686	3,866	4,038	4,187	4,298	4,387	4,440	4,479
20-24	13,842	14,080	14,409	14,843	15,445	16,220	17,102	18,057	18,988	19,833	20,518
20	3,144	3,228	3,305	3,422	3,580	3,779	3,963	4,123	4,243	4,338	4,397
21	2,937	3,008	3,096	3,176	3,312	3,489	3,700	3,896	4,064	4,192	4,291
22	2,739	2,800	2,874	2,966	3,065	3,219	3,409	3,631	3,835	4,010	4,143
23	2,579	2,601	2,665	2,743	2,855	2,971	3,139	3,338	3,570	3,779	3,959
24	2,443	2,443	2,469	2,536	2,633	2,762	2,891	3,069	3,276	3,514	3,728
25-29	10,741	10,544	10,437	10,435	10,611	10,958	11,458	12,085	12,843	13,706	14,684
25	2,315	2,310	2,313	2,342	2,428	2,542	2,684	2,821	3,008	3,221	3,464
26	2,203	2,187	2,185	2,191	2,238	2,341	2,466	2,618	2,762	2,955	3,171
27	2,117	2,082	2,069	2,070	2,092	2,155	2,269	2,403	2,561	2,712	2,908
28	2,068	2,003	1,971	1,961	1,978	2,014	2,087	2,211	2,350	2,513	2,669
29	2,038	1,962	1,899	1,871	1,875	1,906	1,952	2,032	2,162	2,305	2,472
30-34	9,541	9,357	9,116	8,853	8,654	8,550	8,547	8,659	8,901	9,279	9,776
30	1,994	1,940	1,866	1,807	1,791	1,808	1,848	1,901	1,987	2,121	2,267
31	1,954	1,904	1,852	1,781	1,735	1,731	1,755	1,802	1,861	1,950	2,086
32	1,913	1,872	1,824	1,775	1,715	1,680	1,683	1,712	1,765	1,827	1,918
33	1,870	1,839	1,800	1,754	1,714	1,665	1,636	1,644	1,677	1,734	1,798
34	1,810	1,802	1,774	1,736	1,699	1,666	1,625	1,600	1,611	1,647	1,707
35-39	8,075	8,110	8,149	8,160	8,151	8,113	8,040	7,936	7,830	7,759	7,748
35	1,736	1,748	1,743	1,716	1,685	1,655	1,628	1,592	1,570	1,583	1,621
36	1,665	1,681	1,694	1,690	1,669	1,645	1,620	1,596	1,564	1,544	1,559
37	1,606	1,614	1,631	1,645	1,646	1,632	1,612	1,591	1,570	1,540	1,522
38	1,554	1,558	1,567	1,585	1,604	1,610	1,600	1,584	1,566	1,547	1,519
39	1,514	1,509	1,514	1,524	1,547	1,571	1,580	1,573	1,560	1,545	1,527
40-44	7,117	7,064	7,017	6,984	6,994	7,060	7,167	7,287	7,393	7,471	7,504
40	1,481	1,470	1,466	1,472	1,487	1,514	1,542	1,553	1,551	1,539	1,526
41	1,459	1,439	1,429	1,426	1,436	1,456	1,486	1,517	1,530	1,531	1,521
42	1,428	1,417	1,399	1,389	1,391	1,405	1,428	1,461	1,494	1,510	1,512
43	1,392	1,387	1,376	1,360	1,355	1,361	1,378	1,403	1,438	1,474	1,491
44	1,357	1,351	1,347	1,337	1,325	1,324	1,333	1,353	1,380	1,417	1,454

Fuente: Ministerio de Economía, Dirección General de Estadística y Censos.

11- Usulután: Estimaciones y proyecciones de la población masculina por años calendario y edades simples. 2005-2025

Edad	2005	2006	2007	2008	2009	2010	2011	2012	2013	2014	2015
45-49	6,232	6,230	6,227	6,223	6,221	6,227	6,235	6,259	6,306	6,379	6,493
45	1,317	1,318	1,313	1,309	1,304	1,296	1,298	1,309	1,331	1,359	1,397
46	1,285	1,279	1,281	1,277	1,276	1,275	1,271	1,275	1,287	1,311	1,340
47	1,244	1,248	1,243	1,246	1,245	1,248	1,249	1,248	1,254	1,267	1,292
48	1,209	1,209	1,214	1,209	1,216	1,218	1,223	1,227	1,227	1,234	1,248
49	1,177	1,176	1,176	1,182	1,180	1,190	1,194	1,200	1,207	1,208	1,216
50-54	5,491	5,451	5,432	5,429	5,448	5,475	5,516	5,560	5,608	5,652	5,696
50	1,145	1,144	1,145	1,145	1,154	1,155	1,166	1,172	1,179	1,188	1,190
51	1,118	1,114	1,113	1,114	1,118	1,129	1,132	1,144	1,152	1,159	1,169
52	1,091	1,087	1,084	1,084	1,087	1,093	1,106	1,110	1,123	1,132	1,139
53	1,073	1,061	1,057	1,056	1,058	1,063	1,070	1,084	1,089	1,103	1,113
54	1,064	1,045	1,033	1,030	1,031	1,035	1,042	1,050	1,065	1,070	1,085
55-59	5,022	4,997	4,963	4,912	4,869	4,842	4,835	4,850	4,884	4,935	4,986
55	1,051	1,036	1,018	1,007	1,006	1,009	1,014	1,022	1,031	1,046	1,052
56	1,032	1,024	1,009	993	983	984	988	994	1,003	1,013	1,028
57	1,009	1,006	998	984	970	961	963	968	976	986	996
58	974	983	980	973	961	949	941	944	949	959	969
59	956	948	958	955	949	939	929	922	925	931	941
60-64	4,482	4,461	4,424	4,406	4,395	4,404	4,403	4,399	4,381	4,366	4,361
60	928	930	922	932	932	927	918	909	904	907	913
61	925	902	905	897	908	909	906	898	890	886	889
62	903	899	877	880	873	886	887	885	879	871	868
63	883	875	872	851	856	850	864	865	864	859	852
64	843	855	848	846	826	832	828	842	844	843	839
65-69	3,885	3,869	3,863	3,848	3,847	3,835	3,837	3,826	3,835	3,845	3,870
65	820	816	828	822	821	802	809	807	821	823	823
66	802	793	789	801	796	796	779	787	786	799	802
67	786	774	767	763	776	772	772	757	765	765	778
68	754	758	747	740	738	751	749	749	735	744	744
69	723	728	732	722	716	714	728	726	728	714	723
70-74	3,036	3,109	3,167	3,217	3,240	3,252	3,250	3,261	3,265	3,277	3,280
70	682	697	702	706	697	693	691	706	704	706	693
71	648	657	672	677	682	673	671	669	684	682	684
72	607	624	633	648	652	658	650	648	647	661	661
73	571	583	600	609	624	628	634	627	625	625	639
74	528	548	560	577	585	600	604	611	605	603	603
75-79	2,107	2,156	2,219	2,289	2,368	2,438	2,505	2,558	2,606	2,636	2,654
75	485	505	525	537	553	561	577	581	588	582	580
76	448	462	482	501	514	529	537	553	557	564	558
77	420	426	440	459	477	490	504	512	528	532	539
78	393	396	402	416	434	451	464	477	485	501	505
79	361	367	370	376	390	407	423	435	448	457	472
80-84	1,220	1,267	1,330	1,390	1,438	1,482	1,524	1,575	1,633	1,697	1,754
80	310	333	339	342	348	361	378	393	405	418	427
81	268	287	309	315	318	323	336	352	366	378	390
82	231	246	264	285	290	293	298	310	326	339	350
83	209	211	225	242	261	266	269	274	285	300	312
84	202	190	193	206	221	239	243	246	251	262	275
85 y más	1,194	1,202	1,200	1,200	1,212	1,236	1,275	1,316	1,358	1,403	1,449

Fuente: Ministerio de Economía, Dirección General de Estadística y Censos.

11- Usulután: Estimaciones y proyecciones de la población masculina por años calendario y edades simples. 2005-2025

Edad	2016	2017	2018	2019	2020	2021	2022	2023	2024	2025
Total	175,550	177,293	179,085	180,927	182,776	184,655	186,503	188,338	190,195	192,083
0-4	18,278	18,294	18,297	18,286	18,252	18,197	18,118	18,019	17,943	17,889
0	3,684	3,679	3,673	3,662	3,644	3,623	3,595	3,571	3,583	3,588
1	3,664	3,666	3,662	3,657	3,647	3,629	3,609	3,581	3,558	3,570
2	3,654	3,659	3,661	3,658	3,653	3,644	3,626	3,606	3,578	3,555
3	3,644	3,650	3,655	3,657	3,654	3,650	3,641	3,623	3,603	3,575
4	3,632	3,640	3,646	3,652	3,654	3,651	3,647	3,638	3,621	3,601
5-9	18,321	18,227	18,184	18,181	18,200	18,230	18,249	18,255	18,245	18,214
5	3,631	3,631	3,640	3,646	3,653	3,655	3,651	3,647	3,638	3,622
6	3,637	3,630	3,631	3,640	3,647	3,654	3,655	3,651	3,647	3,639
7	3,650	3,636	3,629	3,631	3,640	3,648	3,654	3,655	3,651	3,647
8	3,682	3,649	3,635	3,629	3,631	3,641	3,648	3,654	3,655	3,651
9	3,721	3,681	3,649	3,635	3,629	3,632	3,641	3,648	3,654	3,655
10-14	19,776	19,454	19,151	18,794	18,434	18,297	18,212	18,174	18,177	18,196
10	3,770	3,720	3,681	3,649	3,635	3,630	3,632	3,641	3,648	3,655
11	4,000	3,769	3,718	3,680	3,648	3,635	3,630	3,632	3,641	3,647
12	4,007	3,996	3,767	3,717	3,679	3,646	3,634	3,629	3,631	3,640
13	3,976	4,001	3,991	3,763	3,714	3,676	3,644	3,632	3,628	3,629
14	4,023	3,968	3,994	3,985	3,758	3,710	3,672	3,640	3,629	3,625
15-19	21,765	21,217	20,662	20,219	19,917	19,547	19,253	18,975	18,635	18,292
15	4,137	4,013	3,959	3,986	3,978	3,752	3,706	3,668	3,636	3,625
16	4,285	4,122	4,000	3,947	3,975	3,968	3,744	3,699	3,661	3,631
17	4,409	4,264	4,105	3,984	3,933	3,963	3,957	3,734	3,690	3,652
18	4,465	4,383	4,242	4,085	3,967	3,917	3,948	3,943	3,721	3,678
19	4,469	4,435	4,356	4,217	4,064	3,947	3,898	3,931	3,927	3,706
20-24	21,052	21,411	21,612	21,637	21,457	21,082	20,595	20,092	19,692	19,426
20	4,441	4,435	4,404	4,328	4,191	4,041	3,926	3,878	3,911	3,909
21	4,355	4,403	4,401	4,373	4,298	4,165	4,016	3,904	3,856	3,891
22	4,247	4,315	4,367	4,367	4,341	4,269	4,138	3,991	3,880	3,833
23	4,097	4,205	4,276	4,331	4,332	4,309	4,239	4,110	3,964	3,856
24	3,912	4,053	4,164	4,238	4,295	4,298	4,276	4,209	4,081	3,937
25-29	15,723	16,799	17,826	18,749	19,500	20,093	20,501	20,743	20,808	20,674
25	3,681	3,868	4,011	4,125	4,200	4,259	4,264	4,244	4,178	4,052
26	3,418	3,637	3,827	3,972	4,087	4,163	4,224	4,230	4,213	4,147
27	3,128	3,376	3,597	3,789	3,934	4,052	4,127	4,190	4,198	4,182
28	2,866	3,089	3,338	3,560	3,753	3,900	4,018	4,093	4,158	4,166
29	2,630	2,829	3,053	3,303	3,526	3,719	3,868	3,986	4,061	4,127
30-34	10,388	11,102	11,925	12,838	13,846	14,910	15,998	17,034	17,964	18,722
30	2,436	2,596	2,797	3,021	3,271	3,495	3,687	3,837	3,955	4,031
31	2,235	2,405	2,566	2,768	2,992	3,242	3,466	3,657	3,807	3,926
32	2,055	2,207	2,377	2,539	2,741	2,965	3,214	3,438	3,629	3,779
33	1,890	2,028	2,181	2,352	2,514	2,717	2,939	3,187	3,411	3,602
34	1,772	1,866	2,004	2,158	2,328	2,491	2,692	2,915	3,162	3,384
35-39	7,824	7,995	8,283	8,692	9,212	9,834	10,551	11,371	12,273	13,267
35	1,684	1,749	1,844	1,982	2,137	2,306	2,468	2,669	2,891	3,137
36	1,599	1,664	1,729	1,824	1,962	2,116	2,286	2,447	2,647	2,868
37	1,538	1,579	1,646	1,711	1,806	1,943	2,097	2,266	2,426	2,626
38	1,502	1,519	1,562	1,629	1,694	1,789	1,926	2,079	2,247	2,407
39	1,501	1,484	1,502	1,546	1,613	1,680	1,774	1,910	2,062	2,229
40-44	7,487	7,432	7,358	7,315	7,326	7,424	7,610	7,902	8,307	8,821
40	1,509	1,484	1,468	1,487	1,531	1,599	1,666	1,759	1,895	2,046
41	1,509	1,493	1,468	1,454	1,473	1,518	1,585	1,652	1,744	1,880
42	1,503	1,493	1,477	1,453	1,439	1,459	1,504	1,571	1,637	1,730
43	1,494	1,486	1,476	1,461	1,438	1,425	1,445	1,490	1,556	1,623
44	1,472	1,476	1,469	1,460	1,445	1,423	1,410	1,430	1,475	1,542

Fuente: Ministerio de Economía, Dirección General de Estadística y Censos.

11- Usulután: Estimaciones y proyecciones de la población masculina por años calendario y edades simples. 2005-2025

Edad	2016	2017	2018	2019	2020	2021	2022	2023	2024	2025
45-49	6,638	6,794	6,927	7,025	7,079	7,079	7,038	6,979	6,949	6,968
45	1,434	1,454	1,459	1,453	1,445	1,430	1,409	1,396	1,416	1,461
46	1,378	1,416	1,437	1,442	1,437	1,430	1,415	1,394	1,382	1,402
47	1,322	1,360	1,399	1,420	1,426	1,421	1,415	1,400	1,379	1,368
48	1,274	1,306	1,343	1,383	1,404	1,410	1,405	1,400	1,386	1,365
49	1,230	1,258	1,289	1,327	1,367	1,388	1,394	1,389	1,386	1,372
50-54	5,736	5,785	5,857	5,949	6,073	6,225	6,383	6,521	6,621	6,683
50	1,199	1,214	1,241	1,273	1,311	1,351	1,372	1,378	1,374	1,371
51	1,172	1,182	1,198	1,225	1,257	1,295	1,334	1,356	1,362	1,358
52	1,150	1,154	1,166	1,182	1,208	1,240	1,278	1,318	1,340	1,346
53	1,120	1,132	1,137	1,149	1,165	1,191	1,224	1,261	1,301	1,323
54	1,095	1,103	1,115	1,120	1,132	1,148	1,175	1,208	1,244	1,285
55-59	5,043	5,101	5,157	5,212	5,265	5,318	5,375	5,448	5,544	5,672
55	1,067	1,078	1,086	1,098	1,103	1,115	1,132	1,159	1,192	1,228
56	1,034	1,050	1,061	1,069	1,081	1,087	1,099	1,116	1,143	1,177
57	1,011	1,017	1,033	1,045	1,053	1,066	1,072	1,083	1,101	1,128
58	979	994	1,000	1,017	1,028	1,038	1,050	1,056	1,068	1,086
59	952	962	977	983	1,000	1,012	1,022	1,034	1,040	1,053
60-64	4,373	4,404	4,446	4,500	4,557	4,620	4,683	4,744	4,801	4,861
60	924	935	945	960	966	984	996	1,006	1,018	1,025
61	896	907	917	928	944	950	967	979	989	1,002
62	871	878	889	899	911	927	933	950	962	973
63	849	853	860	871	882	894	910	916	933	945
64	833	831	835	842	854	865	877	893	899	916
65-69	3,883	3,894	3,892	3,893	3,901	3,924	3,960	4,006	4,064	4,120
65	819	814	813	817	825	837	848	860	875	881
66	803	800	795	795	799	808	819	830	842	857
67	781	783	780	777	777	781	790	801	812	824
68	757	761	763	761	758	759	763	771	783	793
69	723	736	741	743	742	739	740	744	752	765
70-74	3,293	3,293	3,308	3,327	3,357	3,379	3,394	3,399	3,405	3,421
70	702	703	716	721	723	722	719	721	725	734
71	672	681	683	696	701	703	702	699	701	706
72	663	651	660	662	675	680	682	681	679	682
73	639	641	630	639	641	654	659	661	660	659
74	617	617	619	609	617	620	632	637	640	640
75-79	2,657	2,672	2,681	2,700	2,708	2,722	2,727	2,744	2,764	2,798
75	580	594	594	597	587	595	598	610	615	619
76	557	557	570	571	574	564	572	575	587	593
77	533	532	533	546	547	550	540	548	551	564
78	511	507	506	508	520	521	524	515	523	526
79	476	482	478	478	480	492	493	496	488	496
80-84	1,809	1,855	1,895	1,921	1,939	1,951	1,969	1,982	2,001	2,009
80	441	445	451	447	447	451	462	463	466	459
81	398	412	416	422	418	419	422	433	434	437
82	361	369	382	386	392	389	390	393	403	404
83	322	333	340	353	357	363	360	361	364	373
84	287	296	306	313	325	329	335	332	334	336
85 y más	1,504	1,564	1,624	1,689	1,753	1,823	1,887	1,950	2,002	2,050

Fuente: Ministerio de Economía, Dirección General de Estadística y Censos.

11- Usulután: Estimaciones y proyecciones de la población femenina por años calendario y edades simples. 2005-2025

Edad	2005	2006	2007	2008	2009	2010	2011	2012	2013	2014	2015
Total	184,032	184,320	184,605	184,881	185,537	186,438	187,578	188,926	190,443	192,101	193,857
0-4	19,842	19,361	18,961	18,578	18,159	17,777	17,612	17,510	17,458	17,448	17,458
0	3,900	3,675	3,613	3,564	3,528	3,508	3,501	3,500	3,504	3,510	3,514
1	3,939	3,883	3,659	3,597	3,550	3,514	3,495	3,489	3,489	3,493	3,499
2	3,923	3,930	3,874	3,650	3,589	3,543	3,507	3,490	3,484	3,485	3,489
3	3,978	3,913	3,920	3,864	3,642	3,582	3,537	3,502	3,486	3,480	3,481
4	4,102	3,960	3,895	3,903	3,850	3,630	3,572	3,529	3,495	3,480	3,475
5-9	22,282	21,709	21,050	20,397	19,888	19,502	19,069	18,717	18,388	18,010	17,664
5	4,258	4,086	3,945	3,880	3,892	3,842	3,623	3,567	3,526	3,493	3,479
6	4,406	4,239	4,068	3,928	3,867	3,882	3,834	3,618	3,564	3,524	3,492
7	4,498	4,385	4,219	4,048	3,914	3,856	3,873	3,828	3,614	3,562	3,523
8	4,545	4,476	4,363	4,198	4,032	3,902	3,846	3,866	3,824	3,611	3,561
9	4,575	4,523	4,455	4,343	4,183	4,020	3,893	3,838	3,860	3,820	3,609
10-14	22,367	22,489	22,488	22,381	22,163	21,801	21,293	20,709	20,132	19,678	19,337
10	4,566	4,553	4,502	4,435	4,328	4,171	4,010	3,886	3,832	3,855	3,816
11	4,549	4,544	4,532	4,482	4,419	4,316	4,161	4,003	3,880	3,827	3,851
12	4,501	4,524	4,520	4,508	4,464	4,405	4,305	4,152	3,996	3,874	3,822
13	4,431	4,472	4,496	4,493	4,486	4,446	4,390	4,294	4,143	3,989	3,868
14	4,320	4,396	4,438	4,463	4,466	4,463	4,427	4,374	4,281	4,133	3,980
15-19	19,176	19,681	20,199	20,667	21,094	21,414	21,640	21,752	21,760	21,638	21,355
15	4,176	4,277	4,354	4,397	4,429	4,437	4,438	4,406	4,356	4,266	4,121
16	3,996	4,125	4,226	4,304	4,356	4,394	4,408	4,413	4,384	4,337	4,249
17	3,824	3,936	4,066	4,168	4,255	4,315	4,358	4,377	4,387	4,361	4,316
18	3,660	3,756	3,869	4,000	4,113	4,207	4,274	4,322	4,345	4,360	4,336
19	3,520	3,587	3,684	3,798	3,941	4,061	4,162	4,234	4,288	4,314	4,333
20-24	15,351	15,666	16,028	16,445	16,954	17,547	18,193	18,872	19,519	20,091	20,530
20	3,361	3,443	3,511	3,610	3,736	3,886	4,014	4,120	4,197	4,255	4,284
21	3,202	3,284	3,367	3,436	3,546	3,680	3,837	3,971	4,082	4,164	4,224
22	3,046	3,125	3,208	3,292	3,373	3,490	3,631	3,794	3,933	4,049	4,133
23	2,922	2,969	3,049	3,132	3,229	3,317	3,441	3,588	3,756	3,900	4,018
24	2,820	2,845	2,893	2,975	3,070	3,174	3,270	3,399	3,551	3,723	3,871
25-29	12,933	12,885	12,922	13,047	13,314	13,681	14,137	14,663	15,263	15,915	16,632
25	2,717	2,745	2,771	2,820	2,914	3,016	3,128	3,229	3,364	3,519	3,695
26	2,624	2,644	2,673	2,700	2,761	2,862	2,971	3,089	3,195	3,333	3,492
27	2,557	2,552	2,573	2,603	2,642	2,710	2,818	2,932	3,055	3,165	3,305
28	2,524	2,487	2,483	2,505	2,546	2,593	2,667	2,781	2,899	3,026	3,138
29	2,511	2,457	2,422	2,419	2,451	2,500	2,553	2,632	2,750	2,872	3,002
30-34	11,963	11,900	11,772	11,622	11,530	11,516	11,591	11,775	12,065	12,458	12,932
30	2,476	2,447	2,394	2,360	2,367	2,407	2,461	2,520	2,603	2,724	2,849
31	2,441	2,416	2,388	2,336	2,312	2,326	2,371	2,430	2,493	2,579	2,703
32	2,400	2,384	2,360	2,333	2,290	2,273	2,292	2,342	2,405	2,471	2,559
33	2,357	2,347	2,332	2,309	2,291	2,253	2,242	2,266	2,319	2,384	2,454
34	2,289	2,306	2,298	2,284	2,270	2,257	2,225	2,217	2,245	2,300	2,367
35-39	10,303	10,431	10,574	10,694	10,808	10,885	10,921	10,912	10,894	10,907	10,975
35	2,203	2,241	2,259	2,252	2,247	2,238	2,231	2,202	2,197	2,228	2,284
36	2,120	2,157	2,196	2,215	2,216	2,215	2,213	2,209	2,183	2,180	2,213
37	2,050	2,077	2,115	2,155	2,181	2,186	2,189	2,192	2,190	2,167	2,166
38	1,989	2,008	2,036	2,075	2,122	2,152	2,161	2,168	2,174	2,174	2,152
39	1,941	1,948	1,968	1,997	2,042	2,094	2,127	2,141	2,150	2,158	2,160
40-44	9,073	9,100	9,126	9,159	9,247	9,400	9,607	9,843	10,069	10,264	10,413
40	1,898	1,901	1,909	1,929	1,965	2,014	2,070	2,107	2,123	2,134	2,144
41	1,866	1,857	1,862	1,871	1,897	1,937	1,990	2,049	2,088	2,106	2,119
42	1,823	1,826	1,818	1,824	1,839	1,869	1,912	1,969	2,031	2,072	2,091
43	1,769	1,785	1,789	1,782	1,794	1,812	1,846	1,892	1,952	2,016	2,058
44	1,717	1,731	1,748	1,753	1,752	1,768	1,789	1,826	1,875	1,936	2,001

Fuente: Ministerio de Economía, Dirección General de Estadística y Censos.

11- Usulután: Estimaciones y proyecciones de la población femenina por años calendario y edades simples. 2005-2025

Edad	2005	2006	2007	2008	2009	2010	2011	2012	2013	2014	2015
45-49	7,818	7,893	7,980	8,069	8,167	8,260	8,355	8,457	8,580	8,739	8,952
45	1,662	1,680	1,695	1,713	1,723	1,726	1,745	1,769	1,809	1,859	1,922
46	1,614	1,627	1,646	1,661	1,684	1,698	1,704	1,725	1,752	1,794	1,845
47	1,559	1,580	1,594	1,614	1,634	1,660	1,676	1,685	1,709	1,737	1,780
48	1,511	1,527	1,548	1,563	1,588	1,611	1,639	1,657	1,669	1,694	1,724
49	1,472	1,479	1,497	1,518	1,538	1,565	1,591	1,621	1,641	1,655	1,681
50-54	6,922	6,899	6,908	6,945	7,020	7,124	7,251	7,396	7,553	7,704	7,845
50	1,433	1,441	1,449	1,467	1,492	1,515	1,544	1,572	1,605	1,626	1,641
51	1,404	1,403	1,412	1,421	1,442	1,470	1,495	1,526	1,556	1,590	1,612
52	1,376	1,376	1,376	1,385	1,398	1,421	1,452	1,478	1,511	1,543	1,578
53	1,358	1,348	1,349	1,349	1,362	1,377	1,402	1,435	1,462	1,497	1,530
54	1,351	1,331	1,322	1,323	1,326	1,341	1,358	1,385	1,419	1,448	1,484
55-59	6,366	6,383	6,378	6,344	6,320	6,305	6,325	6,380	6,467	6,588	6,726
55	1,338	1,324	1,304	1,297	1,301	1,306	1,323	1,341	1,369	1,405	1,435
56	1,313	1,312	1,298	1,278	1,274	1,280	1,288	1,306	1,326	1,354	1,391
57	1,281	1,286	1,286	1,273	1,256	1,254	1,261	1,271	1,290	1,312	1,340
58	1,232	1,255	1,260	1,261	1,250	1,236	1,236	1,244	1,255	1,276	1,298
59	1,202	1,206	1,230	1,235	1,239	1,229	1,217	1,218	1,227	1,241	1,262
60-64	5,564	5,594	5,605	5,641	5,689	5,760	5,809	5,843	5,851	5,864	5,883
60	1,160	1,176	1,180	1,205	1,212	1,218	1,210	1,199	1,201	1,212	1,227
61	1,150	1,135	1,151	1,155	1,183	1,191	1,199	1,192	1,181	1,185	1,197
62	1,120	1,124	1,109	1,126	1,132	1,161	1,171	1,180	1,174	1,165	1,170
63	1,092	1,094	1,098	1,083	1,102	1,110	1,140	1,152	1,162	1,157	1,149
64	1,042	1,065	1,067	1,072	1,060	1,080	1,089	1,120	1,133	1,145	1,140
65-69	4,766	4,790	4,824	4,848	4,888	4,924	4,980	5,023	5,094	5,168	5,260
65	1,011	1,014	1,038	1,040	1,047	1,037	1,058	1,068	1,099	1,114	1,126
66	987	984	987	1,011	1,015	1,024	1,016	1,037	1,048	1,079	1,094
67	964	960	957	960	986	991	1,001	995	1,016	1,028	1,058
68	924	936	933	930	935	961	967	979	974	995	1,008
69	880	896	909	907	905	911	938	944	957	952	974
70-74	3,674	3,786	3,888	3,984	4,058	4,114	4,152	4,205	4,248	4,305	4,353
70	828	853	870	883	882	881	887	915	921	935	930
71	784	801	827	844	858	857	857	864	892	898	912
72	734	758	775	801	818	833	832	834	841	868	874
73	690	708	732	749	775	792	808	808	810	817	843
74	638	666	684	707	725	751	768	784	784	787	794
75-79	2,553	2,612	2,698	2,795	2,907	3,013	3,122	3,220	3,318	3,392	3,453
75	589	615	643	660	683	700	726	743	760	760	763
76	543	565	590	618	634	657	675	700	717	733	734
77	509	516	538	562	590	606	628	646	671	688	704
78	475	478	485	507	530	557	574	595	613	637	654
79	437	438	442	448	470	493	519	536	557	574	598
80-84	1,493	1,548	1,614	1,676	1,724	1,771	1,827	1,904	1,991	2,089	2,181
80	375	393	394	398	405	426	449	474	492	513	529
81	326	352	369	370	374	381	401	423	447	464	484
82	283	304	328	344	346	349	356	376	396	419	435
83	258	262	282	304	319	321	324	331	350	369	391
84	251	237	241	260	280	294	297	300	306	324	342
85 y más	1,586	1,593	1,590	1,589	1,607	1,644	1,694	1,745	1,793	1,843	1,908

Fuente: Ministerio de Economía, Dirección General de Estadística y Censos.

11- Usulután: Estimaciones y proyecciones de la población femenina por años calendario y edades simples. 2005-2025

Edad	2016	2017	2018	2019	2020	2021	2022	2023	2024	2025
Total	195,707	197,622	199,582	201,561	203,546	205,544	207,535	209,523	211,528	213,562
0-4	17,477	17,493	17,499	17,489	17,456	17,403	17,326	17,231	17,159	17,108
0	3,516	3,513	3,508	3,496	3,479	3,459	3,434	3,412	3,422	3,427
1	3,504	3,506	3,504	3,499	3,487	3,471	3,451	3,426	3,404	3,415
2	3,495	3,500	3,502	3,501	3,496	3,484	3,468	3,448	3,423	3,401
3	3,486	3,492	3,497	3,499	3,498	3,494	3,482	3,466	3,446	3,421
4	3,476	3,482	3,488	3,494	3,496	3,495	3,491	3,479	3,464	3,444
5-9	17,530	17,446	17,406	17,407	17,427	17,455	17,475	17,483	17,473	17,441
5	3,476	3,476	3,483	3,489	3,496	3,498	3,496	3,492	3,480	3,466
6	3,479	3,476	3,477	3,484	3,490	3,498	3,499	3,497	3,493	3,481
7	3,492	3,479	3,476	3,478	3,485	3,492	3,499	3,500	3,498	3,494
8	3,523	3,492	3,479	3,477	3,479	3,487	3,493	3,500	3,501	3,499
9	3,560	3,523	3,491	3,479	3,477	3,480	3,488	3,494	3,501	3,501
10-14	18,944	18,626	18,324	17,968	17,636	17,511	17,436	17,404	17,408	17,429
10	3,606	3,559	3,523	3,491	3,479	3,477	3,480	3,488	3,494	3,501
11	3,813	3,604	3,558	3,522	3,490	3,479	3,477	3,480	3,488	3,494
12	3,847	3,810	3,601	3,556	3,520	3,489	3,478	3,476	3,479	3,486
13	3,817	3,842	3,806	3,598	3,553	3,517	3,487	3,476	3,474	3,477
14	3,861	3,811	3,836	3,801	3,594	3,549	3,514	3,484	3,473	3,471
15-19	20,912	20,384	19,853	19,433	19,120	18,750	18,452	18,165	17,822	17,505
15	3,970	3,852	3,803	3,829	3,794	3,588	3,543	3,509	3,479	3,469
16	4,107	3,958	3,841	3,793	3,820	3,786	3,581	3,536	3,503	3,473
17	4,231	4,091	3,944	3,828	3,782	3,809	3,776	3,572	3,528	3,495
18	4,293	4,212	4,073	3,928	3,813	3,769	3,797	3,764	3,561	3,518
19	4,311	4,271	4,192	4,055	3,911	3,798	3,755	3,784	3,751	3,550
20-24	20,859	21,051	21,127	21,066	20,838	20,443	19,952	19,459	19,070	18,785
20	4,307	4,286	4,249	4,172	4,037	3,894	3,782	3,741	3,770	3,739
21	4,257	4,281	4,263	4,228	4,153	4,020	3,877	3,767	3,727	3,757
22	4,197	4,231	4,258	4,242	4,208	4,135	4,003	3,862	3,753	3,714
23	4,106	4,171	4,208	4,237	4,222	4,190	4,117	3,987	3,848	3,740
24	3,992	4,082	4,149	4,187	4,218	4,204	4,173	4,102	3,972	3,835
25-29	17,377	18,140	18,857	19,486	19,974	20,344	20,578	20,687	20,656	20,456
25	3,845	3,969	4,060	4,129	4,169	4,201	4,189	4,158	4,088	3,959
26	3,669	3,822	3,947	4,040	4,110	4,152	4,185	4,174	4,143	4,076
27	3,466	3,646	3,800	3,927	4,021	4,093	4,136	4,170	4,159	4,130
28	3,281	3,443	3,626	3,781	3,909	4,004	4,078	4,121	4,157	4,146
29	3,116	3,260	3,424	3,609	3,765	3,894	3,990	4,064	4,109	4,145
30-34	13,479	14,077	14,733	15,429	16,183	16,960	17,750	18,493	19,145	19,656
30	2,981	3,098	3,242	3,407	3,594	3,750	3,881	3,977	4,052	4,098
31	2,830	2,964	3,082	3,227	3,393	3,580	3,738	3,869	3,966	4,042
32	2,685	2,814	2,949	3,068	3,214	3,381	3,568	3,727	3,859	3,956
33	2,543	2,671	2,801	2,937	3,056	3,203	3,370	3,559	3,718	3,850
34	2,440	2,530	2,659	2,790	2,926	3,046	3,193	3,361	3,550	3,710
35-39	11,116	11,358	11,695	12,125	12,628	13,195	13,810	14,480	15,187	15,954
35	2,353	2,428	2,519	2,649	2,779	2,916	3,037	3,185	3,353	3,542
36	2,270	2,341	2,417	2,509	2,639	2,769	2,907	3,029	3,177	3,345
37	2,201	2,259	2,331	2,407	2,500	2,630	2,761	2,899	3,021	3,170
38	2,153	2,189	2,249	2,321	2,398	2,491	2,622	2,753	2,891	3,014
39	2,139	2,141	2,179	2,239	2,312	2,389	2,483	2,614	2,745	2,883
40-44	10,506	10,538	10,560	10,607	10,701	10,865	11,124	11,472	11,910	12,418
40	2,147	2,127	2,131	2,169	2,230	2,303	2,381	2,475	2,606	2,737
41	2,131	2,135	2,117	2,121	2,160	2,221	2,295	2,373	2,466	2,598
42	2,105	2,118	2,124	2,107	2,111	2,150	2,212	2,286	2,364	2,458
43	2,078	2,093	2,107	2,114	2,097	2,102	2,142	2,204	2,278	2,356
44	2,045	2,065	2,081	2,096	2,103	2,089	2,094	2,134	2,196	2,269

Fuente: Ministerio de Economía, Dirección General de Estadística y Censos.

11- Usulután: Estimaciones y proyecciones de la población femenina por años calendario y edades simples. 2005-2025

Edad	2016	2017	2018	2019	2020	2021	2022	2023	2024	2025
45-49	9,208	9,481	9,732	9,947	10,114	10,227	10,281	10,318	10,376	10,481
45	1,988	2,033	2,053	2,070	2,085	2,094	2,080	2,085	2,125	2,187
46	1,909	1,976	2,021	2,042	2,059	2,076	2,085	2,071	2,076	2,116
47	1,832	1,897	1,965	2,009	2,030	2,049	2,067	2,076	2,062	2,067
48	1,767	1,820	1,885	1,953	1,998	2,020	2,039	2,057	2,066	2,054
49	1,712	1,755	1,808	1,873	1,942	1,988	2,010	2,029	2,047	2,057
50-54	7,978	8,113	8,256	8,432	8,657	8,923	9,202	9,459	9,684	9,864
50	1,668	1,699	1,743	1,796	1,862	1,932	1,978	2,000	2,019	2,038
51	1,628	1,656	1,687	1,731	1,785	1,852	1,921	1,967	1,989	2,009
52	1,600	1,617	1,645	1,677	1,721	1,774	1,841	1,910	1,957	1,980
53	1,565	1,588	1,605	1,634	1,666	1,710	1,763	1,830	1,900	1,947
54	1,517	1,553	1,576	1,594	1,623	1,655	1,699	1,752	1,819	1,890
55-59	6,884	7,051	7,229	7,392	7,540	7,679	7,817	7,968	8,148	8,380
55	1,472	1,505	1,540	1,564	1,582	1,611	1,643	1,687	1,741	1,809
56	1,422	1,459	1,493	1,528	1,552	1,570	1,599	1,632	1,676	1,731
57	1,378	1,409	1,447	1,481	1,516	1,540	1,558	1,588	1,621	1,665
58	1,327	1,365	1,397	1,435	1,468	1,503	1,527	1,546	1,576	1,610
59	1,285	1,313	1,352	1,384	1,422	1,455	1,490	1,515	1,534	1,565
60-64	5,929	6,010	6,113	6,242	6,386	6,545	6,719	6,898	7,062	7,216
60	1,248	1,271	1,300	1,339	1,371	1,408	1,442	1,477	1,502	1,522
61	1,213	1,235	1,257	1,286	1,325	1,357	1,395	1,429	1,464	1,490
62	1,182	1,199	1,221	1,243	1,272	1,311	1,343	1,381	1,415	1,451
63	1,154	1,167	1,184	1,206	1,228	1,257	1,297	1,329	1,367	1,401
64	1,132	1,138	1,151	1,168	1,190	1,212	1,242	1,282	1,314	1,352
65-69	5,328	5,381	5,410	5,435	5,465	5,519	5,602	5,710	5,842	5,988
65	1,122	1,115	1,121	1,134	1,151	1,173	1,196	1,226	1,266	1,298
66	1,107	1,105	1,098	1,104	1,117	1,135	1,157	1,180	1,210	1,249
67	1,074	1,088	1,087	1,080	1,086	1,100	1,118	1,140	1,163	1,193
68	1,038	1,055	1,069	1,068	1,062	1,068	1,082	1,100	1,122	1,145
69	987	1,018	1,035	1,049	1,049	1,043	1,049	1,064	1,081	1,103
70-74	4,420	4,479	4,562	4,645	4,743	4,817	4,873	4,907	4,939	4,975
70	952	966	997	1,015	1,029	1,029	1,023	1,030	1,045	1,062
71	908	931	946	976	994	1,008	1,008	1,003	1,010	1,025
72	889	887	910	924	954	972	986	986	982	989
73	851	867	865	888	901	931	949	963	963	959
74	820	828	844	842	865	877	907	925	939	940
75-79	3,497	3,554	3,602	3,664	3,719	3,788	3,846	3,925	4,007	4,102
75	770	796	804	820	818	841	853	882	900	915
76	737	745	771	779	794	793	815	827	856	874
77	705	709	717	742	750	766	765	787	799	827
78	670	672	676	685	709	717	733	733	755	767
79	615	632	634	638	648	671	680	696	697	719
80-84	2,278	2,366	2,454	2,525	2,584	2,633	2,689	2,738	2,800	2,857
80	554	570	588	591	595	606	628	638	655	656
81	500	524	539	557	560	564	575	596	606	622
82	455	470	493	507	525	528	532	543	563	573
83	406	425	439	461	475	492	495	499	510	529
84	363	377	395	409	429	443	459	462	466	477
85 y más	1,985	2,074	2,170	2,269	2,375	2,487	2,603	2,726	2,840	2,947

Fuente: Ministerio de Economía, Dirección General de Estadística y Censos.

12- San Miguel: Estimaciones y proyecciones de la población de ambos sexos por años calendario y edades simples. 2005-2025

Edad	2005	2006	2007	2008	2009	2010	2011	2012	2013	2014	2015
Total	461,542	462,306	463,083	463,853	465,670	468,311	471,652	475,534	479,861	484,547	489,476
0-4	53,925	52,632	51,415	50,320	49,315	48,430	47,792	47,304	46,967	46,751	46,619
0	10,406	10,096	9,897	9,723	9,584	9,489	9,428	9,383	9,361	9,348	9,338
1	10,552	10,343	10,037	9,841	9,671	9,534	9,442	9,384	9,341	9,322	9,310
2	10,741	10,526	10,318	10,013	9,819	9,651	9,516	9,426	9,371	9,328	9,310
3	11,004	10,714	10,500	10,292	9,990	9,800	9,634	9,501	9,413	9,358	9,317
4	11,222	10,953	10,663	10,451	10,251	9,956	9,772	9,610	9,481	9,395	9,344
5-9	58,547	57,665	56,477	55,110	53,803	52,670	51,526	50,462	49,509	48,620	47,830
5	11,427	11,158	10,892	10,604	10,403	10,210	9,923	9,743	9,585	9,460	9,377
6	11,702	11,355	11,088	10,823	10,548	10,356	10,171	9,890	9,714	9,560	9,439
7	11,835	11,624	11,279	11,013	10,762	10,497	10,313	10,136	9,859	9,688	9,538
8	11,855	11,751	11,543	11,201	10,949	10,709	10,452	10,276	10,105	9,832	9,666
9	11,728	11,777	11,675	11,469	11,141	10,898	10,667	10,417	10,246	10,080	9,810
10-14	56,443	56,973	57,270	57,314	57,193	56,776	56,087	55,113	53,977	52,857	51,876
10	11,610	11,653	11,703	11,603	11,410	11,092	10,858	10,633	10,389	10,223	10,059
11	11,527	11,532	11,577	11,629	11,542	11,359	11,049	10,821	10,602	10,365	10,202
12	11,412	11,442	11,448	11,496	11,562	11,486	11,312	11,010	10,788	10,575	10,342
13	11,152	11,313	11,345	11,354	11,418	11,498	11,434	11,269	10,974	10,757	10,548
14	10,742	11,033	11,197	11,232	11,261	11,341	11,434	11,380	11,224	10,937	10,725
15-19	47,951	48,841	49,925	51,072	52,288	53,380	54,290	54,991	55,435	55,637	55,479
15	10,307	10,598	10,893	11,060	11,120	11,169	11,265	11,371	11,328	11,181	10,901
16	9,901	10,136	10,432	10,731	10,928	11,012	11,081	11,191	11,310	11,277	11,138
17	9,584	9,706	9,946	10,248	10,581	10,806	10,912	11,000	11,124	11,253	11,229
18	9,253	9,372	9,499	9,746	10,084	10,448	10,698	10,824	10,926	11,063	11,201
19	8,906	9,029	9,155	9,287	9,575	9,945	10,334	10,605	10,747	10,863	11,010
20-24	39,900	40,168	40,578	41,159	42,061	43,269	44,720	46,428	48,227	49,959	51,466
20	8,505	8,678	8,807	8,940	9,113	9,434	9,831	10,242	10,527	10,683	10,811
21	8,182	8,278	8,457	8,592	8,768	8,975	9,322	9,739	10,167	10,465	10,631
22	7,951	7,956	8,060	8,245	8,421	8,632	8,866	9,233	9,665	10,107	10,414
23	7,749	7,728	7,739	7,850	8,076	8,286	8,523	8,778	9,161	9,604	10,057
24	7,513	7,528	7,515	7,532	7,683	7,942	8,178	8,436	8,707	9,100	9,553
25-29	33,227	33,441	33,778	34,163	34,647	35,273	36,075	37,092	38,336	39,765	41,375
25	7,169	7,296	7,318	7,311	7,368	7,552	7,835	8,092	8,365	8,648	9,050
26	6,842	6,957	7,090	7,119	7,149	7,239	7,446	7,749	8,021	8,306	8,597
27	6,552	6,637	6,757	6,896	6,961	7,021	7,135	7,361	7,678	7,961	8,255
28	6,388	6,353	6,445	6,571	6,744	6,838	6,920	7,051	7,291	7,618	7,908
29	6,276	6,198	6,168	6,266	6,425	6,623	6,739	6,839	6,981	7,232	7,565
30-34	29,727	29,555	29,314	29,030	29,008	29,279	29,900	30,710	31,618	32,526	33,483
30	6,219	6,095	6,022	5,997	6,127	6,309	6,526	6,659	6,771	6,923	7,180
31	6,106	6,046	5,929	5,860	5,865	6,017	6,217	6,448	6,592	6,715	6,873
32	5,977	5,942	5,887	5,775	5,734	5,760	5,928	6,141	6,383	6,535	6,664
33	5,792	5,823	5,792	5,741	5,654	5,633	5,676	5,854	6,078	6,327	6,486
34	5,633	5,649	5,684	5,657	5,628	5,560	5,553	5,608	5,794	6,026	6,280
35-39	25,162	25,590	25,965	26,273	26,519	26,710	26,823	26,907	26,997	27,269	27,773
35	5,463	5,499	5,521	5,558	5,552	5,539	5,485	5,488	5,551	5,745	5,982
36	5,263	5,338	5,377	5,401	5,458	5,467	5,466	5,421	5,434	5,504	5,701
37	5,024	5,146	5,223	5,265	5,307	5,377	5,398	5,406	5,368	5,387	5,462
38	4,802	4,913	5,037	5,116	5,174	5,229	5,310	5,339	5,355	5,323	5,346
39	4,610	4,694	4,807	4,933	5,028	5,098	5,164	5,253	5,289	5,310	5,282
40-44	21,329	21,351	21,487	21,736	22,202	22,767	23,398	24,006	24,579	25,036	25,401
40	4,484	4,504	4,591	4,706	4,847	4,954	5,034	5,107	5,203	5,244	5,270
41	4,344	4,380	4,403	4,492	4,622	4,774	4,890	4,979	5,058	5,158	5,204
42	4,268	4,242	4,280	4,305	4,407	4,549	4,711	4,833	4,929	5,013	5,116
43	4,158	4,166	4,143	4,183	4,222	4,336	4,487	4,655	4,783	4,883	4,970
44	4,075	4,059	4,070	4,050	4,104	4,154	4,276	4,432	4,606	4,738	4,841

Fuente: Ministerio de Economía, Dirección General de Estadística y Censos.

12- San Miguel: Estimaciones y proyecciones de la población de ambos sexos por años calendario y edades simples. 2005-2025

Edad	2005	2006	2007	2008	2009	2010	2011	2012	2013	2014	2015
45-49	18,722	18,792	18,856	18,932	19,035	19,200	19,400	19,734	20,200	20,837	21,533
45	3,948	3,978	3,965	3,978	3,972	4,036	4,094	4,223	4,384	4,562	4,697
46	3,834	3,855	3,887	3,877	3,902	3,906	3,978	4,042	4,176	4,341	4,520
47	3,736	3,746	3,769	3,803	3,806	3,839	3,851	3,928	3,997	4,135	4,301
48	3,643	3,651	3,663	3,688	3,733	3,744	3,785	3,803	3,883	3,956	4,097
49	3,561	3,562	3,572	3,586	3,622	3,675	3,692	3,738	3,760	3,843	3,918
50-54	16,535	16,541	16,576	16,646	16,755	16,918	17,117	17,332	17,573	17,808	18,076
50	3,459	3,483	3,487	3,498	3,521	3,565	3,624	3,645	3,696	3,721	3,807
51	3,376	3,382	3,409	3,414	3,435	3,465	3,514	3,577	3,602	3,656	3,683
52	3,286	3,302	3,309	3,337	3,351	3,378	3,413	3,467	3,533	3,561	3,616
53	3,236	3,211	3,230	3,237	3,273	3,293	3,326	3,365	3,422	3,490	3,520
54	3,178	3,163	3,141	3,160	3,175	3,217	3,240	3,278	3,320	3,380	3,450
55-59	14,916	14,935	14,943	14,902	14,898	14,915	15,021	15,160	15,358	15,562	15,803
55	3,149	3,106	3,094	3,073	3,100	3,119	3,166	3,192	3,234	3,278	3,340
56	3,070	3,080	3,040	3,029	3,014	3,047	3,070	3,120	3,150	3,194	3,239
57	2,989	3,003	3,013	2,976	2,972	2,961	3,000	3,026	3,078	3,110	3,155
58	2,889	2,923	2,938	2,949	2,920	2,920	2,913	2,955	2,984	3,037	3,071
59	2,819	2,823	2,858	2,875	2,892	2,868	2,872	2,867	2,912	2,943	2,998
60-64	12,883	12,909	12,973	13,089	13,232	13,368	13,466	13,567	13,625	13,704	13,789
60	2,733	2,753	2,759	2,795	2,817	2,837	2,819	2,826	2,824	2,870	2,903
61	2,633	2,667	2,689	2,695	2,737	2,763	2,785	2,772	2,781	2,781	2,829
62	2,553	2,567	2,602	2,625	2,636	2,681	2,711	2,735	2,724	2,736	2,737
63	2,503	2,486	2,502	2,537	2,565	2,579	2,627	2,659	2,687	2,677	2,690
64	2,461	2,436	2,421	2,437	2,477	2,508	2,524	2,575	2,609	2,640	2,630
65-69	11,004	11,100	11,164	11,194	11,228	11,290	11,382	11,512	11,695	11,894	12,076
65	2,387	2,393	2,370	2,358	2,377	2,421	2,455	2,473	2,524	2,560	2,591
66	2,298	2,318	2,325	2,303	2,298	2,318	2,365	2,400	2,420	2,473	2,510
67	2,194	2,228	2,250	2,258	2,240	2,238	2,260	2,310	2,346	2,368	2,421
68	2,103	2,126	2,160	2,182	2,195	2,180	2,181	2,204	2,256	2,292	2,316
69	2,022	2,035	2,059	2,093	2,118	2,133	2,121	2,125	2,149	2,201	2,238
70-74	8,598	8,801	8,962	9,102	9,231	9,358	9,487	9,592	9,677	9,752	9,849
70	1,934	1,954	1,968	1,992	2,028	2,055	2,071	2,063	2,068	2,094	2,144
71	1,840	1,868	1,889	1,903	1,929	1,965	1,994	2,011	2,006	2,011	2,038
72	1,719	1,775	1,803	1,823	1,838	1,866	1,903	1,933	1,951	1,947	1,952
73	1,612	1,655	1,710	1,739	1,760	1,776	1,805	1,843	1,872	1,890	1,887
74	1,493	1,549	1,592	1,645	1,676	1,696	1,714	1,742	1,780	1,810	1,828
75-79	5,921	6,079	6,278	6,506	6,749	6,972	7,160	7,317	7,462	7,599	7,733
75	1,373	1,432	1,487	1,529	1,582	1,612	1,632	1,651	1,679	1,718	1,747
76	1,265	1,312	1,370	1,423	1,464	1,515	1,546	1,567	1,586	1,614	1,652
77	1,169	1,202	1,248	1,305	1,356	1,397	1,447	1,477	1,498	1,517	1,545
78	1,097	1,105	1,137	1,182	1,237	1,286	1,325	1,373	1,404	1,425	1,443
79	1,017	1,028	1,036	1,067	1,110	1,162	1,210	1,249	1,295	1,325	1,346
80-84	3,398	3,561	3,761	3,938	4,094	4,228	4,364	4,529	4,716	4,918	5,101
80	879	941	952	960	990	1,032	1,081	1,127	1,166	1,212	1,240
81	748	819	877	888	896	924	965	1,011	1,055	1,093	1,136
82	642	691	758	812	822	830	858	897	940	982	1,017
83	570	589	635	697	747	757	765	791	828	869	908
84	559	521	539	581	639	685	695	703	727	762	800
85 y más	3,354	3,372	3,361	3,367	3,412	3,508	3,644	3,778	3,910	4,053	4,214

Fuente: Ministerio de Economía, Dirección General de Estadística y Censos.

12- San Miguel: Estimaciones y proyecciones de la población de ambos sexos por años calendario y edades simples. 2005-2025

Edad	2016	2017	2018	2019	2020	2021	2022	2023	2024	2025
Total	494,610	499,917	505,300	510,766	516,241	521,706	527,135	532,524	537,958	543,426
0-4	46,531	46,473	46,414	46,347	46,250	46,118	45,948	45,749	45,610	45,538
0	9,328	9,313	9,292	9,273	9,232	9,186	9,134	9,086	9,130	9,156
1	9,301	9,292	9,278	9,260	9,242	9,202	9,156	9,106	9,059	9,103
2	9,299	9,290	9,281	9,268	9,251	9,234	9,194	9,148	9,098	9,051
3	9,299	9,290	9,282	9,273	9,260	9,243	9,228	9,188	9,142	9,092
4	9,304	9,288	9,281	9,273	9,265	9,253	9,236	9,221	9,181	9,136
5-9	47,273	46,857	46,576	46,408	46,312	46,249	46,214	46,175	46,122	46,039
5	9,329	9,290	9,275	9,271	9,263	9,257	9,245	9,228	9,213	9,175
6	9,359	9,315	9,278	9,263	9,261	9,253	9,249	9,237	9,220	9,205
7	9,420	9,345	9,302	9,266	9,253	9,251	9,244	9,241	9,229	9,212
8	9,518	9,404	9,331	9,290	9,256	9,243	9,242	9,236	9,233	9,221
9	9,647	9,503	9,390	9,318	9,279	9,245	9,234	9,233	9,227	9,226
10-14	50,856	49,895	49,024	48,200	47,467	46,955	46,571	46,318	46,174	46,092
10	9,793	9,632	9,490	9,377	9,308	9,269	9,237	9,226	9,225	9,220
11	10,041	9,778	9,618	9,477	9,366	9,297	9,260	9,228	9,217	9,217
12	10,182	10,024	9,763	9,606	9,466	9,356	9,287	9,252	9,220	9,209
13	10,319	10,164	10,008	9,749	9,593	9,454	9,346	9,278	9,244	9,211
14	10,521	10,297	10,145	9,991	9,734	9,579	9,441	9,334	9,268	9,235
15-19	54,998	54,197	53,202	52,198	51,312	50,365	49,461	48,637	47,851	47,149
15	10,694	10,494	10,273	10,125	9,973	9,718	9,565	9,427	9,322	9,258
16	10,865	10,664	10,467	10,250	10,105	9,955	9,702	9,551	9,413	9,310
17	11,098	10,830	10,635	10,442	10,228	10,086	9,938	9,687	9,537	9,400
18	11,186	11,061	10,799	10,610	10,420	10,207	10,068	9,921	9,673	9,523
19	11,155	11,148	11,028	10,771	10,586	10,399	10,188	10,051	9,906	9,658
20-24	52,703	53,662	54,320	54,686	54,665	54,298	53,586	52,661	51,714	50,873
20	10,964	11,117	11,116	11,000	10,747	10,565	10,379	10,171	10,036	9,891
21	10,767	10,928	11,085	11,088	10,977	10,726	10,545	10,362	10,156	10,022
22	10,589	10,732	10,898	11,057	11,065	10,956	10,706	10,527	10,346	10,142
23	10,370	10,553	10,701	10,870	11,032	11,043	10,935	10,687	10,509	10,329
24	10,013	10,332	10,520	10,671	10,844	11,008	11,021	10,914	10,667	10,489
25-29	43,137	45,088	47,065	48,937	50,555	51,883	52,910	53,621	54,034	54,043
25	9,509	9,974	10,296	10,487	10,642	10,817	10,984	10,997	10,891	10,645
26	9,006	9,470	9,937	10,263	10,456	10,614	10,789	10,956	10,971	10,865
27	8,553	8,965	9,432	9,901	10,229	10,424	10,584	10,758	10,927	10,942
28	8,208	8,512	8,926	9,396	9,867	10,195	10,391	10,551	10,727	10,896
29	7,861	8,167	8,474	8,890	9,361	9,833	10,162	10,359	10,518	10,695
30-34	34,543	35,752	37,144	38,687	40,384	42,210	44,200	46,201	48,086	49,713
30	7,519	7,819	8,127	8,437	8,855	9,325	9,798	10,128	10,326	10,484
31	7,135	7,477	7,779	8,091	8,403	8,822	9,290	9,763	10,093	10,293
32	6,827	7,092	7,437	7,742	8,055	8,369	8,788	9,256	9,728	10,057
33	6,619	6,785	7,053	7,400	7,706	8,022	8,335	8,754	9,221	9,692
34	6,443	6,579	6,748	7,017	7,365	7,672	7,989	8,300	8,718	9,187
35-39	28,576	29,529	30,546	31,536	32,555	33,656	34,898	36,311	37,867	39,566
35	6,240	6,404	6,543	6,714	6,984	7,331	7,639	7,955	8,268	8,685
36	5,941	6,202	6,368	6,509	6,681	6,951	7,298	7,605	7,923	8,236
37	5,661	5,905	6,168	6,335	6,478	6,650	6,921	7,268	7,574	7,892
38	5,425	5,627	5,872	6,137	6,304	6,449	6,620	6,892	7,238	7,544
39	5,309	5,391	5,595	5,841	6,108	6,275	6,420	6,591	6,864	7,209
40-44	25,649	25,852	26,039	26,385	26,945	27,791	28,767	29,801	30,798	31,821
40	5,245	5,275	5,360	5,565	5,812	6,079	6,246	6,393	6,562	6,835
41	5,232	5,211	5,243	5,330	5,536	5,783	6,049	6,217	6,364	6,534
42	5,164	5,197	5,178	5,212	5,300	5,507	5,754	6,020	6,188	6,334
43	5,077	5,129	5,164	5,147	5,182	5,271	5,477	5,724	5,990	6,158
44	4,931	5,040	5,094	5,131	5,115	5,151	5,241	5,447	5,694	5,960

Fuente: Ministerio de Economía, Dirección General de Estadística y Censos.

12- San Miguel: Estimaciones y proyecciones de la población de ambos sexos por años calendario y edades simples. 2005-2025

Edad	2016	2017	2018	2019	2020	2021	2022	2023	2024	2025
45-49	22,267	22,958	23,592	24,101	24,511	24,803	25,042	25,256	25,618	26,193
45	4,802	4,894	5,004	5,059	5,098	5,084	5,121	5,211	5,416	5,664
46	4,657	4,765	4,857	4,970	5,026	5,065	5,053	5,090	5,180	5,386
47	4,483	4,622	4,730	4,823	4,937	4,994	5,034	5,023	5,060	5,151
48	4,264	4,448	4,587	4,695	4,789	4,904	4,962	5,002	4,992	5,030
49	4,061	4,229	4,414	4,554	4,661	4,756	4,872	4,930	4,970	4,962
50-54	18,358	18,760	19,275	19,945	20,660	21,403	22,098	22,738	23,256	23,678
50	3,884	4,027	4,195	4,380	4,521	4,629	4,724	4,838	4,897	4,938
51	3,771	3,850	3,992	4,161	4,345	4,487	4,595	4,690	4,804	4,865
52	3,645	3,736	3,816	3,958	4,126	4,311	4,451	4,559	4,655	4,769
53	3,576	3,608	3,700	3,781	3,922	4,090	4,274	4,414	4,523	4,619
54	3,482	3,539	3,572	3,665	3,746	3,886	4,054	4,237	4,377	4,487
55-59	16,066	16,332	16,610	16,877	17,169	17,472	17,879	18,399	19,063	19,780
55	3,412	3,445	3,503	3,537	3,630	3,711	3,850	4,019	4,200	4,341
56	3,303	3,375	3,409	3,467	3,502	3,595	3,676	3,815	3,983	4,166
57	3,202	3,267	3,339	3,373	3,432	3,467	3,560	3,642	3,780	3,950
58	3,117	3,165	3,231	3,304	3,338	3,397	3,432	3,526	3,609	3,747
59	3,032	3,080	3,128	3,196	3,267	3,302	3,361	3,397	3,491	3,576
60-64	13,944	14,124	14,350	14,577	14,833	15,108	15,383	15,668	15,942	16,244
60	2,957	2,994	3,042	3,091	3,158	3,229	3,265	3,324	3,361	3,456
61	2,863	2,918	2,954	3,003	3,052	3,119	3,191	3,227	3,287	3,325
62	2,786	2,821	2,876	2,913	2,962	3,011	3,079	3,151	3,187	3,248
63	2,693	2,743	2,779	2,834	2,871	2,920	2,970	3,039	3,110	3,147
64	2,645	2,648	2,699	2,736	2,790	2,829	2,878	2,927	2,997	3,068
65-69	12,218	12,352	12,438	12,539	12,646	12,815	13,006	13,239	13,468	13,731
65	2,585	2,600	2,604	2,655	2,691	2,746	2,785	2,835	2,884	2,953
66	2,542	2,536	2,553	2,557	2,608	2,645	2,700	2,740	2,790	2,839
67	2,459	2,492	2,487	2,504	2,509	2,561	2,599	2,652	2,692	2,743
68	2,369	2,408	2,440	2,436	2,454	2,460	2,512	2,550	2,603	2,643
69	2,263	2,316	2,354	2,387	2,384	2,403	2,410	2,462	2,499	2,553
70-74	9,969	10,117	10,310	10,516	10,704	10,853	10,992	11,088	11,203	11,327
70	2,182	2,207	2,260	2,299	2,331	2,331	2,350	2,357	2,409	2,447
71	2,087	2,125	2,151	2,204	2,243	2,275	2,275	2,295	2,303	2,355
72	1,979	2,029	2,067	2,094	2,146	2,185	2,217	2,217	2,238	2,248
73	1,894	1,922	1,970	2,009	2,036	2,087	2,125	2,157	2,158	2,180
74	1,827	1,834	1,862	1,910	1,948	1,975	2,025	2,062	2,095	2,097
75-79	7,864	7,977	8,067	8,150	8,251	8,372	8,519	8,703	8,894	9,075
75	1,766	1,765	1,772	1,801	1,847	1,885	1,911	1,961	1,998	2,031
76	1,681	1,700	1,699	1,707	1,735	1,780	1,818	1,844	1,893	1,932
77	1,582	1,611	1,630	1,630	1,638	1,666	1,710	1,747	1,774	1,822
78	1,471	1,508	1,536	1,555	1,555	1,565	1,593	1,636	1,672	1,699
79	1,364	1,393	1,430	1,457	1,476	1,476	1,487	1,515	1,557	1,591
80-84	5,261	5,398	5,526	5,653	5,776	5,897	5,996	6,086	6,170	6,270
80	1,261	1,280	1,308	1,345	1,371	1,390	1,391	1,404	1,431	1,472
81	1,163	1,184	1,202	1,230	1,265	1,290	1,309	1,311	1,324	1,350
82	1,059	1,085	1,104	1,123	1,149	1,183	1,207	1,226	1,229	1,241
83	941	981	1,006	1,025	1,043	1,068	1,100	1,124	1,143	1,146
84	837	868	906	930	948	966	989	1,021	1,043	1,061
85 y más	4,397	4,594	4,802	5,024	5,246	5,458	5,665	5,873	6,088	6,294

Fuente: Ministerio de Economía, Dirección General de Estadística y Censos.

12- San Miguel: Estimaciones y proyecciones de la población masculina por años calendario y edades simples. 2005-2025

Edad	2005	2006	2007	2008	2009	2010	2011	2012	2013	2014	2015
Total	219,870	219,775	219,715	219,684	220,201	221,246	222,688	224,431	226,438	228,650	231,001
0-4	27,955	27,230	26,540	25,908	25,316	24,766	24,438	24,187	24,014	23,903	23,836
0	5,426	5,168	5,066	4,977	4,905	4,857	4,825	4,801	4,791	4,784	4,779
1	5,471	5,386	5,132	5,031	4,944	4,874	4,827	4,797	4,774	4,766	4,760
2	5,564	5,458	5,373	5,120	5,020	4,934	4,865	4,819	4,790	4,767	4,760
3	5,694	5,550	5,445	5,360	5,108	5,010	4,925	4,857	4,812	4,783	4,761
4	5,800	5,668	5,524	5,420	5,339	5,091	4,996	4,913	4,847	4,803	4,776
5-9	30,172	29,746	29,163	28,489	27,842	27,304	26,658	26,045	25,485	24,954	24,452
5	5,899	5,767	5,637	5,494	5,395	5,318	5,074	4,981	4,900	4,836	4,794
6	6,035	5,862	5,731	5,602	5,465	5,371	5,298	5,057	4,966	4,887	4,825
7	6,099	5,995	5,823	5,693	5,570	5,439	5,349	5,280	5,041	4,953	4,876
8	6,105	6,057	5,954	5,784	5,660	5,543	5,416	5,330	5,264	5,027	4,942
9	6,034	6,065	6,018	5,916	5,752	5,633	5,521	5,397	5,314	5,251	5,015
10-14	28,809	29,155	29,365	29,432	29,403	29,219	28,894	28,422	27,866	27,320	26,862
10	5,966	5,994	6,026	5,980	5,884	5,726	5,611	5,502	5,381	5,301	5,239
11	5,911	5,924	5,953	5,986	5,946	5,856	5,702	5,590	5,484	5,367	5,289
12	5,833	5,862	5,876	5,907	5,947	5,913	5,828	5,679	5,570	5,468	5,353
13	5,672	5,775	5,805	5,822	5,861	5,910	5,882	5,802	5,657	5,551	5,451
14	5,427	5,600	5,705	5,737	5,765	5,814	5,871	5,849	5,774	5,633	5,530
15-19	23,554	24,082	24,735	25,436	26,183	26,878	27,467	27,931	28,243	28,415	28,388
15	5,164	5,336	5,512	5,619	5,665	5,707	5,766	5,831	5,816	5,746	5,609
16	4,913	5,054	5,229	5,408	5,533	5,595	5,650	5,718	5,791	5,782	5,717
17	4,706	4,784	4,929	5,108	5,308	5,453	5,529	5,596	5,673	5,753	5,750
18	4,494	4,564	4,646	4,796	4,997	5,219	5,380	5,469	5,546	5,631	5,717
19	4,277	4,344	4,419	4,505	4,680	4,904	5,142	5,317	5,417	5,503	5,595
20-24	18,571	18,679	18,885	19,198	19,718	20,451	21,352	22,417	23,547	24,639	25,604
20	4,039	4,125	4,196	4,276	4,388	4,586	4,828	5,080	5,265	5,374	5,468
21	3,843	3,888	3,979	4,054	4,161	4,297	4,512	4,767	5,031	5,224	5,339
22	3,696	3,694	3,745	3,840	3,940	4,072	4,226	4,454	4,719	4,992	5,190
23	3,566	3,550	3,553	3,609	3,729	3,853	4,002	4,170	4,408	4,680	4,960
24	3,427	3,422	3,412	3,419	3,500	3,643	3,784	3,946	4,124	4,369	4,647
25-29	14,869	14,873	14,948	15,068	15,274	15,603	16,059	16,657	17,396	18,262	19,248
25	3,244	3,287	3,287	3,282	3,313	3,417	3,575	3,730	3,901	4,086	4,337
26	3,075	3,109	3,156	3,161	3,178	3,232	3,351	3,521	3,686	3,864	4,053
27	2,928	2,946	2,984	3,035	3,061	3,099	3,168	3,299	3,477	3,649	3,832
28	2,841	2,805	2,828	2,870	2,941	2,986	3,038	3,117	3,257	3,441	3,617
29	2,781	2,726	2,693	2,720	2,781	2,869	2,927	2,990	3,075	3,222	3,409
30-34	13,070	12,915	12,726	12,517	12,434	12,504	12,752	13,108	13,542	14,005	14,530
30	2,747	2,673	2,622	2,592	2,637	2,713	2,812	2,880	2,950	3,040	3,191
31	2,690	2,646	2,576	2,528	2,514	2,573	2,659	2,766	2,841	2,916	3,010
32	2,627	2,596	2,555	2,488	2,455	2,454	2,522	2,615	2,728	2,807	2,885
33	2,540	2,540	2,511	2,473	2,419	2,398	2,406	2,480	2,578	2,695	2,778
34	2,466	2,460	2,462	2,436	2,409	2,366	2,353	2,367	2,445	2,547	2,666
35-39	10,979	11,120	11,235	11,318	11,368	11,397	11,391	11,375	11,365	11,442	11,633
35	2,388	2,393	2,390	2,394	2,377	2,359	2,324	2,316	2,334	2,416	2,520
36	2,298	2,321	2,328	2,326	2,339	2,331	2,319	2,288	2,285	2,306	2,390
37	2,191	2,236	2,260	2,269	2,275	2,295	2,293	2,285	2,258	2,258	2,281
38	2,093	2,133	2,179	2,204	2,220	2,233	2,258	2,260	2,256	2,232	2,234
39	2,009	2,037	2,078	2,125	2,157	2,179	2,197	2,226	2,232	2,230	2,208
40-44	9,326	9,278	9,286	9,350	9,509	9,717	9,955	10,178	10,385	10,539	10,652
40	1,955	1,954	1,984	2,026	2,079	2,117	2,144	2,165	2,197	2,206	2,207
41	1,896	1,901	1,902	1,933	1,981	2,040	2,082	2,113	2,137	2,171	2,182
42	1,865	1,843	1,849	1,851	1,888	1,942	2,006	2,050	2,085	2,111	2,146
43	1,821	1,811	1,791	1,798	1,806	1,849	1,907	1,974	2,020	2,057	2,085
44	1,789	1,769	1,760	1,742	1,755	1,769	1,816	1,876	1,946	1,994	2,032

Fuente: Ministerio de Economía, Dirección General de Estadística y Censos.

12- San Miguel: Estimaciones y proyecciones de la población masculina por años calendario y edades simples. 2005-2025

Edad	2005	2006	2007	2008	2009	2010	2011	2012	2013	2014	2015
45-49	8,274	8,248	8,217	8,189	8,176	8,194	8,233	8,333	8,497	8,739	9,006
45	1,737	1,738	1,720	1,712	1,700	1,718	1,736	1,786	1,848	1,920	1,969
46	1,691	1,688	1,690	1,674	1,671	1,664	1,686	1,706	1,759	1,823	1,895
47	1,652	1,644	1,642	1,645	1,635	1,636	1,633	1,657	1,679	1,734	1,799
48	1,614	1,607	1,600	1,599	1,607	1,601	1,606	1,605	1,631	1,655	1,711
49	1,580	1,571	1,565	1,559	1,563	1,575	1,572	1,579	1,580	1,607	1,632
50-54	7,362	7,322	7,296	7,283	7,280	7,301	7,335	7,375	7,423	7,472	7,538
50	1,537	1,538	1,531	1,526	1,523	1,531	1,546	1,545	1,554	1,557	1,585
51	1,502	1,496	1,499	1,492	1,491	1,492	1,502	1,519	1,520	1,530	1,534
52	1,463	1,462	1,456	1,460	1,457	1,459	1,462	1,474	1,492	1,495	1,505
53	1,442	1,423	1,424	1,418	1,425	1,425	1,430	1,435	1,448	1,467	1,471
54	1,418	1,403	1,386	1,387	1,384	1,394	1,395	1,402	1,409	1,423	1,443
55-59	6,681	6,653	6,620	6,566	6,525	6,493	6,498	6,516	6,559	6,602	6,657
55	1,406	1,380	1,366	1,350	1,354	1,353	1,365	1,367	1,376	1,384	1,399
56	1,373	1,370	1,345	1,332	1,318	1,325	1,326	1,339	1,343	1,353	1,361
57	1,339	1,338	1,335	1,312	1,301	1,289	1,299	1,301	1,315	1,320	1,330
58	1,296	1,304	1,304	1,301	1,282	1,273	1,262	1,273	1,277	1,292	1,298
59	1,267	1,261	1,270	1,271	1,270	1,253	1,246	1,236	1,248	1,253	1,269
60-64	5,798	5,781	5,779	5,801	5,830	5,854	5,861	5,868	5,857	5,856	5,855
60	1,229	1,232	1,227	1,237	1,239	1,240	1,226	1,220	1,212	1,224	1,230
61	1,185	1,194	1,198	1,193	1,205	1,209	1,211	1,199	1,194	1,187	1,200
62	1,149	1,150	1,159	1,164	1,161	1,174	1,180	1,183	1,172	1,169	1,162
63	1,127	1,113	1,116	1,125	1,132	1,130	1,144	1,151	1,156	1,146	1,143
64	1,108	1,092	1,079	1,082	1,093	1,101	1,100	1,115	1,123	1,130	1,120
65-69	4,971	4,991	4,996	4,986	4,978	4,981	4,995	5,022	5,070	5,123	5,168
65	1,075	1,073	1,058	1,047	1,051	1,064	1,073	1,073	1,088	1,097	1,104
66	1,036	1,041	1,039	1,025	1,017	1,022	1,036	1,045	1,046	1,062	1,071
67	991	1,002	1,007	1,006	994	987	993	1,008	1,018	1,020	1,035
68	952	957	968	973	975	964	959	965	981	991	994
69	917	918	924	935	941	944	934	931	937	953	964
70-74	3,904	3,978	4,031	4,074	4,110	4,144	4,177	4,202	4,218	4,231	4,250
70	878	883	884	890	902	909	912	904	901	909	924
71	836	844	850	851	858	870	878	881	875	872	880
72	781	803	811	817	818	826	838	847	851	845	842
73	732	748	770	779	785	786	795	807	816	820	815
74	677	700	716	737	747	753	754	763	775	785	789
75-79	2,664	2,732	2,816	2,911	3,010	3,096	3,165	3,215	3,260	3,300	3,340
75	621	646	669	685	705	715	721	723	732	744	754
76	571	590	615	637	653	672	683	689	691	700	712
77	526	540	559	584	605	620	639	649	656	658	667
78	492	496	509	528	552	572	586	604	614	621	623
79	454	460	464	477	495	517	536	550	567	577	584
80-84	1,499	1,571	1,661	1,740	1,809	1,868	1,925	1,992	2,065	2,143	2,212
80	391	420	426	430	443	460	480	498	512	530	539
81	331	362	389	395	399	411	427	446	463	477	493
82	283	304	333	358	363	367	379	394	412	428	441
83	250	258	278	304	327	332	336	347	361	378	393
84	244	227	235	253	277	298	303	307	317	330	346
85 y más	1,412	1,421	1,416	1,418	1,436	1,476	1,533	1,588	1,646	1,705	1,770

Fuente: Ministerio de Economía, Dirección General de Estadística y Censos.

12- San Miguel: Estimaciones y proyecciones de la población masculina por años calendario y edades simples. 2005-2025

Edad	2016	2017	2018	2019	2020	2021	2022	2023	2024	2025
Total	233,453	236,002	238,597	241,246	243,901	246,558	249,192	251,794	254,430	257,092
0-4	23,790	23,761	23,730	23,695	23,646	23,579	23,492	23,389	23,318	23,281
0	4,773	4,765	4,754	4,744	4,723	4,700	4,673	4,647	4,670	4,683
1	4,755	4,750	4,743	4,733	4,724	4,704	4,681	4,655	4,630	4,653
2	4,754	4,749	4,744	4,738	4,729	4,720	4,700	4,677	4,651	4,626
3	4,754	4,749	4,745	4,740	4,734	4,725	4,717	4,697	4,674	4,648
4	4,754	4,748	4,744	4,740	4,736	4,730	4,721	4,713	4,693	4,671
5-9	24,167	23,952	23,809	23,722	23,672	23,640	23,625	23,605	23,577	23,534
5	4,768	4,747	4,741	4,739	4,735	4,732	4,726	4,717	4,709	4,690
6	4,785	4,761	4,741	4,735	4,734	4,730	4,728	4,722	4,713	4,705
7	4,816	4,778	4,755	4,735	4,730	4,729	4,726	4,724	4,718	4,709
8	4,866	4,808	4,771	4,749	4,730	4,725	4,725	4,722	4,720	4,714
9	4,932	4,858	4,801	4,764	4,743	4,724	4,720	4,720	4,717	4,716
10-14	26,281	25,726	25,211	24,714	24,243	23,982	23,783	23,654	23,580	23,541
10	5,005	4,923	4,850	4,793	4,758	4,737	4,719	4,715	4,715	4,713
11	5,228	4,996	4,914	4,842	4,786	4,751	4,731	4,713	4,709	4,710
12	5,277	5,217	4,986	4,906	4,834	4,779	4,744	4,725	4,707	4,704
13	5,338	5,266	5,207	4,977	4,898	4,826	4,772	4,737	4,719	4,701
14	5,433	5,324	5,254	5,196	4,967	4,889	4,817	4,764	4,730	4,713
15-19	28,188	27,820	27,349	26,877	26,479	25,946	25,426	24,940	24,466	24,015
15	5,509	5,415	5,308	5,241	5,184	4,956	4,879	4,807	4,756	4,723
16	5,584	5,489	5,397	5,292	5,227	5,171	4,945	4,869	4,797	4,747
17	5,690	5,559	5,468	5,379	5,276	5,213	5,158	4,933	4,858	4,788
18	5,720	5,664	5,536	5,449	5,362	5,260	5,199	5,145	4,922	4,847
19	5,685	5,693	5,640	5,516	5,430	5,346	5,245	5,186	5,133	4,910
20-24	26,404	27,032	27,479	27,755	27,810	27,682	27,374	26,950	26,513	26,146
20	5,563	5,658	5,670	5,620	5,498	5,415	5,331	5,232	5,174	5,121
21	5,438	5,538	5,635	5,650	5,603	5,483	5,401	5,318	5,220	5,163
22	5,311	5,414	5,517	5,615	5,633	5,588	5,469	5,388	5,306	5,209
23	5,161	5,287	5,393	5,498	5,597	5,617	5,573	5,455	5,374	5,294
24	4,931	5,135	5,264	5,372	5,479	5,579	5,600	5,557	5,439	5,359
25-29	20,342	21,555	22,788	23,959	24,984	25,833	26,495	26,970	27,271	27,343
25	4,618	4,905	5,110	5,241	5,351	5,459	5,561	5,582	5,539	5,422
26	4,308	4,592	4,880	5,087	5,219	5,331	5,438	5,540	5,562	5,519
27	4,025	4,282	4,567	4,855	5,063	5,196	5,309	5,415	5,518	5,540
28	3,803	3,999	4,257	4,543	4,832	5,039	5,172	5,285	5,392	5,494
29	3,588	3,777	3,974	4,233	4,519	4,808	5,015	5,148	5,260	5,368
30-34	15,134	15,839	16,658	17,580	18,608	19,728	20,950	22,183	23,349	24,364
30	3,381	3,562	3,751	3,950	4,210	4,494	4,783	4,990	5,124	5,234
31	3,163	3,354	3,536	3,727	3,927	4,187	4,469	4,757	4,964	5,098
32	2,982	3,136	3,328	3,512	3,703	3,903	4,163	4,444	4,731	4,936
33	2,857	2,956	3,111	3,304	3,488	3,680	3,879	4,138	4,418	4,704
34	2,751	2,831	2,932	3,087	3,280	3,464	3,656	3,854	4,112	4,392
35-39	11,973	12,399	12,883	13,384	13,935	14,553	15,268	16,090	17,009	18,028
35	2,641	2,727	2,808	2,910	3,065	3,257	3,441	3,632	3,831	4,087
36	2,495	2,617	2,704	2,786	2,888	3,043	3,234	3,417	3,609	3,808
37	2,366	2,472	2,595	2,682	2,765	2,867	3,022	3,213	3,395	3,587
38	2,259	2,345	2,451	2,575	2,661	2,745	2,846	3,002	3,192	3,374
39	2,212	2,238	2,325	2,431	2,556	2,641	2,725	2,826	2,982	3,172
40-44	10,711	10,752	10,786	10,898	11,113	11,469	11,902	12,386	12,883	13,431
40	2,186	2,191	2,218	2,306	2,412	2,536	2,621	2,706	2,806	2,962
41	2,184	2,164	2,170	2,199	2,287	2,393	2,516	2,601	2,686	2,787
42	2,158	2,162	2,143	2,150	2,180	2,268	2,374	2,496	2,581	2,666
43	2,122	2,136	2,141	2,123	2,131	2,161	2,249	2,354	2,476	2,560
44	2,061	2,099	2,114	2,120	2,103	2,111	2,142	2,229	2,334	2,456

Fuente: Ministerio de Economía, Dirección General de Estadística y Censos.

12- San Miguel: Estimaciones y proyecciones de la población masculina por años calendario y edades simples. 2005-2025

Edad	2016	2017	2018	2019	2020	2021	2022	2023	2024	2025
45-49	9,290	9,550	9,783	9,960	10,093	10,174	10,233	10,281	10,401	10,623
45	2,008	2,038	2,077	2,092	2,099	2,083	2,092	2,122	2,209	2,314
46	1,945	1,985	2,015	2,056	2,071	2,078	2,063	2,072	2,102	2,189
47	1,872	1,923	1,962	1,993	2,034	2,050	2,057	2,043	2,052	2,083
48	1,776	1,850	1,900	1,940	1,971	2,013	2,029	2,036	2,023	2,033
49	1,689	1,754	1,829	1,879	1,918	1,950	1,992	2,008	2,015	2,004
50-54	7,613	7,745	7,931	8,187	8,460	8,743	9,002	9,236	9,418	9,557
50	1,611	1,667	1,733	1,807	1,858	1,897	1,929	1,970	1,987	1,995
51	1,563	1,590	1,645	1,711	1,785	1,836	1,875	1,907	1,948	1,967
52	1,510	1,541	1,568	1,624	1,689	1,763	1,813	1,852	1,885	1,926
53	1,481	1,488	1,519	1,547	1,602	1,667	1,740	1,790	1,830	1,862
54	1,448	1,459	1,466	1,498	1,526	1,580	1,645	1,717	1,768	1,807
55-59	6,719	6,782	6,849	6,915	6,994	7,081	7,213	7,402	7,652	7,922
55	1,420	1,426	1,438	1,445	1,477	1,505	1,558	1,624	1,695	1,745
56	1,377	1,398	1,405	1,417	1,424	1,456	1,484	1,537	1,603	1,674
57	1,339	1,355	1,377	1,384	1,396	1,403	1,435	1,464	1,516	1,583
58	1,308	1,317	1,334	1,356	1,363	1,375	1,382	1,415	1,444	1,496
59	1,275	1,286	1,295	1,313	1,334	1,342	1,354	1,362	1,394	1,424
60-64	5,881	5,920	5,976	6,028	6,089	6,158	6,229	6,300	6,371	6,457
60	1,245	1,253	1,264	1,273	1,291	1,312	1,321	1,333	1,341	1,373
61	1,206	1,222	1,230	1,241	1,250	1,268	1,290	1,299	1,311	1,320
62	1,175	1,182	1,198	1,206	1,217	1,226	1,245	1,267	1,276	1,289
63	1,137	1,151	1,158	1,174	1,182	1,193	1,203	1,222	1,244	1,254
64	1,118	1,112	1,126	1,134	1,149	1,159	1,170	1,179	1,199	1,221
65-69	5,196	5,219	5,223	5,232	5,242	5,279	5,325	5,385	5,439	5,503
65	1,096	1,094	1,088	1,102	1,110	1,126	1,136	1,147	1,156	1,176
66	1,079	1,071	1,070	1,064	1,078	1,087	1,103	1,113	1,124	1,133
67	1,045	1,053	1,046	1,045	1,040	1,055	1,064	1,079	1,089	1,100
68	1,009	1,019	1,027	1,020	1,020	1,016	1,031	1,040	1,055	1,064
69	967	982	992	1,001	994	995	991	1,006	1,015	1,030
70-74	4,278	4,314	4,367	4,424	4,475	4,508	4,537	4,546	4,565	4,587
70	935	938	953	964	973	967	968	964	979	989
71	895	906	910	925	936	945	939	940	937	952
72	850	866	877	881	896	907	916	910	912	910
73	813	821	836	848	852	867	877	886	881	884
74	785	783	791	806	818	822	837	846	856	852
75-79	3,376	3,407	3,426	3,445	3,467	3,498	3,536	3,587	3,640	3,692
75	758	754	752	761	775	787	791	806	815	826
76	722	726	722	721	729	743	755	759	774	784
77	678	688	692	689	688	696	710	721	726	741
78	632	643	653	657	654	654	662	675	686	692
79	586	596	607	617	621	618	618	626	639	649
80-84	2,269	2,312	2,352	2,391	2,428	2,463	2,490	2,509	2,528	2,552
80	546	548	558	569	578	582	580	580	588	601
81	502	509	511	521	531	540	544	542	543	550
82	456	465	471	474	483	493	501	505	504	505
83	405	419	428	434	437	446	455	463	467	466
84	360	371	384	393	399	402	410	419	426	430
85 y más	1,841	1,917	1,997	2,080	2,163	2,242	2,312	2,381	2,450	2,516

Fuente: Ministerio de Economía, Dirección General de Estadística y Censos.

12- San Miguel: Estimaciones y proyecciones de la población femenina por años calendario y edades simples. 2005-2025

Edad	2005	2006	2007	2008	2009	2010	2011	2012	2013	2014	2015
Total	241,672	242,531	243,368	244,169	245,469	247,065	248,964	251,103	253,423	255,897	258,475
0-4	25,970	25,402	24,875	24,412	23,999	23,664	23,354	23,117	22,953	22,848	22,783
0	4,980	4,928	4,831	4,746	4,679	4,632	4,603	4,582	4,570	4,564	4,559
1	5,081	4,957	4,905	4,810	4,727	4,660	4,615	4,587	4,567	4,556	4,550
2	5,177	5,068	4,945	4,893	4,799	4,717	4,651	4,607	4,581	4,561	4,550
3	5,310	5,164	5,055	4,932	4,882	4,790	4,709	4,644	4,601	4,575	4,556
4	5,422	5,285	5,139	5,031	4,912	4,865	4,776	4,697	4,634	4,592	4,568
5-9	28,375	27,919	27,314	26,621	25,961	25,366	24,868	24,417	24,024	23,666	23,378
5	5,528	5,391	5,255	5,110	5,008	4,892	4,849	4,762	4,685	4,624	4,583
6	5,667	5,493	5,357	5,221	5,083	4,985	4,873	4,833	4,748	4,673	4,614
7	5,736	5,629	5,456	5,320	5,192	5,058	4,964	4,856	4,818	4,735	4,662
8	5,750	5,694	5,589	5,417	5,289	5,166	5,036	4,946	4,841	4,805	4,724
9	5,694	5,712	5,657	5,553	5,389	5,265	5,146	5,020	4,932	4,829	4,795
10-14	27,634	27,818	27,905	27,882	27,790	27,557	27,193	26,691	26,111	25,537	25,014
10	5,644	5,659	5,677	5,623	5,526	5,366	5,247	5,131	5,008	4,922	4,820
11	5,616	5,608	5,624	5,643	5,596	5,503	5,347	5,231	5,118	4,998	4,913
12	5,579	5,580	5,572	5,589	5,615	5,573	5,484	5,331	5,218	5,107	4,989
13	5,480	5,538	5,540	5,532	5,557	5,588	5,552	5,467	5,317	5,206	5,097
14	5,315	5,433	5,492	5,495	5,496	5,527	5,563	5,531	5,450	5,304	5,195
15-19	24,397	24,759	25,190	25,636	26,105	26,502	26,823	27,060	27,192	27,222	27,091
15	5,143	5,262	5,381	5,441	5,455	5,462	5,499	5,540	5,512	5,435	5,292
16	4,988	5,082	5,203	5,323	5,395	5,417	5,431	5,473	5,519	5,495	5,421
17	4,878	4,922	5,017	5,140	5,273	5,353	5,383	5,404	5,451	5,500	5,479
18	4,759	4,808	4,853	4,950	5,087	5,229	5,318	5,355	5,380	5,432	5,484
19	4,629	4,685	4,736	4,782	4,895	5,041	5,192	5,288	5,330	5,360	5,415
20-24	21,329	21,489	21,693	21,961	22,343	22,818	23,368	24,011	24,680	25,320	25,862
20	4,466	4,553	4,611	4,664	4,725	4,848	5,003	5,162	5,262	5,309	5,343
21	4,339	4,390	4,478	4,538	4,607	4,678	4,810	4,972	5,136	5,241	5,292
22	4,255	4,262	4,315	4,405	4,481	4,560	4,640	4,779	4,946	5,115	5,224
23	4,183	4,178	4,186	4,241	4,347	4,433	4,521	4,608	4,753	4,924	5,097
24	4,086	4,106	4,103	4,113	4,183	4,299	4,394	4,490	4,583	4,731	4,906
25-29	18,358	18,568	18,830	19,095	19,373	19,670	20,016	20,435	20,940	21,503	22,127
25	3,925	4,009	4,031	4,029	4,055	4,135	4,260	4,362	4,464	4,562	4,713
26	3,767	3,848	3,934	3,958	3,971	4,007	4,095	4,228	4,335	4,442	4,544
27	3,624	3,691	3,773	3,861	3,900	3,922	3,967	4,062	4,201	4,312	4,423
28	3,547	3,548	3,617	3,701	3,803	3,852	3,882	3,934	4,034	4,177	4,291
29	3,495	3,472	3,475	3,546	3,644	3,754	3,812	3,849	3,906	4,010	4,156
30-34	16,657	16,640	16,588	16,513	16,574	16,775	17,148	17,602	18,076	18,521	18,953
30	3,472	3,422	3,400	3,405	3,490	3,596	3,714	3,779	3,821	3,883	3,989
31	3,416	3,400	3,353	3,332	3,351	3,444	3,558	3,682	3,751	3,799	3,863
32	3,350	3,346	3,332	3,287	3,279	3,306	3,406	3,526	3,655	3,728	3,779
33	3,252	3,283	3,281	3,268	3,235	3,235	3,270	3,374	3,500	3,632	3,708
34	3,167	3,189	3,222	3,221	3,219	3,194	3,200	3,241	3,349	3,479	3,614
35-39	14,183	14,470	14,730	14,955	15,151	15,313	15,432	15,532	15,632	15,827	16,140
35	3,075	3,106	3,131	3,164	3,175	3,180	3,161	3,172	3,217	3,329	3,462
36	2,965	3,017	3,049	3,075	3,119	3,136	3,147	3,133	3,149	3,198	3,311
37	2,833	2,910	2,963	2,996	3,032	3,082	3,105	3,121	3,110	3,129	3,181
38	2,709	2,780	2,858	2,912	2,954	2,996	3,052	3,079	3,099	3,091	3,112
39	2,601	2,657	2,729	2,808	2,871	2,919	2,967	3,027	3,057	3,080	3,074
40-44	12,003	12,073	12,201	12,386	12,693	13,050	13,443	13,828	14,194	14,497	14,749
40	2,529	2,550	2,607	2,680	2,768	2,837	2,890	2,942	3,006	3,038	3,063
41	2,448	2,479	2,501	2,559	2,641	2,734	2,808	2,866	2,921	2,987	3,022
42	2,403	2,399	2,431	2,454	2,519	2,607	2,705	2,783	2,844	2,902	2,970
43	2,337	2,355	2,352	2,385	2,416	2,487	2,580	2,681	2,763	2,826	2,885
44	2,286	2,290	2,310	2,308	2,349	2,385	2,460	2,556	2,660	2,744	2,809

Fuente: Ministerio de Economía, Dirección General de Estadística y Censos.

12- San Miguel: Estimaciones y proyecciones de la población femenina por años calendario y edades simples. 2005-2025

Edad	2005	2006	2007	2008	2009	2010	2011	2012	2013	2014	2015
45-49	10,448	10,544	10,639	10,743	10,859	11,006	11,167	11,401	11,703	12,098	12,527
45	2,211	2,240	2,245	2,266	2,272	2,318	2,358	2,437	2,536	2,642	2,728
46	2,143	2,167	2,197	2,203	2,231	2,242	2,292	2,336	2,417	2,518	2,625
47	2,084	2,102	2,127	2,158	2,171	2,203	2,218	2,271	2,318	2,401	2,502
48	2,029	2,044	2,063	2,089	2,126	2,143	2,179	2,198	2,252	2,301	2,386
49	1,981	1,991	2,007	2,027	2,059	2,100	2,120	2,159	2,180	2,236	2,286
50-54	9,173	9,219	9,280	9,363	9,475	9,617	9,782	9,957	10,150	10,336	10,538
50	1,922	1,945	1,956	1,972	1,998	2,034	2,078	2,100	2,142	2,164	2,222
51	1,874	1,886	1,910	1,922	1,944	1,973	2,012	2,058	2,082	2,126	2,149
52	1,823	1,840	1,853	1,877	1,894	1,919	1,951	1,993	2,041	2,066	2,111
53	1,794	1,788	1,806	1,819	1,848	1,868	1,896	1,930	1,974	2,023	2,049
54	1,760	1,760	1,755	1,773	1,791	1,823	1,845	1,876	1,911	1,957	2,007
55-59	8,235	8,282	8,323	8,336	8,373	8,422	8,523	8,644	8,799	8,960	9,146
55	1,743	1,726	1,728	1,723	1,746	1,766	1,801	1,825	1,858	1,894	1,941
56	1,697	1,710	1,695	1,697	1,696	1,722	1,744	1,781	1,807	1,841	1,878
57	1,650	1,665	1,678	1,664	1,671	1,672	1,701	1,725	1,763	1,790	1,825
58	1,593	1,619	1,634	1,648	1,638	1,647	1,651	1,682	1,707	1,745	1,773
59	1,552	1,562	1,588	1,604	1,622	1,615	1,626	1,631	1,664	1,690	1,729
60-64	7,085	7,128	7,194	7,288	7,402	7,514	7,605	7,699	7,768	7,848	7,934
60	1,504	1,521	1,532	1,558	1,578	1,597	1,593	1,606	1,612	1,646	1,673
61	1,448	1,473	1,491	1,502	1,532	1,554	1,574	1,573	1,587	1,594	1,629
62	1,404	1,417	1,443	1,461	1,475	1,507	1,531	1,552	1,552	1,567	1,575
63	1,376	1,373	1,386	1,412	1,433	1,449	1,483	1,508	1,531	1,531	1,547
64	1,353	1,344	1,342	1,355	1,384	1,407	1,424	1,460	1,486	1,510	1,510
65-69	6,033	6,109	6,168	6,208	6,250	6,309	6,387	6,490	6,625	6,771	6,908
65	1,312	1,320	1,312	1,311	1,326	1,357	1,382	1,400	1,436	1,463	1,487
66	1,262	1,277	1,286	1,278	1,281	1,296	1,329	1,355	1,374	1,411	1,439
67	1,203	1,226	1,243	1,252	1,246	1,251	1,267	1,302	1,328	1,348	1,386
68	1,151	1,169	1,192	1,209	1,220	1,216	1,222	1,239	1,275	1,301	1,322
69	1,105	1,117	1,135	1,158	1,177	1,189	1,187	1,194	1,212	1,248	1,274
70-74	4,694	4,823	4,931	5,028	5,121	5,214	5,310	5,390	5,459	5,521	5,599
70	1,056	1,071	1,084	1,102	1,126	1,146	1,159	1,159	1,167	1,185	1,220
71	1,004	1,024	1,039	1,052	1,071	1,095	1,116	1,130	1,131	1,139	1,158
72	938	972	992	1,006	1,020	1,040	1,065	1,086	1,100	1,102	1,110
73	880	907	940	960	975	990	1,010	1,036	1,056	1,070	1,072
74	816	849	876	908	929	943	960	979	1,005	1,025	1,039
75-79	3,257	3,347	3,462	3,595	3,739	3,876	3,995	4,102	4,202	4,299	4,393
75	752	786	818	844	877	897	911	928	947	974	993
76	694	722	755	786	811	843	863	878	895	914	940
77	643	662	689	721	751	777	808	828	842	859	878
78	605	609	628	654	685	714	739	769	790	804	820
79	563	568	572	590	615	645	674	699	728	748	762
80-84	1,899	1,990	2,100	2,198	2,285	2,360	2,439	2,537	2,651	2,775	2,889
80	488	521	526	530	547	572	601	629	654	682	701
81	417	457	488	493	497	513	538	565	592	616	643
82	359	387	425	454	459	463	479	503	528	554	576
83	320	331	357	393	420	425	429	444	467	491	515
84	315	294	304	328	362	387	392	396	410	432	454
85 y más	1,942	1,951	1,945	1,949	1,976	2,032	2,111	2,190	2,264	2,348	2,444

Fuente: Ministerio de Economía, Dirección General de Estadística y Censos.

12- San Miguel: Estimaciones y proyecciones de la población femenina por años calendario y edades simples. 2005-2025

Edad	2016	2017	2018	2019	2020	2021	2022	2023	2024	2025
Total	261,157	263,915	266,703	269,520	272,340	275,148	277,943	280,730	283,528	286,334
0-4	22,741	22,712	22,684	22,652	22,604	22,539	22,456	22,360	22,292	22,257
0	4,555	4,548	4,538	4,529	4,509	4,486	4,461	4,439	4,460	4,473
1	4,546	4,542	4,535	4,527	4,518	4,498	4,475	4,451	4,429	4,450
2	4,545	4,541	4,537	4,530	4,522	4,514	4,494	4,471	4,447	4,425
3	4,545	4,541	4,537	4,533	4,526	4,518	4,511	4,491	4,468	4,444
4	4,550	4,540	4,537	4,533	4,529	4,523	4,515	4,508	4,488	4,465
5-9	23,106	22,905	22,767	22,686	22,640	22,609	22,589	22,570	22,545	22,505
5	4,561	4,543	4,534	4,532	4,528	4,525	4,519	4,511	4,504	4,485
6	4,574	4,554	4,537	4,528	4,527	4,523	4,521	4,515	4,507	4,500
7	4,604	4,567	4,547	4,531	4,523	4,522	4,518	4,517	4,511	4,503
8	4,652	4,596	4,560	4,541	4,526	4,518	4,517	4,514	4,513	4,507
9	4,715	4,645	4,589	4,554	4,536	4,521	4,514	4,513	4,510	4,510
10-14	24,575	24,169	23,813	23,486	23,224	22,973	22,788	22,664	22,594	22,551
10	4,788	4,709	4,640	4,584	4,550	4,532	4,518	4,511	4,510	4,507
11	4,813	4,782	4,704	4,635	4,580	4,546	4,529	4,515	4,508	4,507
12	4,905	4,807	4,777	4,700	4,632	4,577	4,543	4,527	4,513	4,505
13	4,981	4,898	4,801	4,772	4,695	4,628	4,574	4,541	4,525	4,510
14	5,088	4,973	4,891	4,795	4,767	4,690	4,624	4,570	4,538	4,522
15-19	26,810	26,377	25,853	25,321	24,833	24,419	24,035	23,697	23,385	23,134
15	5,185	5,079	4,965	4,884	4,789	4,762	4,686	4,620	4,566	4,535
16	5,281	5,175	5,070	4,958	4,878	4,784	4,757	4,682	4,616	4,563
17	5,408	5,271	5,167	5,063	4,952	4,873	4,780	4,754	4,679	4,612
18	5,466	5,397	5,263	5,161	5,058	4,947	4,869	4,776	4,751	4,676
19	5,470	5,455	5,388	5,255	5,156	5,053	4,943	4,865	4,773	4,748
20-24	26,299	26,630	26,841	26,931	26,855	26,616	26,212	25,711	25,201	24,727
20	5,401	5,459	5,446	5,380	5,249	5,150	5,048	4,939	4,862	4,770
21	5,329	5,390	5,450	5,438	5,374	5,243	5,144	5,044	4,936	4,859
22	5,278	5,318	5,381	5,442	5,432	5,368	5,237	5,139	5,040	4,933
23	5,209	5,266	5,308	5,372	5,435	5,426	5,362	5,232	5,135	5,035
24	5,082	5,197	5,256	5,299	5,365	5,429	5,421	5,357	5,228	5,130
25-29	22,795	23,533	24,277	24,978	25,571	26,050	26,415	26,651	26,763	26,700
25	4,891	5,069	5,186	5,246	5,291	5,358	5,423	5,415	5,352	5,223
26	4,698	4,878	5,057	5,176	5,237	5,283	5,351	5,416	5,409	5,346
27	4,528	4,683	4,865	5,046	5,166	5,228	5,275	5,343	5,409	5,402
28	4,405	4,513	4,669	4,853	5,035	5,156	5,219	5,266	5,335	5,402
29	4,273	4,390	4,500	4,657	4,842	5,025	5,147	5,211	5,258	5,327
30-34	19,409	19,913	20,486	21,107	21,776	22,482	23,250	24,018	24,737	25,349
30	4,138	4,257	4,376	4,487	4,645	4,831	5,015	5,138	5,202	5,250
31	3,972	4,123	4,243	4,364	4,476	4,635	4,821	5,006	5,129	5,195
32	3,845	3,956	4,109	4,230	4,352	4,466	4,625	4,812	4,997	5,121
33	3,762	3,829	3,942	4,096	4,218	4,342	4,456	4,616	4,803	4,988
34	3,692	3,748	3,816	3,930	4,085	4,208	4,333	4,446	4,606	4,795
35-39	16,603	17,130	17,663	18,152	18,620	19,103	19,630	20,221	20,858	21,538
35	3,599	3,677	3,735	3,804	3,919	4,074	4,198	4,323	4,437	4,598
36	3,446	3,585	3,664	3,723	3,793	3,908	4,064	4,188	4,314	4,428
37	3,295	3,433	3,573	3,653	3,713	3,783	3,899	4,055	4,179	4,305
38	3,166	3,282	3,421	3,562	3,643	3,704	3,774	3,890	4,046	4,170
39	3,097	3,153	3,270	3,410	3,552	3,634	3,695	3,765	3,882	4,037
40-44	14,938	15,100	15,253	15,487	15,832	16,322	16,865	17,415	17,915	18,390
40	3,059	3,084	3,142	3,259	3,400	3,543	3,625	3,687	3,756	3,873
41	3,048	3,047	3,073	3,131	3,249	3,390	3,533	3,616	3,678	3,747
42	3,006	3,035	3,035	3,062	3,120	3,239	3,380	3,524	3,607	3,668
43	2,955	2,993	3,023	3,024	3,051	3,110	3,228	3,370	3,514	3,598
44	2,870	2,941	2,980	3,011	3,012	3,040	3,099	3,218	3,360	3,504

Fuente: Ministerio de Economía, Dirección General de Estadística y Censos.

12- San Miguel: Estimaciones y proyecciones de la población femenina por años calendario y edades simples. 2005-2025

Edad	2016	2017	2018	2019	2020	2021	2022	2023	2024	2025
45-49	12,977	13,408	13,809	14,141	14,418	14,629	14,809	14,975	15,217	15,570
45	2,794	2,856	2,927	2,967	2,999	3,001	3,029	3,089	3,207	3,350
46	2,712	2,780	2,842	2,914	2,955	2,987	2,990	3,018	3,078	3,197
47	2,611	2,699	2,768	2,830	2,903	2,944	2,977	2,980	3,008	3,068
48	2,488	2,598	2,687	2,755	2,818	2,891	2,933	2,966	2,969	2,997
49	2,372	2,475	2,585	2,675	2,743	2,806	2,880	2,922	2,955	2,958
50-54	10,745	11,015	11,344	11,758	12,200	12,660	13,096	13,502	13,838	14,121
50	2,273	2,360	2,462	2,573	2,663	2,732	2,795	2,868	2,910	2,943
51	2,208	2,260	2,347	2,450	2,560	2,651	2,720	2,783	2,856	2,898
52	2,135	2,195	2,248	2,334	2,437	2,548	2,638	2,707	2,770	2,843
53	2,095	2,120	2,181	2,234	2,320	2,423	2,534	2,624	2,693	2,757
54	2,034	2,080	2,106	2,167	2,220	2,306	2,409	2,520	2,609	2,680
55-59	9,347	9,550	9,761	9,962	10,175	10,391	10,666	10,997	11,411	11,858
55	1,992	2,019	2,065	2,092	2,153	2,206	2,292	2,395	2,505	2,596
56	1,926	1,977	2,004	2,050	2,078	2,139	2,192	2,278	2,380	2,492
57	1,863	1,912	1,962	1,989	2,036	2,064	2,125	2,178	2,264	2,367
58	1,809	1,848	1,897	1,948	1,975	2,022	2,050	2,111	2,165	2,251
59	1,757	1,794	1,833	1,883	1,933	1,960	2,007	2,035	2,097	2,152
60-64	8,063	8,204	8,374	8,549	8,744	8,950	9,154	9,368	9,571	9,787
60	1,712	1,741	1,778	1,818	1,867	1,917	1,944	1,991	2,020	2,083
61	1,657	1,696	1,724	1,762	1,802	1,851	1,901	1,928	1,976	2,005
62	1,611	1,639	1,678	1,707	1,745	1,785	1,834	1,884	1,911	1,959
63	1,556	1,592	1,621	1,660	1,689	1,727	1,767	1,817	1,866	1,893
64	1,527	1,536	1,573	1,602	1,641	1,670	1,708	1,748	1,798	1,847
65-69	7,022	7,133	7,215	7,307	7,404	7,536	7,681	7,854	8,029	8,228
65	1,489	1,506	1,516	1,553	1,581	1,620	1,649	1,688	1,728	1,777
66	1,463	1,465	1,483	1,493	1,530	1,558	1,597	1,627	1,666	1,706
67	1,414	1,439	1,441	1,459	1,469	1,506	1,535	1,573	1,603	1,643
68	1,360	1,389	1,413	1,416	1,434	1,444	1,481	1,510	1,548	1,579
69	1,296	1,334	1,362	1,386	1,390	1,408	1,419	1,456	1,484	1,523
70-74	5,691	5,803	5,943	6,092	6,229	6,345	6,455	6,542	6,638	6,740
70	1,247	1,269	1,307	1,335	1,358	1,364	1,382	1,393	1,430	1,458
71	1,192	1,219	1,241	1,279	1,307	1,330	1,336	1,355	1,366	1,403
72	1,129	1,163	1,190	1,213	1,250	1,278	1,301	1,307	1,326	1,338
73	1,081	1,101	1,134	1,161	1,184	1,220	1,248	1,271	1,277	1,296
74	1,042	1,051	1,071	1,104	1,130	1,153	1,188	1,216	1,239	1,245
75-79	4,488	4,570	4,641	4,705	4,784	4,874	4,983	5,116	5,254	5,383
75	1,008	1,011	1,020	1,040	1,072	1,098	1,120	1,155	1,183	1,205
76	959	974	977	986	1,006	1,037	1,063	1,085	1,119	1,148
77	904	923	938	941	950	970	1,000	1,026	1,048	1,081
78	839	865	883	898	901	911	931	961	986	1,007
79	778	797	823	840	855	858	869	889	918	942
80-84	2,992	3,086	3,174	3,262	3,348	3,434	3,506	3,577	3,642	3,718
80	715	732	750	776	793	808	811	824	843	871
81	661	675	691	709	734	750	765	769	781	800
82	603	620	633	649	666	690	706	721	725	736
83	536	562	578	591	606	622	645	661	676	680
84	477	497	522	537	549	564	579	602	617	631
85 y más	2,556	2,677	2,805	2,944	3,083	3,216	3,353	3,492	3,638	3,778

Fuente: Ministerio de Economía, Dirección General de Estadística y Censos.

13- Morazán: Estimaciones y proyecciones de la población de ambos sexos por años calendario y edades simples. 2005-2025

Edad	2005	2006	2007	2008	2009	2010	2011	2012	2013	2014	2015
Total	186,301	186,794	187,306	187,825	188,715	189,906	191,364	193,044	194,914	196,952	199,123
0-4	23,716	22,899	22,173	21,443	20,887	20,360	20,246	20,204	20,221	20,292	20,394
0	4,594	4,182	4,130	4,088	4,062	4,054	4,058	4,077	4,096	4,128	4,150
1	4,600	4,561	4,153	4,102	4,063	4,037	4,030	4,035	4,055	4,076	4,108
2	4,782	4,591	4,553	4,145	4,094	4,055	4,031	4,024	4,029	4,049	4,071
3	4,809	4,772	4,581	4,543	4,138	4,088	4,049	4,027	4,020	4,025	4,045
4	4,931	4,793	4,756	4,565	4,530	4,126	4,078	4,041	4,021	4,014	4,020
5-9	25,905	25,422	24,828	24,290	23,723	23,274	22,508	21,831	21,149	20,632	20,139
5	4,994	4,911	4,773	4,736	4,549	4,517	4,116	4,068	4,033	4,015	4,008
6	5,113	4,969	4,887	4,749	4,716	4,533	4,503	4,104	4,058	4,023	4,007
7	5,226	5,086	4,943	4,861	4,728	4,698	4,517	4,491	4,092	4,048	4,015
8	5,287	5,196	5,056	4,915	4,837	4,708	4,680	4,501	4,477	4,080	4,038
9	5,285	5,260	5,169	5,029	4,893	4,818	4,692	4,667	4,489	4,466	4,071
10-14	24,886	25,277	25,536	25,634	25,536	25,238	24,818	24,295	23,835	23,331	22,934
10	5,204	5,257	5,233	5,143	5,007	4,873	4,802	4,678	4,655	4,478	4,457
11	5,101	5,175	5,230	5,206	5,120	4,987	4,856	4,787	4,665	4,644	4,469
12	4,988	5,068	5,142	5,197	5,179	5,096	4,965	4,838	4,772	4,652	4,632
13	4,877	4,948	5,030	5,104	5,165	5,151	5,072	4,945	4,820	4,756	4,637
14	4,716	4,829	4,901	4,984	5,065	5,131	5,123	5,047	4,923	4,801	4,739
15-19	19,944	20,773	21,597	22,327	23,009	23,603	24,125	24,522	24,761	24,776	24,577
15	4,510	4,658	4,772	4,846	4,936	5,024	5,097	5,093	5,020	4,899	4,780
16	4,241	4,441	4,590	4,705	4,789	4,889	4,983	5,061	5,062	4,993	4,876
17	3,978	4,160	4,363	4,513	4,640	4,734	4,841	4,941	5,025	5,030	4,964
18	3,718	3,891	4,074	4,280	4,441	4,580	4,681	4,795	4,901	4,990	5,000
19	3,497	3,623	3,798	3,983	4,203	4,376	4,523	4,632	4,753	4,864	4,957
20-24	14,977	15,240	15,616	16,156	16,913	17,854	18,876	19,918	20,881	21,750	22,500
20	3,287	3,400	3,527	3,705	3,903	4,135	4,317	4,472	4,588	4,713	4,830
21	3,111	3,188	3,303	3,432	3,624	3,833	4,074	4,266	4,427	4,547	4,676
22	2,981	3,011	3,090	3,207	3,349	3,553	3,772	4,021	4,219	4,384	4,510
23	2,858	2,881	2,912	2,994	3,124	3,279	3,493	3,719	3,974	4,176	4,346
24	2,740	2,760	2,784	2,818	2,913	3,054	3,220	3,440	3,673	3,930	4,138
25-29	12,119	12,136	12,202	12,320	12,534	12,868	13,312	13,898	14,672	15,618	16,705
25	2,595	2,643	2,666	2,691	2,738	2,846	2,996	3,168	3,394	3,631	3,892
26	2,490	2,503	2,553	2,578	2,616	2,674	2,791	2,947	3,125	3,354	3,595
27	2,406	2,402	2,418	2,469	2,506	2,555	2,621	2,745	2,906	3,088	3,320
28	2,345	2,322	2,320	2,337	2,400	2,448	2,503	2,577	2,706	2,872	3,056
29	2,283	2,266	2,245	2,245	2,274	2,345	2,401	2,461	2,541	2,673	2,842
30-34	10,648	10,591	10,521	10,451	10,431	10,485	10,642	10,872	11,174	11,542	11,998
30	2,227	2,210	2,196	2,176	2,187	2,224	2,302	2,364	2,428	2,511	2,647
31	2,180	2,160	2,144	2,132	2,122	2,140	2,185	2,268	2,333	2,402	2,487
32	2,127	2,119	2,100	2,085	2,082	2,079	2,103	2,153	2,240	2,309	2,380
33	2,084	2,070	2,063	2,045	2,038	2,041	2,044	2,072	2,126	2,216	2,288
34	2,030	2,032	2,018	2,013	2,002	2,001	2,008	2,015	2,047	2,104	2,196
35-39	8,909	9,123	9,313	9,424	9,503	9,528	9,558	9,592	9,645	9,731	9,874
35	1,980	1,982	1,984	1,972	1,973	1,968	1,971	1,981	1,994	2,028	2,086
36	1,878	1,936	1,938	1,942	1,936	1,941	1,940	1,947	1,960	1,976	2,012
37	1,781	1,835	1,895	1,897	1,907	1,906	1,914	1,916	1,926	1,942	1,960
38	1,670	1,740	1,795	1,856	1,864	1,878	1,880	1,891	1,895	1,908	1,925
39	1,600	1,630	1,701	1,757	1,823	1,835	1,853	1,857	1,870	1,877	1,891
40-44	7,291	7,248	7,297	7,463	7,718	8,027	8,310	8,579	8,774	8,925	9,012
40	1,517	1,561	1,592	1,663	1,724	1,794	1,810	1,830	1,837	1,852	1,861
41	1,455	1,480	1,524	1,556	1,633	1,697	1,770	1,789	1,811	1,820	1,837
42	1,428	1,418	1,444	1,489	1,526	1,607	1,672	1,748	1,769	1,794	1,804
43	1,435	1,391	1,382	1,408	1,458	1,499	1,583	1,651	1,727	1,751	1,777
44	1,456	1,398	1,355	1,347	1,377	1,430	1,475	1,561	1,630	1,708	1,733

Fuente: Ministerio de Economía, Dirección General de Estadística y Censos.

13- Morazán: Estimaciones y proyecciones de la población de ambos sexos por años calendario y edades simples. 2005-2025

Edad	2005	2006	2007	2008	2009	2010	2011	2012	2013	2014	2015
45-49	7,064	6,993	6,866	6,706	6,567	6,493	6,508	6,623	6,865	7,176	7,531
45	1,451	1,419	1,363	1,321	1,317	1,351	1,406	1,453	1,541	1,612	1,691
46	1,441	1,416	1,385	1,330	1,292	1,291	1,327	1,385	1,433	1,524	1,596
47	1,420	1,406	1,383	1,353	1,302	1,266	1,269	1,306	1,366	1,416	1,508
48	1,395	1,388	1,376	1,354	1,327	1,280	1,246	1,251	1,289	1,350	1,401
49	1,357	1,364	1,359	1,348	1,329	1,305	1,260	1,228	1,236	1,274	1,335
50-54	6,464	6,406	6,387	6,384	6,392	6,394	6,372	6,298	6,196	6,111	6,074
50	1,323	1,328	1,335	1,332	1,323	1,308	1,286	1,243	1,212	1,221	1,260
51	1,299	1,295	1,301	1,308	1,308	1,301	1,289	1,268	1,227	1,197	1,207
52	1,287	1,273	1,269	1,275	1,285	1,287	1,282	1,272	1,253	1,213	1,183
53	1,277	1,259	1,249	1,245	1,253	1,265	1,268	1,265	1,256	1,239	1,199
54	1,278	1,251	1,233	1,224	1,223	1,233	1,247	1,250	1,248	1,241	1,225
55-59	6,047	6,058	6,046	5,994	5,921	5,864	5,843	5,861	5,899	5,938	5,967
55	1,277	1,251	1,224	1,207	1,201	1,202	1,214	1,228	1,233	1,231	1,225
56	1,259	1,250	1,226	1,199	1,184	1,180	1,183	1,195	1,211	1,216	1,215
57	1,210	1,234	1,225	1,201	1,177	1,163	1,161	1,165	1,178	1,194	1,200
58	1,162	1,186	1,210	1,201	1,180	1,158	1,145	1,144	1,149	1,163	1,179
59	1,139	1,137	1,161	1,186	1,179	1,161	1,140	1,129	1,128	1,134	1,148
60-64	5,265	5,309	5,346	5,384	5,431	5,468	5,506	5,527	5,510	5,469	5,435
60	1,131	1,115	1,113	1,138	1,164	1,159	1,142	1,123	1,112	1,112	1,118
61	1,102	1,107	1,092	1,090	1,116	1,143	1,140	1,124	1,106	1,096	1,096
62	1,054	1,078	1,083	1,068	1,067	1,095	1,123	1,121	1,105	1,090	1,080
63	1,005	1,029	1,053	1,059	1,047	1,046	1,075	1,104	1,103	1,087	1,072
64	973	980	1,005	1,029	1,037	1,025	1,026	1,055	1,084	1,084	1,069
65-69	4,503	4,515	4,526	4,542	4,592	4,655	4,720	4,777	4,840	4,903	4,959
65	959	947	956	979	1,005	1,013	1,004	1,006	1,035	1,064	1,064
66	936	933	921	930	955	982	991	982	985	1,014	1,043
67	912	909	906	896	906	931	959	969	961	964	993
68	866	886	883	880	871	882	907	936	946	938	943
69	830	840	860	857	855	847	859	884	913	923	916
70-74	3,545	3,601	3,665	3,743	3,814	3,863	3,887	3,914	3,948	4,013	4,087
70	780	803	815	835	833	831	824	836	861	891	901
71	738	756	778	789	809	808	807	801	814	838	869
72	705	712	730	752	764	784	783	783	778	792	816
73	675	680	687	705	727	738	759	759	760	756	769
74	647	650	655	662	681	702	714	735	735	736	732
75-79	2,420	2,534	2,650	2,749	2,824	2,884	2,939	3,003	3,079	3,148	3,201
75	592	622	625	630	638	656	677	689	709	710	711
76	531	566	596	599	604	612	629	650	662	681	683
77	472	505	539	568	571	576	584	601	621	633	652
78	427	444	476	508	536	539	545	553	569	588	600
79	398	397	414	444	475	501	504	510	518	536	555
80-84	1,419	1,464	1,509	1,563	1,635	1,722	1,813	1,899	1,979	2,042	2,096
80	347	365	365	380	409	439	463	467	474	482	500
81	311	324	342	342	357	384	412	434	438	445	453
82	277	288	301	319	319	332	358	385	405	409	416
83	252	256	266	278	295	296	307	331	357	376	380
84	232	231	235	244	255	271	273	282	305	330	347
85 y más	1,179	1,205	1,228	1,252	1,285	1,326	1,381	1,431	1,486	1,555	1,640

Fuente: Ministerio de Economía, Dirección General de Estadística y Censos.

13- Morazán: Estimaciones y proyecciones de la población de ambos sexos por años calendario y edades simples. 2005-2025

Edad	2016	2017	2018	2019	2020	2021	2022	2023	2024	2025
Total	201,374	203,753	206,186	208,679	211,201	213,755	216,324	218,888	221,477	224,182
0-4	20,516	20,644	20,766	20,866	20,953	21,012	21,043	21,048	21,073	21,114
0	4,174	4,198	4,214	4,225	4,233	4,230	4,227	4,218	4,249	4,273
1	4,130	4,155	4,179	4,197	4,208	4,216	4,213	4,211	4,202	4,233
2	4,104	4,126	4,151	4,175	4,193	4,204	4,212	4,209	4,207	4,198
3	4,067	4,102	4,124	4,149	4,173	4,191	4,202	4,210	4,207	4,205
4	4,041	4,063	4,098	4,120	4,146	4,171	4,189	4,200	4,208	4,205
5-9	20,049	20,032	20,068	20,152	20,262	20,390	20,529	20,663	20,772	20,869
5	4,016	4,037	4,059	4,094	4,116	4,144	4,169	4,187	4,198	4,206
6	4,000	4,010	4,031	4,053	4,088	4,110	4,140	4,165	4,183	4,196
7	3,999	3,994	4,004	4,025	4,047	4,082	4,106	4,136	4,161	4,181
8	4,005	3,992	3,988	3,998	4,019	4,041	4,077	4,102	4,132	4,157
9	4,029	3,999	3,986	3,982	3,992	4,013	4,037	4,073	4,098	4,129
10-14	22,209	21,568	20,918	20,428	19,953	19,877	19,867	19,913	20,009	20,138
10	4,062	4,022	3,992	3,979	3,975	3,985	4,008	4,032	4,068	4,095
11	4,448	4,055	4,015	3,985	3,972	3,968	3,980	4,003	4,027	4,065
12	4,458	4,438	4,047	4,007	3,977	3,965	3,961	3,975	3,998	4,022
13	4,619	4,447	4,429	4,039	3,999	3,969	3,957	3,954	3,969	3,993
14	4,622	4,606	4,435	4,418	4,030	3,990	3,961	3,949	3,947	3,963
15-19	24,236	23,779	23,376	22,919	22,562	21,878	21,262	20,634	20,161	19,707
15	4,720	4,607	4,591	4,422	4,406	4,019	3,979	3,951	3,939	3,939
16	4,759	4,701	4,591	4,575	4,409	4,394	4,008	3,968	3,940	3,930
17	4,851	4,736	4,680	4,572	4,557	4,392	4,378	3,995	3,955	3,929
18	4,936	4,826	4,714	4,660	4,552	4,540	4,375	4,362	3,981	3,942
19	4,970	4,909	4,800	4,690	4,638	4,533	4,522	4,358	4,346	3,967
20-24	23,150	23,657	23,978	24,065	23,924	23,639	23,231	22,868	22,445	22,117
20	4,926	4,942	4,882	4,775	4,667	4,619	4,515	4,505	4,341	4,330
21	4,796	4,896	4,914	4,857	4,752	4,646	4,599	4,495	4,486	4,324
22	4,641	4,766	4,867	4,887	4,832	4,729	4,625	4,578	4,476	4,468
23	4,475	4,610	4,736	4,839	4,861	4,808	4,707	4,605	4,558	4,457
24	4,312	4,443	4,579	4,707	4,812	4,837	4,785	4,685	4,584	4,538
25-29	17,842	18,978	20,019	20,957	21,759	22,457	23,003	23,362	23,482	23,373
25	4,103	4,279	4,413	4,550	4,680	4,788	4,813	4,762	4,663	4,563
26	3,858	4,073	4,249	4,386	4,523	4,655	4,765	4,791	4,740	4,642
27	3,563	3,829	4,045	4,223	4,361	4,500	4,631	4,743	4,769	4,719
28	3,289	3,534	3,802	4,020	4,198	4,338	4,477	4,609	4,721	4,749
29	3,029	3,263	3,510	3,778	3,997	4,176	4,317	4,457	4,589	4,700
30-34	12,540	13,201	14,027	15,012	16,132	17,297	18,446	19,500	20,446	21,267
30	2,818	3,006	3,241	3,488	3,757	3,977	4,156	4,297	4,437	4,571
31	2,625	2,797	2,986	3,222	3,469	3,739	3,959	4,138	4,279	4,420
32	2,467	2,605	2,779	2,969	3,205	3,452	3,722	3,941	4,120	4,264
33	2,360	2,449	2,588	2,762	2,954	3,189	3,435	3,705	3,922	4,105
34	2,270	2,344	2,433	2,571	2,747	2,940	3,174	3,419	3,688	3,907
35-39	10,098	10,387	10,732	11,135	11,614	12,172	12,844	13,672	14,655	15,773
35	2,178	2,255	2,329	2,420	2,557	2,734	2,927	3,159	3,405	3,674
36	2,069	2,164	2,241	2,317	2,408	2,544	2,721	2,912	3,146	3,392
37	1,996	2,055	2,151	2,229	2,305	2,396	2,531	2,709	2,899	3,134
38	1,945	1,982	2,042	2,139	2,217	2,293	2,384	2,519	2,697	2,887
39	1,910	1,931	1,969	2,030	2,127	2,205	2,281	2,373	2,508	2,686
40-44	9,093	9,172	9,266	9,378	9,538	9,779	10,080	10,436	10,842	11,329
40	1,876	1,896	1,919	1,957	2,018	2,115	2,193	2,271	2,362	2,498
41	1,847	1,862	1,884	1,907	1,945	2,006	2,104	2,183	2,259	2,352
42	1,822	1,833	1,849	1,871	1,894	1,932	1,994	2,092	2,171	2,249
43	1,788	1,808	1,820	1,836	1,858	1,881	1,920	1,982	2,080	2,161
44	1,760	1,773	1,794	1,807	1,823	1,845	1,869	1,908	1,970	2,069

Fuente: Ministerio de Economía, Dirección General de Estadística y Censos.

13- Morazán: Estimaciones y proyecciones de la población de ambos sexos por años calendario y edades simples. 2005-2025

Edad	2016	2017	2018	2019	2020	2021	2022	2023	2024	2025
45-49	7,850	8,153	8,376	8,548	8,655	8,752	8,848	8,951	9,070	9,241
45	1,716	1,745	1,759	1,780	1,793	1,810	1,833	1,857	1,896	1,958
46	1,673	1,701	1,730	1,745	1,766	1,779	1,798	1,821	1,845	1,885
47	1,580	1,659	1,687	1,716	1,731	1,753	1,767	1,786	1,809	1,834
48	1,494	1,567	1,646	1,674	1,703	1,719	1,742	1,756	1,775	1,799
49	1,387	1,481	1,554	1,633	1,662	1,691	1,708	1,731	1,745	1,765
50-54	6,119	6,257	6,516	6,840	7,203	7,531	7,833	8,062	8,241	8,362
50	1,322	1,375	1,468	1,541	1,620	1,650	1,679	1,696	1,719	1,735
51	1,247	1,310	1,362	1,455	1,528	1,608	1,638	1,667	1,684	1,708
52	1,194	1,234	1,297	1,350	1,442	1,516	1,596	1,626	1,655	1,673
53	1,170	1,181	1,221	1,285	1,339	1,430	1,503	1,583	1,613	1,644
54	1,186	1,157	1,168	1,209	1,274	1,327	1,417	1,490	1,570	1,602
55-59	5,966	5,916	5,837	5,775	5,759	5,819	5,962	6,219	6,536	6,898
55	1,209	1,173	1,145	1,156	1,198	1,263	1,314	1,404	1,477	1,558
56	1,209	1,194	1,161	1,133	1,145	1,187	1,251	1,301	1,391	1,465
57	1,199	1,194	1,181	1,149	1,122	1,134	1,176	1,239	1,289	1,379
58	1,185	1,184	1,180	1,169	1,137	1,110	1,123	1,164	1,227	1,279
59	1,164	1,171	1,170	1,168	1,157	1,125	1,098	1,111	1,152	1,217
60-64	5,431	5,462	5,512	5,562	5,602	5,618	5,584	5,515	5,461	5,459
60	1,132	1,149	1,156	1,157	1,155	1,145	1,113	1,086	1,099	1,142
61	1,102	1,117	1,134	1,142	1,143	1,142	1,132	1,100	1,074	1,089
62	1,080	1,087	1,102	1,120	1,128	1,129	1,128	1,118	1,087	1,063
63	1,062	1,064	1,072	1,087	1,105	1,113	1,114	1,113	1,103	1,075
64	1,055	1,045	1,048	1,056	1,071	1,089	1,097	1,098	1,098	1,090
65-69	5,010	5,044	5,042	5,015	4,997	5,005	5,043	5,097	5,147	5,199
65	1,050	1,037	1,028	1,032	1,040	1,055	1,073	1,081	1,082	1,084
66	1,044	1,030	1,019	1,010	1,014	1,022	1,037	1,055	1,063	1,066
67	1,023	1,025	1,011	1,000	992	996	1,004	1,019	1,037	1,047
68	971	1,002	1,004	991	980	972	977	985	1,000	1,020
69	922	950	980	982	971	960	952	957	965	982
70-74	4,156	4,219	4,288	4,358	4,418	4,471	4,508	4,511	4,493	4,485
70	895	901	929	959	961	950	940	932	937	946
71	879	873	879	907	937	939	928	918	911	917
72	845	856	851	857	884	913	916	905	896	890
73	792	821	832	827	833	860	889	892	882	874
74	745	768	797	808	803	809	835	864	867	858
75-79	3,231	3,264	3,300	3,362	3,432	3,499	3,559	3,622	3,688	3,752
75	708	721	742	771	782	778	784	809	837	841
76	684	681	694	715	743	754	750	756	781	809
77	654	655	652	665	686	713	724	720	726	753
78	619	623	624	621	634	654	681	692	688	694
79	566	584	588	590	587	600	620	645	656	655
80-84	2,151	2,210	2,277	2,341	2,387	2,419	2,456	2,494	2,549	2,612
80	518	528	547	552	554	552	565	583	608	620
81	471	488	497	516	521	524	522	535	551	575
82	424	441	457	466	484	489	492	491	503	519
83	387	395	411	426	434	452	457	460	459	471
84	351	358	365	381	394	402	420	425	428	427
85 y más	1,727	1,810	1,888	1,966	2,051	2,140	2,226	2,321	2,407	2,487

Fuente: Ministerio de Economía, Dirección General de Estadística y Censos.

13- Morazán: Estimaciones y proyecciones de la población masculina por años calendario y edades simples. 2005-2025

Edad	2005	2006	2007	2008	2009	2010	2011	2012	2013	2014	2015
Total	88,578	88,749	88,943	89,148	89,546	90,129	90,864	91,719	92,685	93,735	94,853
0-4	12,012	11,622	11,276	10,927	10,664	10,410	10,352	10,330	10,338	10,375	10,427
0	2,338	2,141	2,114	2,093	2,079	2,076	2,077	2,086	2,096	2,113	2,124
1	2,328	2,317	2,123	2,096	2,077	2,063	2,061	2,062	2,072	2,083	2,100
2	2,420	2,324	2,313	2,119	2,092	2,073	2,060	2,058	2,059	2,069	2,081
3	2,433	2,415	2,319	2,308	2,115	2,089	2,070	2,058	2,056	2,057	2,067
4	2,493	2,425	2,407	2,311	2,301	2,109	2,084	2,066	2,055	2,053	2,055
5-9	13,092	12,848	12,551	12,284	12,001	11,786	11,422	11,100	10,776	10,533	10,297
5	2,524	2,483	2,415	2,397	2,303	2,294	2,104	2,079	2,062	2,052	2,050
6	2,584	2,511	2,471	2,403	2,387	2,295	2,287	2,098	2,074	2,057	2,048
7	2,640	2,570	2,498	2,458	2,392	2,378	2,287	2,281	2,092	2,069	2,053
8	2,672	2,625	2,555	2,484	2,446	2,382	2,369	2,279	2,274	2,086	2,064
9	2,672	2,659	2,612	2,542	2,473	2,437	2,375	2,363	2,274	2,269	2,082
10-14	12,579	12,786	12,917	12,965	12,914	12,764	12,554	12,295	12,067	11,817	11,627
10	2,633	2,659	2,646	2,600	2,532	2,464	2,430	2,369	2,358	2,269	2,265
11	2,582	2,619	2,646	2,633	2,589	2,523	2,456	2,423	2,363	2,353	2,265
12	2,524	2,565	2,602	2,629	2,619	2,577	2,512	2,448	2,416	2,357	2,347
13	2,465	2,503	2,545	2,582	2,612	2,605	2,565	2,502	2,439	2,408	2,350
14	2,375	2,440	2,478	2,521	2,562	2,595	2,591	2,553	2,491	2,430	2,400
15-19	9,815	10,287	10,759	11,174	11,558	11,891	12,178	12,393	12,526	12,542	12,448
15	2,259	2,344	2,410	2,449	2,496	2,542	2,578	2,577	2,541	2,480	2,421
16	2,108	2,220	2,306	2,373	2,418	2,471	2,521	2,560	2,562	2,528	2,470
17	1,958	2,062	2,176	2,263	2,337	2,388	2,446	2,500	2,542	2,547	2,515
18	1,809	1,908	2,013	2,129	2,222	2,304	2,360	2,422	2,480	2,525	2,533
19	1,681	1,753	1,854	1,960	2,085	2,186	2,273	2,334	2,401	2,462	2,509
20-24	6,942	7,087	7,304	7,617	8,056	8,605	9,204	9,813	10,373	10,878	11,308
20	1,559	1,624	1,697	1,800	1,914	2,047	2,154	2,245	2,311	2,381	2,445
21	1,457	1,500	1,567	1,641	1,753	1,874	2,013	2,126	2,221	2,290	2,361
22	1,379	1,397	1,442	1,510	1,592	1,712	1,840	1,983	2,100	2,198	2,270
23	1,307	1,319	1,338	1,385	1,461	1,552	1,679	1,810	1,957	2,077	2,177
24	1,240	1,247	1,260	1,281	1,336	1,420	1,518	1,649	1,784	1,932	2,055
25-29	5,365	5,343	5,349	5,390	5,495	5,679	5,940	6,292	6,757	7,317	7,955
25	1,164	1,181	1,190	1,204	1,233	1,296	1,386	1,488	1,623	1,760	1,910
26	1,108	1,108	1,127	1,137	1,159	1,195	1,264	1,358	1,464	1,600	1,740
27	1,064	1,055	1,057	1,077	1,094	1,123	1,164	1,238	1,335	1,443	1,581
28	1,031	1,014	1,006	1,009	1,036	1,060	1,093	1,139	1,216	1,316	1,425
29	998	985	969	963	973	1,005	1,033	1,069	1,119	1,198	1,299
30-34	4,616	4,564	4,508	4,450	4,416	4,424	4,486	4,588	4,736	4,934	5,193
30	970	956	945	930	930	945	981	1,013	1,051	1,103	1,184
31	947	932	919	909	900	904	923	962	996	1,037	1,090
32	921	913	899	886	881	876	884	905	946	983	1,025
33	901	890	883	869	860	859	857	867	890	933	972
34	877	873	862	856	845	840	841	841	853	878	922
35-39	3,850	3,924	3,986	4,013	4,027	4,017	4,009	4,006	4,015	4,037	4,089
35	855	852	848	838	835	827	824	827	830	843	868
36	811	832	829	826	819	818	812	811	816	820	834
37	770	789	811	808	808	803	804	799	800	806	811
38	722	749	769	791	791	793	789	792	788	790	796
39	692	702	729	750	774	776	780	777	781	778	780
40-44	3,145	3,119	3,131	3,192	3,287	3,406	3,513	3,613	3,678	3,723	3,743
40	656	672	683	710	733	759	763	768	766	771	769
41	629	638	654	665	695	720	747	752	758	757	763
42	616	611	620	637	650	682	708	736	742	749	749
43	618	598	594	603	622	637	670	698	725	732	740
44	626	600	580	577	587	608	625	659	687	714	722

Fuente: Ministerio de Economía, Dirección General de Estadística y Censos.

13- Morazán: Estimaciones y proyecciones de la población masculina por años calendario y edades simples. 2005-2025

Edad	2005	2006	2007	2008	2009	2010	2011	2012	2013	2014	2015
45-49	3,051	3,001	2,934	2,856	2,788	2,750	2,753	2,795	2,892	3,013	3,149
45	624	607	583	563	562	574	596	614	649	677	704
46	620	606	590	567	548	549	562	585	604	640	668
47	612	603	590	574	553	535	538	551	575	595	631
48	604	596	589	576	561	542	525	529	542	567	587
49	591	589	582	576	564	550	532	516	522	534	559
50-54	2,862	2,813	2,781	2,757	2,740	2,723	2,696	2,652	2,599	2,558	2,537
50	579	577	575	569	564	554	541	523	508	514	527
51	572	565	564	562	557	553	545	532	515	500	507
52	570	559	552	551	550	546	543	536	524	508	493
53	569	556	547	540	540	540	536	534	527	517	501
54	572	556	543	535	529	530	531	527	525	519	509
55-59	2,736	2,727	2,707	2,666	2,615	2,570	2,540	2,524	2,518	2,515	2,509
55	574	559	543	531	524	519	521	522	519	517	511
56	568	561	547	531	520	514	510	512	514	511	509
57	548	556	549	535	521	510	505	501	504	506	503
58	527	536	544	537	524	512	501	496	493	496	498
59	519	515	524	532	526	515	503	493	488	485	488
60-64	2,421	2,432	2,437	2,443	2,451	2,454	2,456	2,453	2,430	2,393	2,358
60	517	507	503	513	521	516	506	495	485	480	477
61	505	506	496	492	502	511	506	497	487	477	472
62	485	494	495	485	481	492	501	497	488	479	469
63	464	473	482	483	475	471	482	492	488	479	470
64	450	452	461	470	472	464	461	472	482	478	470
65-69	2,095	2,092	2,088	2,087	2,100	2,119	2,139	2,152	2,169	2,185	2,197
65	445	437	440	448	458	460	454	451	462	472	468
66	435	432	424	427	436	446	449	443	440	451	461
67	424	421	418	412	415	423	434	437	432	429	440
68	404	411	408	405	399	403	411	422	425	420	419
69	387	391	398	395	392	387	391	399	410	413	409
70-74	1,666	1,688	1,713	1,743	1,770	1,785	1,789	1,793	1,799	1,820	1,844
70	365	374	379	386	384	381	376	380	388	400	403
71	346	354	362	367	374	372	370	365	370	378	390
72	332	334	342	350	355	362	360	359	355	360	368
73	318	320	322	330	338	343	351	349	348	345	349
74	305	306	308	310	319	327	332	340	338	337	334
75-79	1,144	1,196	1,249	1,294	1,325	1,349	1,371	1,397	1,427	1,453	1,471
75	280	294	295	297	299	307	315	320	328	326	325
76	252	267	281	282	284	286	294	302	307	314	313
77	223	239	254	267	268	270	272	280	288	293	300
78	202	209	225	239	251	252	255	257	264	272	277
79	187	187	194	209	223	234	235	238	240	248	256
80-84	661	682	704	729	762	802	843	881	918	943	964
80	163	170	171	177	191	205	215	217	220	222	230
81	145	152	159	160	166	179	192	201	203	206	208
82	129	134	141	148	149	154	167	179	187	189	192
83	117	119	124	130	137	138	142	154	166	173	175
84	107	107	109	114	119	126	127	130	142	153	159
85 y más	526	538	549	561	577	595	619	642	667	699	737

Fuente: Ministerio de Economía, Dirección General de Estadística y Censos.

13- Morazán: Estimaciones y proyecciones de la población masculina por años calendario y edades simples. 2005-2025

Edad	2016	2017	2018	2019	2020	2021	2022	2023	2024	2025
Total	96,011	97,239	98,499	99,791	101,099	102,419	103,744	105,063	106,400	107,791
0-4	10,489	10,555	10,617	10,668	10,713	10,743	10,759	10,762	10,775	10,796
0	2,136	2,148	2,156	2,162	2,166	2,165	2,163	2,158	2,174	2,186
1	2,111	2,124	2,136	2,145	2,151	2,155	2,154	2,153	2,148	2,164
2	2,098	2,109	2,122	2,134	2,143	2,149	2,153	2,152	2,151	2,146
3	2,079	2,097	2,108	2,121	2,133	2,142	2,148	2,152	2,151	2,150
4	2,065	2,077	2,095	2,106	2,120	2,132	2,141	2,147	2,151	2,150
5-9	10,251	10,242	10,260	10,303	10,358	10,424	10,496	10,564	10,619	10,669
5	2,053	2,063	2,075	2,093	2,104	2,119	2,131	2,140	2,146	2,150
6	2,046	2,050	2,060	2,072	2,090	2,101	2,117	2,129	2,138	2,145
7	2,044	2,043	2,047	2,057	2,069	2,087	2,099	2,115	2,127	2,137
8	2,048	2,041	2,040	2,044	2,054	2,066	2,085	2,097	2,113	2,125
9	2,060	2,045	2,038	2,037	2,041	2,051	2,064	2,083	2,095	2,112
10-14	11,283	10,980	10,672	10,442	10,216	10,176	10,169	10,191	10,240	10,305
10	2,078	2,057	2,042	2,035	2,034	2,038	2,049	2,062	2,081	2,094
11	2,261	2,075	2,054	2,039	2,032	2,031	2,036	2,047	2,060	2,080
12	2,260	2,257	2,072	2,051	2,036	2,029	2,028	2,034	2,045	2,058
13	2,341	2,256	2,253	2,069	2,048	2,033	2,026	2,025	2,032	2,043
14	2,343	2,335	2,251	2,248	2,066	2,045	2,030	2,023	2,022	2,030
15-19	12,284	12,061	11,865	11,642	11,473	11,150	10,858	10,561	10,339	10,120
15	2,392	2,337	2,329	2,246	2,243	2,062	2,041	2,026	2,019	2,019
16	2,412	2,385	2,331	2,323	2,241	2,238	2,058	2,037	2,022	2,015
17	2,459	2,402	2,376	2,323	2,316	2,234	2,231	2,053	2,032	2,018
18	2,502	2,448	2,393	2,368	2,315	2,309	2,227	2,225	2,047	2,027
19	2,519	2,489	2,436	2,382	2,358	2,307	2,301	2,220	2,219	2,041
20-24	11,672	11,952	12,132	12,191	12,131	11,999	11,803	11,629	11,425	11,271
20	2,494	2,505	2,476	2,424	2,371	2,350	2,299	2,294	2,213	2,212
21	2,427	2,478	2,491	2,464	2,413	2,361	2,340	2,289	2,285	2,205
22	2,342	2,411	2,463	2,477	2,451	2,401	2,350	2,329	2,280	2,276
23	2,251	2,325	2,395	2,448	2,463	2,438	2,389	2,340	2,319	2,270
24	2,158	2,233	2,307	2,378	2,433	2,449	2,425	2,377	2,328	2,308
25-29	8,620	9,283	9,888	10,426	10,887	11,275	11,575	11,776	11,854	11,811
25	2,035	2,139	2,216	2,290	2,363	2,419	2,435	2,412	2,364	2,316
26	1,890	2,018	2,122	2,200	2,274	2,348	2,405	2,422	2,399	2,351
27	1,722	1,873	2,002	2,107	2,185	2,260	2,333	2,391	2,408	2,386
28	1,563	1,705	1,857	1,987	2,092	2,170	2,245	2,319	2,377	2,395
29	1,410	1,548	1,691	1,842	1,973	2,078	2,157	2,232	2,306	2,363
30-34	5,513	5,906	6,394	6,971	7,618	8,293	8,957	9,562	10,101	10,567
30	1,286	1,397	1,535	1,678	1,829	1,960	2,065	2,144	2,219	2,294
31	1,172	1,274	1,385	1,524	1,666	1,818	1,948	2,053	2,132	2,207
32	1,079	1,161	1,263	1,375	1,513	1,655	1,807	1,936	2,041	2,121
33	1,014	1,069	1,151	1,253	1,366	1,503	1,644	1,796	1,924	2,031
34	962	1,005	1,060	1,141	1,244	1,357	1,493	1,633	1,785	1,914
35-39	4,184	4,319	4,493	4,708	4,977	5,301	5,695	6,180	6,749	7,390
35	912	954	997	1,053	1,133	1,236	1,349	1,484	1,624	1,776
36	858	904	946	990	1,046	1,125	1,228	1,340	1,476	1,615
37	825	850	897	939	983	1,039	1,117	1,221	1,332	1,468
38	802	817	843	890	932	976	1,032	1,110	1,214	1,324
39	787	794	810	836	883	925	969	1,025	1,103	1,207
40-44	3,757	3,776	3,802	3,837	3,898	4,004	4,147	4,323	4,537	4,806
40	771	779	787	803	829	876	918	963	1,018	1,096
41	761	763	772	780	796	822	870	912	956	1,012
42	755	754	756	765	773	789	816	863	905	950
43	740	748	747	749	758	766	783	809	856	899
44	730	732	740	740	742	751	760	776	802	849

Fuente: Ministerio de Economía, Dirección General de Estadística y Censos.

13- Morazán: Estimaciones y proyecciones de la población masculina por años calendario y edades simples. 2005-2025

Edad	2016	2017	2018	2019	2020	2021	2022	2023	2024	2025
45-49	3,270	3,383	3,461	3,519	3,551	3,577	3,604	3,635	3,673	3,739
45	712	722	724	732	732	735	745	753	769	795
46	694	704	714	717	725	725	729	739	747	763
47	660	687	697	707	710	719	719	723	733	741
48	624	653	680	690	700	704	713	713	717	728
49	580	617	646	673	684	694	698	707	707	712
50-54	2,552	2,603	2,706	2,834	2,974	3,097	3,209	3,290	3,351	3,391
50	552	573	610	639	666	677	687	691	700	702
51	520	545	566	603	632	659	670	680	684	694
52	500	513	538	560	596	625	652	663	673	678
53	486	493	506	532	554	589	618	645	656	667
54	494	479	486	500	526	547	582	611	638	650
55-59	2,490	2,456	2,415	2,385	2,373	2,394	2,447	2,548	2,671	2,811
55	501	487	473	480	494	520	540	575	604	632
56	503	493	481	467	474	488	514	533	568	598
57	501	495	487	475	461	468	482	508	527	562
58	495	493	488	481	469	455	462	476	502	522
59	490	488	486	482	475	463	449	456	470	497
60-64	2,335	2,327	2,327	2,329	2,329	2,319	2,294	2,257	2,230	2,224
60	480	483	481	480	476	469	457	443	450	465
61	469	473	476	474	473	470	463	451	437	445
62	464	462	466	469	467	466	463	456	445	432
63	460	457	455	459	462	460	459	456	449	439
64	462	452	449	447	451	454	452	451	449	443
65-69	2,207	2,210	2,194	2,166	2,141	2,125	2,119	2,120	2,123	2,131
65	461	453	443	441	439	443	446	444	443	442
66	458	451	444	434	432	430	434	437	435	435
67	451	448	441	434	425	423	421	425	428	427
68	429	440	437	431	424	415	413	411	416	420
69	408	418	429	426	421	414	405	403	401	407
70-74	1,866	1,883	1,903	1,923	1,937	1,948	1,955	1,943	1,921	1,899
70	399	398	408	419	416	411	405	396	394	392
71	393	389	388	398	409	406	401	395	387	385
72	379	382	379	378	388	398	396	391	385	377
73	357	368	371	368	367	377	387	385	381	375
74	338	346	357	360	357	356	366	376	374	370
75-79	1,479	1,486	1,494	1,514	1,537	1,560	1,578	1,597	1,616	1,633
75	323	327	334	345	348	346	345	354	364	362
76	312	310	314	321	332	335	333	332	341	351
77	299	298	296	300	307	318	321	319	318	328
78	284	284	283	281	285	292	303	306	304	303
79	261	267	267	267	265	269	276	286	289	289
80-84	987	1,012	1,039	1,064	1,080	1,090	1,101	1,111	1,129	1,150
80	238	242	249	250	250	248	252	258	268	272
81	216	224	227	234	235	236	234	238	243	253
82	194	202	209	212	219	220	221	219	223	228
83	178	180	188	194	197	204	205	206	204	208
84	161	164	166	174	179	182	189	190	191	189
85 y más	772	805	837	869	906	944	978	1,014	1,047	1,078

Fuente: Ministerio de Economía, Dirección General de Estadística y Censos.

13- Morazán: Estimaciones y proyecciones de la población femenina por años calendario y edades simples. 2005-2025

Edad	2005	2006	2007	2008	2009	2010	2011	2012	2013	2014	2015
Total	97,723	98,045	98,363	98,677	99,169	99,777	100,500	101,325	102,229	103,217	104,270
0-4	11,704	11,277	10,897	10,516	10,223	9,950	9,894	9,874	9,883	9,917	9,967
0	2,256	2,041	2,016	1,995	1,983	1,978	1,981	1,991	2,000	2,015	2,026
1	2,272	2,244	2,030	2,006	1,986	1,974	1,969	1,973	1,983	1,993	2,008
2	2,362	2,267	2,240	2,026	2,002	1,982	1,971	1,966	1,970	1,980	1,990
3	2,376	2,357	2,262	2,235	2,023	1,999	1,979	1,969	1,964	1,968	1,978
4	2,438	2,368	2,349	2,254	2,229	2,017	1,994	1,975	1,966	1,961	1,965
5-9	12,813	12,574	12,277	12,006	11,722	11,488	11,086	10,731	10,373	10,099	9,842
5	2,470	2,428	2,358	2,339	2,246	2,223	2,012	1,989	1,971	1,963	1,958
6	2,529	2,458	2,416	2,346	2,329	2,238	2,216	2,006	1,984	1,966	1,959
7	2,586	2,516	2,445	2,403	2,336	2,320	2,230	2,210	2,000	1,979	1,962
8	2,615	2,571	2,501	2,431	2,391	2,326	2,311	2,222	2,203	1,994	1,974
9	2,613	2,601	2,557	2,487	2,420	2,381	2,317	2,304	2,215	2,197	1,989
10-14	12,307	12,491	12,619	12,669	12,622	12,474	12,264	12,000	11,768	11,514	11,307
10	2,571	2,598	2,587	2,543	2,475	2,409	2,372	2,309	2,297	2,209	2,192
11	2,519	2,556	2,584	2,573	2,531	2,464	2,400	2,364	2,302	2,291	2,204
12	2,464	2,503	2,540	2,568	2,560	2,519	2,453	2,390	2,356	2,295	2,285
13	2,412	2,445	2,485	2,522	2,553	2,546	2,507	2,443	2,381	2,348	2,287
14	2,341	2,389	2,423	2,463	2,503	2,536	2,532	2,494	2,432	2,371	2,339
15-19	10,129	10,486	10,838	11,153	11,451	11,712	11,947	12,129	12,235	12,234	12,129
15	2,251	2,314	2,362	2,397	2,440	2,482	2,519	2,516	2,479	2,419	2,359
16	2,133	2,221	2,284	2,332	2,371	2,418	2,462	2,501	2,500	2,465	2,406
17	2,020	2,098	2,187	2,250	2,303	2,346	2,395	2,441	2,483	2,483	2,449
18	1,909	1,983	2,061	2,151	2,219	2,276	2,321	2,373	2,421	2,465	2,467
19	1,816	1,870	1,944	2,023	2,118	2,190	2,250	2,298	2,352	2,402	2,448
20-24	8,035	8,153	8,312	8,539	8,857	9,249	9,672	10,105	10,508	10,872	11,192
20	1,728	1,776	1,830	1,905	1,989	2,088	2,163	2,227	2,277	2,332	2,385
21	1,654	1,688	1,736	1,791	1,871	1,959	2,061	2,140	2,206	2,257	2,315
22	1,602	1,614	1,648	1,697	1,757	1,841	1,932	2,038	2,119	2,186	2,240
23	1,551	1,562	1,574	1,609	1,663	1,727	1,814	1,909	2,017	2,099	2,169
24	1,500	1,513	1,524	1,537	1,577	1,634	1,702	1,791	1,889	1,998	2,083
25-29	6,754	6,793	6,853	6,930	7,039	7,189	7,372	7,606	7,915	8,301	8,750
25	1,431	1,462	1,476	1,487	1,505	1,550	1,610	1,680	1,771	1,871	1,982
26	1,382	1,395	1,426	1,441	1,457	1,479	1,527	1,589	1,661	1,754	1,855
27	1,342	1,347	1,361	1,392	1,412	1,432	1,457	1,507	1,571	1,645	1,739
28	1,314	1,308	1,314	1,328	1,364	1,388	1,410	1,438	1,490	1,556	1,631
29	1,285	1,281	1,276	1,282	1,301	1,340	1,368	1,392	1,422	1,475	1,543
30-34	6,032	6,027	6,013	6,001	6,015	6,061	6,156	6,284	6,438	6,608	6,805
30	1,257	1,254	1,251	1,246	1,257	1,279	1,321	1,351	1,377	1,408	1,463
31	1,233	1,228	1,225	1,223	1,222	1,236	1,262	1,306	1,337	1,365	1,397
32	1,206	1,206	1,201	1,199	1,201	1,203	1,219	1,248	1,294	1,326	1,355
33	1,183	1,180	1,180	1,176	1,178	1,182	1,187	1,205	1,236	1,283	1,316
34	1,153	1,159	1,156	1,157	1,157	1,161	1,167	1,174	1,194	1,226	1,274
35-39	5,059	5,199	5,327	5,411	5,476	5,511	5,549	5,586	5,630	5,694	5,785
35	1,125	1,130	1,136	1,134	1,138	1,141	1,147	1,154	1,164	1,185	1,218
36	1,067	1,104	1,109	1,116	1,117	1,123	1,128	1,136	1,144	1,156	1,178
37	1,011	1,046	1,084	1,089	1,099	1,103	1,110	1,117	1,126	1,136	1,149
38	948	991	1,026	1,065	1,073	1,085	1,091	1,099	1,107	1,118	1,129
39	908	928	972	1,007	1,049	1,059	1,073	1,080	1,089	1,099	1,111
40-44	4,146	4,129	4,166	4,271	4,431	4,621	4,797	4,966	5,096	5,202	5,269
40	861	889	909	953	991	1,035	1,047	1,062	1,071	1,081	1,092
41	826	842	870	891	938	977	1,023	1,037	1,053	1,063	1,074
42	812	807	824	852	876	925	964	1,012	1,027	1,045	1,055
43	817	793	788	805	836	862	913	953	1,002	1,019	1,037
44	830	798	775	770	790	822	850	902	943	994	1,011

Fuente: Ministerio de Economía, Dirección General de Estadística y Censos.

13- Morazán: Estimaciones y proyecciones de la población femenina por años calendario y edades simples. 2005-2025

Edad	2005	2006	2007	2008	2009	2010	2011	2012	2013	2014	2015
45-49	4,013	3,992	3,932	3,850	3,779	3,743	3,755	3,828	3,973	4,163	4,382
45	827	812	780	758	755	777	810	839	892	935	987
46	821	810	795	763	744	742	765	800	829	884	928
47	808	803	793	779	749	731	731	755	791	821	877
48	791	792	787	778	766	738	721	722	747	783	814
49	766	775	777	772	765	755	728	712	714	740	776
50-54	3,602	3,593	3,606	3,627	3,652	3,671	3,676	3,646	3,597	3,553	3,537
50	744	751	760	763	759	754	745	720	704	707	733
51	727	730	737	746	751	748	744	736	712	697	700
52	717	714	717	724	735	741	739	736	729	705	690
53	708	703	702	705	713	725	732	731	729	722	698
54	706	695	690	689	694	703	716	723	723	722	716
55-59	3,311	3,331	3,339	3,328	3,306	3,294	3,303	3,337	3,381	3,423	3,458
55	703	692	681	676	677	683	693	706	714	714	714
56	691	689	679	668	664	666	673	683	697	705	706
57	662	678	676	666	656	653	656	664	674	688	697
58	635	650	666	664	656	646	644	648	656	667	681
59	620	622	637	654	653	646	637	636	640	649	660
60-64	2,844	2,877	2,909	2,941	2,980	3,014	3,050	3,074	3,080	3,076	3,077
60	614	608	610	625	643	643	636	628	627	632	641
61	597	601	596	598	614	632	634	627	619	619	624
62	569	584	588	583	586	603	622	624	617	611	611
63	541	556	571	576	572	575	593	612	615	608	602
64	523	528	544	559	565	561	565	583	602	606	599
65-69	2,408	2,423	2,438	2,455	2,492	2,536	2,581	2,625	2,671	2,718	2,762
65	514	510	516	531	547	553	550	555	573	592	596
66	501	501	497	503	519	536	542	539	545	563	582
67	488	488	488	484	491	508	525	532	529	535	553
68	462	475	475	475	472	479	496	514	521	518	524
69	443	449	462	462	463	460	468	485	503	510	507
70-74	1,879	1,913	1,952	2,000	2,044	2,078	2,098	2,121	2,149	2,193	2,243
70	415	429	436	449	449	450	448	456	473	491	498
71	392	402	416	422	435	436	437	436	444	460	479
72	373	378	388	402	409	422	423	424	423	432	448
73	357	360	365	375	389	395	408	410	412	411	420
74	342	344	347	352	362	375	382	395	397	399	398
75-79	1,276	1,338	1,401	1,455	1,499	1,535	1,568	1,606	1,652	1,695	1,730
75	312	328	330	333	339	349	362	369	381	384	386
76	279	299	315	317	320	326	335	348	355	367	370
77	249	266	285	301	303	306	312	321	333	340	352
78	225	235	251	269	285	287	290	296	305	316	323
79	211	210	220	235	252	267	269	272	278	288	299
80-84	758	782	805	834	873	920	970	1,018	1,061	1,099	1,132
80	184	195	194	203	218	234	248	250	254	260	270
81	166	172	183	182	191	205	220	233	235	239	245
82	148	154	160	171	170	178	191	206	218	220	224
83	135	137	142	148	158	158	165	177	191	203	205
84	125	124	126	130	136	145	146	152	163	177	188
85 y más	653	667	679	691	708	731	762	789	819	856	903

Fuente: Ministerio de Economía, Dirección General de Estadística y Censos.

13- Morazán: Estimaciones y proyecciones de la población femenina por años calendario y edades simples. 2005-2025

Edad	2016	2017	2018	2019	2020	2021	2022	2023	2024	2025
Total	105,363	106,514	107,687	108,888	110,102	111,336	112,580	113,825	115,077	116,391
0-4	10,027	10,089	10,149	10,198	10,240	10,269	10,284	10,286	10,298	10,318
0	2,038	2,050	2,058	2,063	2,067	2,065	2,064	2,060	2,075	2,087
1	2,019	2,031	2,043	2,052	2,057	2,061	2,059	2,058	2,054	2,069
2	2,006	2,017	2,029	2,041	2,050	2,055	2,059	2,057	2,056	2,052
3	1,988	2,005	2,016	2,028	2,040	2,049	2,054	2,058	2,056	2,055
4	1,976	1,986	2,003	2,014	2,026	2,039	2,048	2,053	2,057	2,055
5-9	9,798	9,790	9,808	9,849	9,904	9,966	10,033	10,099	10,153	10,200
5	1,963	1,974	1,984	2,001	2,012	2,025	2,038	2,047	2,052	2,056
6	1,954	1,960	1,971	1,981	1,998	2,009	2,023	2,036	2,045	2,051
7	1,955	1,951	1,957	1,968	1,978	1,995	2,007	2,021	2,034	2,044
8	1,957	1,951	1,948	1,954	1,965	1,975	1,992	2,005	2,019	2,032
9	1,969	1,954	1,948	1,945	1,951	1,962	1,973	1,990	2,003	2,017
10-14	10,926	10,588	10,246	9,986	9,737	9,701	9,698	9,722	9,769	9,833
10	1,984	1,965	1,950	1,944	1,941	1,947	1,959	1,970	1,987	2,001
11	2,187	1,980	1,961	1,946	1,940	1,937	1,944	1,956	1,967	1,985
12	2,198	2,181	1,975	1,956	1,941	1,936	1,933	1,941	1,953	1,964
13	2,278	2,191	2,176	1,970	1,951	1,936	1,931	1,929	1,937	1,950
14	2,279	2,271	2,184	2,170	1,964	1,945	1,931	1,926	1,925	1,933
15-19	11,952	11,718	11,511	11,277	11,089	10,728	10,404	10,073	9,822	9,587
15	2,328	2,270	2,262	2,176	2,163	1,957	1,938	1,925	1,920	1,920
16	2,347	2,316	2,260	2,252	2,168	2,156	1,950	1,931	1,918	1,915
17	2,392	2,334	2,304	2,249	2,241	2,158	2,147	1,942	1,923	1,911
18	2,434	2,378	2,321	2,292	2,237	2,231	2,148	2,137	1,934	1,915
19	2,451	2,420	2,364	2,308	2,280	2,226	2,221	2,138	2,127	1,926
20-24	11,478	11,705	11,846	11,874	11,793	11,640	11,428	11,239	11,020	10,846
20	2,432	2,437	2,406	2,351	2,296	2,269	2,216	2,211	2,128	2,118
21	2,369	2,418	2,423	2,393	2,339	2,285	2,259	2,206	2,201	2,119
22	2,299	2,355	2,404	2,410	2,381	2,328	2,275	2,249	2,196	2,192
23	2,224	2,285	2,341	2,391	2,398	2,370	2,318	2,265	2,239	2,187
24	2,154	2,210	2,272	2,329	2,379	2,388	2,360	2,308	2,256	2,230
25-29	9,222	9,695	10,131	10,531	10,872	11,182	11,428	11,586	11,628	11,562
25	2,068	2,140	2,197	2,260	2,317	2,369	2,378	2,350	2,299	2,247
26	1,968	2,055	2,127	2,186	2,249	2,307	2,360	2,369	2,341	2,291
27	1,841	1,956	2,043	2,116	2,176	2,240	2,298	2,352	2,361	2,333
28	1,726	1,829	1,945	2,033	2,106	2,168	2,232	2,290	2,344	2,354
29	1,619	1,715	1,819	1,936	2,024	2,098	2,160	2,225	2,283	2,337
30-34	7,027	7,295	7,633	8,041	8,514	9,004	9,489	9,938	10,345	10,700
30	1,532	1,609	1,706	1,810	1,928	2,017	2,091	2,153	2,218	2,277
31	1,453	1,523	1,601	1,698	1,803	1,921	2,011	2,085	2,147	2,213
32	1,388	1,444	1,516	1,594	1,692	1,797	1,915	2,005	2,079	2,143
33	1,346	1,380	1,437	1,509	1,588	1,686	1,791	1,909	1,998	2,074
34	1,308	1,339	1,373	1,430	1,503	1,583	1,681	1,786	1,903	1,993
35-39	5,914	6,068	6,239	6,427	6,637	6,871	7,149	7,492	7,906	8,383
35	1,266	1,301	1,332	1,367	1,424	1,498	1,578	1,675	1,781	1,898
36	1,211	1,260	1,295	1,327	1,362	1,419	1,493	1,572	1,670	1,777
37	1,171	1,205	1,254	1,290	1,322	1,357	1,414	1,488	1,567	1,666
38	1,143	1,165	1,199	1,249	1,285	1,317	1,352	1,409	1,483	1,563
39	1,123	1,137	1,159	1,194	1,244	1,280	1,312	1,348	1,405	1,479
40-44	5,336	5,396	5,464	5,541	5,640	5,775	5,933	6,113	6,305	6,523
40	1,105	1,117	1,132	1,154	1,189	1,239	1,275	1,308	1,344	1,402
41	1,086	1,099	1,112	1,127	1,149	1,184	1,234	1,271	1,303	1,340
42	1,067	1,079	1,093	1,106	1,121	1,143	1,178	1,229	1,266	1,299
43	1,048	1,060	1,073	1,087	1,100	1,115	1,137	1,173	1,224	1,262
44	1,030	1,041	1,054	1,067	1,081	1,094	1,109	1,132	1,168	1,220

Fuente: Ministerio de Economía, Dirección General de Estadística y Censos.

13- Morazán: Estimaciones y proyecciones de la población femenina por años calendario y edades simples. 2005-2025

Edad	2016	2017	2018	2019	2020	2021	2022	2023	2024	2025
45-49	4,580	4,770	4,915	5,029	5,104	5,175	5,244	5,316	5,397	5,502
45	1,004	1,023	1,035	1,048	1,061	1,075	1,088	1,104	1,127	1,163
46	979	997	1,016	1,028	1,041	1,054	1,069	1,082	1,098	1,122
47	920	972	990	1,009	1,021	1,034	1,048	1,063	1,076	1,093
48	870	914	966	984	1,003	1,015	1,029	1,043	1,058	1,071
49	807	864	908	960	978	997	1,010	1,024	1,038	1,053
50-54	3,567	3,654	3,810	4,006	4,229	4,434	4,624	4,772	4,890	4,971
50	770	802	858	902	954	973	992	1,005	1,019	1,033
51	727	765	796	852	896	949	968	987	1,000	1,014
52	694	721	759	790	846	891	944	963	982	995
53	684	688	715	753	785	841	885	938	957	977
54	692	678	682	709	748	780	835	879	932	952
55-59	3,476	3,460	3,422	3,390	3,386	3,425	3,515	3,671	3,865	4,087
55	708	686	672	676	704	743	774	829	873	926
56	706	701	680	666	671	699	737	768	823	867
57	698	699	694	674	661	666	694	731	762	817
58	690	691	692	688	668	655	661	688	725	757
59	674	683	684	686	682	662	649	655	682	720
60-64	3,096	3,135	3,185	3,233	3,273	3,299	3,290	3,258	3,231	3,235
60	652	666	675	677	679	676	656	643	649	677
61	633	644	658	668	670	672	669	649	637	644
62	616	625	636	651	661	663	665	662	642	631
63	602	607	617	628	643	653	655	657	654	636
64	593	593	599	609	620	635	645	647	649	647
65-69	2,803	2,834	2,848	2,849	2,856	2,880	2,924	2,977	3,024	3,068
65	589	584	585	591	601	612	627	637	639	642
66	586	579	575	576	582	592	603	618	628	631
67	572	577	570	566	567	573	583	594	609	620
68	542	562	567	560	556	557	564	574	584	600
69	514	532	551	556	550	546	547	554	564	575
70-74	2,290	2,336	2,385	2,435	2,481	2,523	2,553	2,568	2,572	2,586
70	496	503	521	540	545	539	535	536	543	554
71	486	484	491	509	528	533	527	523	524	532
72	466	474	472	479	496	515	520	514	511	513
73	435	453	461	459	466	483	502	507	501	499
74	407	422	440	448	446	453	469	488	493	488
75-79	1,752	1,778	1,806	1,848	1,895	1,939	1,981	2,025	2,072	2,119
75	385	394	408	426	434	432	439	455	473	479
76	372	371	380	394	411	419	417	424	440	458
77	355	357	356	365	379	395	403	401	408	425
78	335	339	341	340	349	362	378	386	384	391
79	305	317	321	323	322	331	344	359	367	366
80-84	1,164	1,198	1,238	1,277	1,307	1,329	1,355	1,383	1,420	1,462
80	280	286	298	302	304	304	313	325	340	348
81	255	264	270	282	286	288	288	297	308	322
82	230	239	248	254	265	269	271	272	280	291
83	209	215	223	232	237	248	252	254	255	263
84	190	194	199	207	215	220	231	235	237	238
85 y más	955	1,005	1,051	1,097	1,145	1,196	1,248	1,307	1,360	1,409

Fuente: Ministerio de Economía, Dirección General de Estadística y Censos.

14- La Unión: Estimaciones y proyecciones de la población de ambos sexos por años calendario y edades simples. 2005-2025

Edad	2005	2006	2007	2008	2009	2010	2011	2012	2013	2014	2015
Total	259,004	257,451	255,945	254,488	253,966	254,207	255,096	256,487	258,322	260,485	262,909
0-4	31,080	30,717	30,219	29,796	29,480	29,401	28,997	28,710	28,542	28,462	28,442
0	5,854	6,158	6,022	5,900	5,811	5,753	5,727	5,712	5,715	5,717	5,722
1	6,108	5,817	6,121	5,987	5,867	5,781	5,726	5,701	5,688	5,692	5,694
2	6,271	6,089	5,799	6,103	5,971	5,853	5,769	5,715	5,691	5,678	5,684
3	6,445	6,250	6,068	5,778	6,086	5,956	5,841	5,759	5,705	5,683	5,670
4	6,402	6,403	6,209	6,028	5,745	6,058	5,934	5,823	5,743	5,692	5,672
5-9	33,482	32,697	32,049	31,396	30,753	30,051	29,810	29,441	29,143	28,925	28,925
5	6,482	6,348	6,351	6,158	5,986	5,710	6,029	5,909	5,802	5,724	5,675
6	6,618	6,422	6,289	6,294	6,110	5,947	5,677	6,002	5,886	5,781	5,707
7	6,697	6,553	6,358	6,226	6,242	6,067	5,912	5,648	5,977	5,865	5,762
8	6,812	6,628	6,486	6,293	6,172	6,197	6,030	5,881	5,622	5,954	5,846
9	6,873	6,746	6,565	6,425	6,243	6,130	6,162	6,001	5,856	5,601	5,935
10-14	33,937	33,894	33,633	33,152	32,598	31,963	31,340	30,874	30,415	29,934	29,361
10	6,921	6,808	6,683	6,503	6,375	6,201	6,095	6,132	5,975	5,835	5,582
11	6,925	6,854	6,743	6,620	6,451	6,331	6,164	6,064	6,106	5,954	5,816
12	6,854	6,849	6,780	6,670	6,559	6,400	6,289	6,128	6,034	6,081	5,933
13	6,721	6,766	6,763	6,696	6,600	6,500	6,350	6,248	6,093	6,005	6,055
14	6,516	6,617	6,664	6,663	6,613	6,531	6,442	6,302	6,207	6,059	5,975
15-19	28,543	29,082	29,641	30,174	30,721	31,175	31,457	31,541	31,406	31,140	30,736
15	6,275	6,389	6,493	6,543	6,562	6,529	6,462	6,384	6,253	6,167	6,024
16	6,001	6,122	6,240	6,347	6,423	6,463	6,447	6,393	6,327	6,205	6,125
17	5,712	5,827	5,951	6,073	6,209	6,310	6,369	6,369	6,326	6,272	6,159
18	5,432	5,519	5,639	5,768	5,921	6,084	6,206	6,282	6,296	6,265	6,219
19	5,123	5,225	5,318	5,443	5,606	5,789	5,973	6,113	6,204	6,231	6,209
20-24	21,390	21,660	22,031	22,484	23,195	24,100	25,123	26,218	27,328	28,336	29,161
20	4,806	4,910	5,017	5,115	5,275	5,468	5,674	5,876	6,032	6,134	6,170
21	4,516	4,590	4,701	4,811	4,945	5,136	5,352	5,576	5,794	5,961	6,073
22	4,267	4,299	4,379	4,494	4,640	4,805	5,019	5,253	5,493	5,721	5,899
23	4,021	4,051	4,089	4,175	4,325	4,502	4,689	4,920	5,170	5,421	5,659
24	3,780	3,810	3,845	3,889	4,010	4,189	4,389	4,593	4,839	5,099	5,360
25-29	16,449	16,216	16,115	16,150	16,430	16,957	17,691	18,588	19,621	20,794	22,059
25	3,559	3,573	3,609	3,649	3,727	3,878	4,078	4,296	4,514	4,770	5,039
26	3,399	3,361	3,380	3,421	3,494	3,600	3,773	3,989	4,221	4,449	4,713
27	3,265	3,209	3,177	3,201	3,273	3,373	3,500	3,687	3,916	4,158	4,395
28	3,162	3,083	3,034	3,007	3,061	3,156	3,276	3,418	3,618	3,856	4,106
29	3,064	2,990	2,915	2,872	2,875	2,950	3,064	3,198	3,352	3,561	3,806
30-34	14,256	13,917	13,576	13,220	13,009	12,939	13,066	13,379	13,874	14,517	15,328
30	2,998	2,903	2,834	2,764	2,748	2,773	2,864	2,992	3,137	3,299	3,514
31	2,924	2,847	2,757	2,694	2,649	2,652	2,693	2,797	2,934	3,087	3,255
32	2,859	2,784	2,712	2,627	2,587	2,559	2,579	2,632	2,744	2,887	3,046
33	2,771	2,730	2,658	2,589	2,528	2,504	2,490	2,522	2,583	2,701	2,848
34	2,704	2,653	2,615	2,546	2,497	2,451	2,440	2,436	2,476	2,543	2,665
35-39	12,534	12,421	12,260	12,061	11,898	11,778	11,682	11,624	11,590	11,636	11,775
35	2,645	2,594	2,546	2,511	2,460	2,424	2,391	2,388	2,392	2,438	2,509
36	2,593	2,543	2,495	2,450	2,430	2,393	2,367	2,343	2,347	2,357	2,407
37	2,532	2,497	2,450	2,405	2,376	2,367	2,340	2,321	2,305	2,314	2,328
38	2,430	2,443	2,410	2,366	2,335	2,317	2,316	2,298	2,284	2,273	2,286
39	2,334	2,344	2,359	2,329	2,297	2,277	2,268	2,274	2,262	2,254	2,245
40-44	10,801	10,660	10,580	10,541	10,579	10,654	10,722	10,770	10,795	10,817	10,845
40	2,251	2,250	2,263	2,280	2,263	2,242	2,230	2,229	2,240	2,232	2,228
41	2,206	2,169	2,171	2,185	2,215	2,208	2,196	2,190	2,195	2,210	2,206
42	2,170	2,124	2,089	2,094	2,121	2,161	2,161	2,155	2,155	2,163	2,182
43	2,108	2,089	2,045	2,012	2,030	2,066	2,115	2,121	2,119	2,124	2,134
44	2,066	2,028	2,012	1,970	1,950	1,977	2,020	2,075	2,086	2,088	2,095

Fuente: Ministerio de Economía, Dirección General de Estadística y Censos.

14- La Unión: Estimaciones y proyecciones de la población de ambos sexos por años calendario y edades simples. 2005-2025

Edad	2005	2006	2007	2008	2009	2010	2011	2012	2013	2014	2015
45-49	10,100	9,833	9,571	9,352	9,202	9,135	9,152	9,245	9,404	9,591	9,781
45	2,033	1,990	1,955	1,940	1,909	1,899	1,933	1,982	2,041	2,055	2,061
46	2,039	1,961	1,918	1,887	1,883	1,860	1,858	1,897	1,950	2,012	2,028
47	2,031	1,968	1,893	1,852	1,832	1,835	1,820	1,822	1,866	1,920	1,984
48	2,013	1,964	1,904	1,829	1,799	1,786	1,794	1,785	1,792	1,839	1,894
49	1,984	1,950	1,901	1,844	1,779	1,755	1,747	1,759	1,755	1,765	1,814
50-54	9,691	9,445	9,232	9,045	8,888	8,722	8,572	8,447	8,373	8,338	8,366
50	1,954	1,923	1,891	1,844	1,795	1,737	1,718	1,714	1,730	1,728	1,740
51	1,929	1,894	1,866	1,836	1,797	1,754	1,702	1,687	1,685	1,704	1,705
52	1,928	1,873	1,838	1,812	1,789	1,757	1,719	1,670	1,659	1,659	1,680
53	1,937	1,873	1,818	1,786	1,766	1,748	1,721	1,687	1,642	1,632	1,635
54	1,943	1,882	1,819	1,767	1,741	1,726	1,712	1,689	1,657	1,615	1,606
55-59	9,057	9,004	8,906	8,768	8,613	8,457	8,303	8,192	8,119	8,054	7,964
55	1,901	1,887	1,829	1,767	1,721	1,701	1,689	1,679	1,660	1,630	1,590
56	1,852	1,846	1,835	1,777	1,723	1,682	1,665	1,655	1,649	1,632	1,604
57	1,804	1,798	1,793	1,784	1,732	1,682	1,646	1,632	1,626	1,621	1,606
58	1,772	1,753	1,747	1,742	1,740	1,692	1,647	1,613	1,602	1,597	1,594
59	1,728	1,720	1,702	1,698	1,697	1,700	1,656	1,613	1,582	1,574	1,570
60-64	7,902	7,876	7,879	7,864	7,872	7,881	7,897	7,879	7,832	7,752	7,658
60	1,678	1,678	1,670	1,654	1,655	1,657	1,662	1,623	1,582	1,554	1,546
61	1,618	1,628	1,629	1,623	1,610	1,616	1,621	1,628	1,591	1,553	1,526
62	1,577	1,568	1,581	1,582	1,580	1,570	1,579	1,587	1,595	1,560	1,524
63	1,524	1,528	1,519	1,533	1,538	1,541	1,533	1,544	1,554	1,564	1,530
64	1,505	1,474	1,480	1,472	1,489	1,497	1,502	1,497	1,510	1,521	1,532
65-69	6,965	6,966	6,912	6,831	6,753	6,743	6,774	6,836	6,887	6,949	7,003
65	1,488	1,454	1,426	1,432	1,429	1,448	1,459	1,466	1,464	1,477	1,490
66	1,479	1,437	1,405	1,378	1,388	1,388	1,410	1,422	1,431	1,429	1,444
67	1,420	1,427	1,387	1,357	1,334	1,346	1,348	1,371	1,386	1,396	1,395
68	1,330	1,368	1,376	1,337	1,311	1,292	1,306	1,310	1,333	1,350	1,360
69	1,248	1,280	1,318	1,327	1,291	1,269	1,251	1,267	1,273	1,297	1,314
70-74	5,299	5,394	5,497	5,605	5,703	5,764	5,797	5,785	5,762	5,733	5,760
70	1,190	1,199	1,232	1,270	1,281	1,247	1,227	1,211	1,229	1,235	1,260
71	1,138	1,142	1,151	1,185	1,222	1,235	1,203	1,186	1,172	1,191	1,197
72	1,067	1,090	1,094	1,103	1,139	1,175	1,190	1,160	1,145	1,132	1,151
73	987	1,021	1,044	1,048	1,058	1,093	1,129	1,145	1,116	1,102	1,091
74	917	942	976	999	1,003	1,014	1,048	1,083	1,100	1,073	1,061
75-79	3,647	3,745	3,847	3,956	4,064	4,160	4,252	4,356	4,464	4,565	4,634
75	859	874	898	931	955	959	970	1,004	1,039	1,056	1,030
76	800	816	831	854	886	911	915	927	960	994	1,011
77	731	757	773	787	810	841	866	870	882	914	947
78	663	686	710	726	740	762	792	816	821	834	866
79	594	612	635	658	673	687	709	739	762	767	780
80-84	1,997	2,063	2,163	2,270	2,382	2,471	2,553	2,636	2,729	2,821	2,906
80	509	539	557	578	600	614	630	651	680	702	708
81	435	470	499	515	536	556	570	584	605	632	654
82	382	398	430	457	473	492	512	524	538	558	583
83	341	347	362	392	417	431	449	468	479	493	511
84	330	309	315	328	356	378	392	409	427	436	450
85 y más	1,874	1,861	1,834	1,823	1,826	1,856	1,908	1,966	2,038	2,121	2,205

Fuente: Ministerio de Economía, Dirección General de Estadística y Censos.

14- La Unión: Estimaciones y proyecciones de la población de ambos sexos por años calendario y edades simples. 2005-2025

Edad	2016	2017	2018	2019	2020	2021	2022	2023	2024	2025
Total	265,567	268,430	271,436	274,548	277,731	280,958	284,229	287,522	290,880	294,358
0-4	28,453	28,483	28,510	28,534	28,548	28,539	28,511	28,465	28,468	28,520
0	5,728	5,735	5,738	5,736	5,727	5,712	5,699	5,688	5,737	5,775
1	5,700	5,706	5,715	5,720	5,718	5,709	5,695	5,683	5,672	5,721
2	5,686	5,692	5,698	5,707	5,715	5,713	5,704	5,690	5,678	5,667
3	5,678	5,680	5,686	5,692	5,701	5,709	5,709	5,700	5,686	5,674
4	5,661	5,670	5,673	5,679	5,687	5,696	5,704	5,704	5,695	5,683
5-9	28,582	28,356	28,242	28,204	28,212	28,245	28,294	28,337	28,373	28,392
5	5,657	5,650	5,661	5,664	5,670	5,680	5,689	5,697	5,697	5,689
6	5,660	5,646	5,639	5,652	5,656	5,664	5,674	5,683	5,691	5,691
7	5,690	5,648	5,636	5,631	5,644	5,649	5,658	5,668	5,677	5,685
8	5,746	5,678	5,638	5,627	5,623	5,636	5,643	5,652	5,662	5,671
9	5,829	5,734	5,668	5,630	5,619	5,616	5,630	5,637	5,646	5,656
10-14	29,223	28,937	28,710	28,553	28,604	28,307	28,115	28,024	28,003	28,031
10	5,920	5,815	5,722	5,658	5,620	5,612	5,609	5,623	5,630	5,640
11	5,565	5,906	5,803	5,712	5,648	5,610	5,604	5,601	5,615	5,623
12	5,798	5,549	5,892	5,789	5,700	5,637	5,601	5,595	5,592	5,607
13	5,911	5,779	5,533	5,877	5,775	5,688	5,626	5,591	5,585	5,584
14	6,029	5,888	5,760	5,517	5,861	5,760	5,675	5,614	5,581	5,577
15-19	30,304	29,991	29,654	29,271	28,782	28,709	28,475	28,292	28,168	28,259
15	5,945	6,003	5,865	5,740	5,499	5,844	5,745	5,661	5,601	5,570
16	5,990	5,914	5,976	5,841	5,719	5,480	5,827	5,728	5,646	5,589
17	6,085	5,955	5,883	5,949	5,817	5,697	5,460	5,809	5,711	5,632
18	6,115	6,046	5,921	5,853	5,922	5,793	5,675	5,440	5,790	5,696
19	6,169	6,073	6,009	5,888	5,825	5,895	5,768	5,654	5,420	5,772
20-24	29,746	30,080	30,153	30,050	29,780	29,458	29,238	28,976	28,656	28,218
20	6,159	6,126	6,035	5,975	5,857	5,797	5,870	5,746	5,633	5,401
21	6,118	6,114	6,087	6,000	5,943	5,829	5,772	5,847	5,724	5,613
22	6,019	6,071	6,073	6,049	5,966	5,914	5,802	5,747	5,824	5,702
23	5,845	5,971	6,029	6,034	6,014	5,936	5,886	5,776	5,723	5,801
24	5,605	5,798	5,929	5,992	6,000	5,982	5,908	5,860	5,752	5,701
25-29	23,371	24,697	25,987	27,148	28,098	28,786	29,197	29,344	29,304	29,095
25	5,307	5,559	5,756	5,891	5,958	5,967	5,952	5,880	5,835	5,729
26	4,989	5,262	5,518	5,718	5,857	5,925	5,937	5,925	5,853	5,812
27	4,665	4,945	5,222	5,482	5,683	5,826	5,895	5,909	5,897	5,829
28	4,349	4,623	4,906	5,186	5,448	5,651	5,794	5,866	5,881	5,871
29	4,061	4,308	4,585	4,871	5,152	5,417	5,619	5,764	5,838	5,854
30-34	16,286	17,366	18,536	19,811	21,157	22,526	23,899	25,217	26,404	27,382
30	3,765	4,024	4,273	4,552	4,840	5,122	5,388	5,589	5,735	5,812
31	3,475	3,730	3,991	4,241	4,522	4,811	5,094	5,360	5,561	5,710
32	3,219	3,441	3,700	3,962	4,214	4,495	4,784	5,067	5,333	5,536
33	3,012	3,188	3,411	3,671	3,935	4,188	4,469	4,757	5,042	5,307
34	2,815	2,983	3,161	3,385	3,646	3,910	4,164	4,444	4,733	5,017
35-39	12,062	12,493	13,082	13,799	14,664	15,662	16,765	17,953	19,232	20,578
35	2,634	2,787	2,956	3,136	3,361	3,623	3,887	4,141	4,420	4,709
36	2,481	2,608	2,764	2,935	3,114	3,340	3,601	3,866	4,118	4,398
37	2,381	2,457	2,586	2,743	2,915	3,095	3,320	3,582	3,846	4,097
38	2,304	2,359	2,437	2,567	2,724	2,897	3,077	3,303	3,563	3,828
39	2,262	2,282	2,339	2,418	2,550	2,707	2,880	3,061	3,285	3,546
40-44	10,872	10,918	10,971	11,081	11,272	11,594	12,054	12,660	13,384	14,249
40	2,221	2,241	2,264	2,322	2,402	2,534	2,692	2,865	3,045	3,269
41	2,204	2,200	2,222	2,246	2,306	2,386	2,519	2,676	2,849	3,029
42	2,182	2,183	2,181	2,205	2,230	2,289	2,371	2,504	2,660	2,834
43	2,156	2,160	2,164	2,163	2,188	2,213	2,274	2,356	2,489	2,644
44	2,109	2,134	2,140	2,145	2,146	2,172	2,198	2,259	2,341	2,473

Fuente: Ministerio de Economía, Dirección General de Estadística y Censos.

14- La Unión: Estimaciones y proyecciones de la población de ambos sexos por años calendario y edades simples. 2005-2025

Edad	2016	2017	2018	2019	2020	2021	2022	2023	2024	2025
45-49	9,941	10,070	10,163	10,249	10,330	10,400	10,476	10,548	10,674	10,879
45	2,070	2,088	2,114	2,121	2,127	2,129	2,157	2,183	2,244	2,325
46	2,037	2,049	2,068	2,096	2,103	2,110	2,113	2,141	2,168	2,228
47	2,003	2,014	2,028	2,049	2,078	2,086	2,093	2,096	2,124	2,153
48	1,960	1,981	1,993	2,009	2,031	2,061	2,069	2,076	2,079	2,109
49	1,871	1,938	1,960	1,974	1,991	2,014	2,044	2,052	2,059	2,064
50-54	8,462	8,617	8,820	9,041	9,265	9,451	9,598	9,710	9,809	9,910
50	1,791	1,851	1,918	1,941	1,955	1,974	1,997	2,027	2,036	2,044
51	1,718	1,770	1,831	1,899	1,923	1,937	1,956	1,979	2,010	2,022
52	1,683	1,697	1,750	1,812	1,881	1,905	1,919	1,938	1,962	1,995
53	1,658	1,663	1,678	1,731	1,794	1,861	1,885	1,900	1,920	1,946
54	1,612	1,636	1,643	1,658	1,712	1,774	1,841	1,866	1,881	1,903
55-59	7,875	7,808	7,779	7,787	7,846	7,960	8,128	8,338	8,564	8,792
55	1,582	1,590	1,615	1,624	1,639	1,692	1,754	1,822	1,848	1,864
56	1,566	1,561	1,569	1,595	1,605	1,620	1,672	1,734	1,803	1,830
57	1,579	1,544	1,539	1,549	1,575	1,585	1,601	1,653	1,716	1,784
58	1,580	1,556	1,522	1,519	1,529	1,555	1,566	1,582	1,634	1,698
59	1,568	1,557	1,534	1,500	1,498	1,508	1,535	1,547	1,563	1,616
60-64	7,560	7,499	7,466	7,434	7,372	7,315	7,270	7,261	7,286	7,360
60	1,544	1,543	1,535	1,512	1,478	1,478	1,488	1,516	1,528	1,545
61	1,520	1,519	1,519	1,512	1,490	1,457	1,458	1,469	1,497	1,510
62	1,499	1,495	1,495	1,495	1,488	1,468	1,436	1,438	1,450	1,478
63	1,496	1,473	1,470	1,471	1,471	1,465	1,445	1,415	1,417	1,430
64	1,501	1,469	1,447	1,444	1,445	1,447	1,443	1,423	1,394	1,397
65-69	7,055	7,072	7,057	7,012	6,952	6,882	6,846	6,830	6,813	6,776
65	1,501	1,472	1,441	1,421	1,419	1,420	1,423	1,419	1,400	1,372
66	1,458	1,471	1,442	1,413	1,394	1,392	1,395	1,398	1,394	1,377
67	1,410	1,426	1,439	1,411	1,385	1,366	1,365	1,368	1,372	1,369
68	1,361	1,377	1,393	1,407	1,380	1,356	1,338	1,337	1,340	1,345
69	1,325	1,326	1,342	1,360	1,374	1,348	1,325	1,308	1,307	1,313
70-74	5,817	5,897	5,962	6,035	6,103	6,167	6,196	6,197	6,171	6,136
70	1,278	1,288	1,291	1,306	1,325	1,339	1,315	1,292	1,276	1,277
71	1,221	1,240	1,250	1,255	1,269	1,289	1,303	1,279	1,258	1,244
72	1,158	1,181	1,201	1,212	1,217	1,231	1,251	1,265	1,242	1,224
73	1,110	1,119	1,141	1,161	1,172	1,177	1,191	1,211	1,225	1,205
74	1,050	1,069	1,079	1,101	1,120	1,131	1,136	1,150	1,170	1,186
75-79	4,677	4,684	4,682	4,679	4,716	4,777	4,858	4,925	4,992	5,063
75	1,020	1,009	1,028	1,039	1,060	1,079	1,090	1,095	1,109	1,130
76	986	978	968	987	998	1,019	1,038	1,049	1,053	1,068
77	964	942	935	926	944	955	976	995	1,006	1,010
78	897	913	893	887	879	897	908	929	947	959
79	810	842	858	840	835	827	846	857	877	896
80-84	2,987	3,077	3,170	3,260	3,324	3,374	3,391	3,407	3,419	3,460
80	722	750	781	798	783	778	771	791	801	822
81	659	673	699	729	746	733	728	722	741	751
82	604	609	622	647	675	692	681	677	672	689
83	535	555	560	572	596	623	639	629	626	622
84	467	490	508	514	524	548	572	588	579	576
85 y más	2,294	2,385	2,492	2,600	2,706	2,806	2,918	3,038	3,160	3,258

Fuente: Ministerio de Economía, Dirección General de Estadística y Censos.

14- La Unión: Estimaciones y proyecciones de la población masculina por años calendario y edades simples. 2005-2025

Edad	2005	2006	2007	2008	2009	2010	2011	2012	2013	2014	2015
Total	122,835	121,708	120,630	119,605	119,075	119,029	119,350	119,957	120,821	121,869	123,064
0-4	16,005	15,807	15,538	15,309	15,130	15,059	14,853	14,705	14,619	14,577	14,566
0	3,031	3,156	3,087	3,025	2,978	2,948	2,935	2,927	2,929	2,929	2,932
1	3,144	3,009	3,134	3,067	3,005	2,960	2,932	2,919	2,913	2,915	2,915
2	3,226	3,134	3,000	3,125	3,059	2,998	2,954	2,927	2,914	2,908	2,911
3	3,314	3,215	3,123	2,989	3,116	3,051	2,992	2,949	2,922	2,910	2,904
4	3,290	3,293	3,194	3,103	2,972	3,102	3,040	2,983	2,941	2,915	2,904
5-9	17,190	16,794	16,467	16,138	15,813	15,475	15,338	15,136	14,970	14,842	14,811
5	3,329	3,263	3,266	3,168	3,081	2,954	3,087	3,027	2,972	2,931	2,906
6	3,398	3,298	3,233	3,237	3,143	3,061	2,937	3,073	3,015	2,961	2,922
7	3,439	3,365	3,265	3,201	3,210	3,121	3,043	2,922	3,060	3,004	2,951
8	3,497	3,404	3,331	3,232	3,173	3,187	3,102	3,027	2,909	3,048	2,994
9	3,527	3,464	3,372	3,300	3,206	3,152	3,169	3,087	3,014	2,898	3,038
10-14	17,285	17,312	17,214	16,992	16,720	16,405	16,095	15,862	15,632	15,393	15,119
10	3,548	3,495	3,433	3,341	3,274	3,185	3,134	3,154	3,074	3,003	2,888
11	3,544	3,514	3,462	3,401	3,314	3,252	3,167	3,118	3,141	3,063	2,993
12	3,497	3,503	3,474	3,423	3,368	3,287	3,230	3,149	3,102	3,128	3,052
13	3,412	3,448	3,456	3,428	3,384	3,336	3,260	3,208	3,130	3,087	3,115
14	3,284	3,352	3,389	3,399	3,380	3,345	3,304	3,233	3,185	3,112	3,071
15-19	13,894	14,226	14,587	14,943	15,315	15,645	15,876	15,992	15,979	15,887	15,715
15	3,132	3,208	3,278	3,317	3,339	3,331	3,305	3,270	3,205	3,163	3,093
16	2,960	3,038	3,117	3,189	3,243	3,280	3,282	3,264	3,237	3,178	3,140
17	2,779	2,851	2,931	3,013	3,103	3,174	3,223	3,235	3,224	3,206	3,152
18	2,604	2,657	2,732	2,816	2,917	3,025	3,110	3,170	3,191	3,188	3,175
19	2,419	2,472	2,529	2,608	2,713	2,835	2,956	3,053	3,122	3,152	3,155
20-24	9,713	9,775	9,920	10,142	10,545	11,100	11,754	12,468	13,198	13,872	14,439
20	2,236	2,283	2,340	2,401	2,502	2,628	2,765	2,898	3,005	3,081	3,117
21	2,072	2,098	2,150	2,210	2,294	2,416	2,557	2,706	2,849	2,963	3,046
22	1,932	1,934	1,964	2,020	2,103	2,208	2,345	2,498	2,657	2,806	2,927
23	1,799	1,795	1,801	1,836	1,914	2,018	2,138	2,286	2,449	2,615	2,770
24	1,674	1,665	1,665	1,675	1,732	1,830	1,949	2,080	2,238	2,407	2,579
25-29	7,129	6,904	6,745	6,661	6,725	6,950	7,315	7,801	8,398	9,102	9,885
25	1,561	1,544	1,539	1,543	1,574	1,651	1,763	1,893	2,033	2,197	2,372
26	1,480	1,438	1,424	1,423	1,447	1,497	1,588	1,710	1,849	1,995	2,164
27	1,413	1,362	1,325	1,314	1,332	1,374	1,437	1,537	1,668	1,812	1,964
28	1,361	1,302	1,255	1,222	1,229	1,263	1,317	1,389	1,497	1,633	1,781
29	1,314	1,258	1,202	1,159	1,143	1,165	1,210	1,272	1,351	1,465	1,604
30-34	6,070	5,844	5,610	5,361	5,176	5,068	5,058	5,148	5,342	5,629	6,023
30	1,282	1,219	1,167	1,114	1,086	1,084	1,116	1,169	1,238	1,321	1,438
31	1,247	1,195	1,136	1,087	1,048	1,032	1,039	1,078	1,137	1,211	1,297
32	1,217	1,169	1,120	1,064	1,027	999	992	1,006	1,049	1,112	1,189
33	1,177	1,147	1,101	1,054	1,010	983	962	962	980	1,026	1,092
34	1,147	1,114	1,086	1,042	1,005	970	949	933	938	959	1,007
35-39	5,296	5,211	5,105	4,980	4,863	4,762	4,664	4,579	4,500	4,454	4,454
35	1,120	1,090	1,059	1,033	997	968	939	922	911	919	942
36	1,096	1,068	1,040	1,010	991	963	939	914	901	893	903
37	1,069	1,047	1,021	995	972	959	936	916	894	884	878
38	1,025	1,024	1,003	979	959	942	933	915	897	877	869
39	986	982	982	963	944	930	917	912	897	881	862
40-44	4,604	4,495	4,418	4,362	4,344	4,350	4,353	4,347	4,329	4,306	4,277
40	952	944	942	943	929	916	906	897	894	881	867
41	936	911	905	903	910	901	892	885	879	878	867
42	925	895	871	867	871	883	877	871	867	862	863
43	902	884	855	832	834	843	859	856	852	850	846
44	889	861	845	817	800	807	819	838	837	835	834

Fuente: Ministerio de Economía, Dirección General de Estadística y Censos.

14- La Unión: Estimaciones y proyecciones de la población masculina por años calendario y edades simples. 2005-2025

Edad	2005	2006	2007	2008	2009	2010	2011	2012	2013	2014	2015
45-49	4,403	4,244	4,085	3,944	3,832	3,760	3,729	3,735	3,775	3,829	3,888
45	879	850	824	808	785	774	784	799	820	820	820
46	886	843	814	790	779	760	753	765	782	804	805
47	886	850	809	781	762	755	739	734	749	766	789
48	881	852	818	777	754	739	734	721	718	735	752
49	871	849	820	788	752	732	719	716	706	704	722
50-54	4,279	4,145	4,024	3,913	3,813	3,707	3,605	3,513	3,442	3,386	3,358
50	860	841	819	792	763	731	713	702	701	692	691
51	850	830	813	791	768	742	713	697	687	687	680
52	851	822	802	786	767	747	724	696	682	673	674
53	857	823	794	776	762	746	728	707	681	667	660
54	861	829	796	768	753	741	727	711	691	667	653
55-59	4,043	3,994	3,925	3,841	3,746	3,656	3,565	3,490	3,433	3,376	3,306
55	843	833	802	770	744	733	722	709	695	676	654
56	824	815	807	776	747	724	714	704	693	680	662
57	805	797	789	782	753	726	706	697	689	678	666
58	794	780	772	764	760	733	708	689	682	674	664
59	777	769	755	749	742	740	715	691	674	668	660
60-64	3,606	3,567	3,543	3,510	3,486	3,464	3,446	3,414	3,369	3,310	3,249
60	758	753	745	732	728	722	721	698	675	660	654
61	735	733	729	722	710	709	704	704	682	660	646
62	720	711	710	706	700	690	690	687	687	666	645
63	699	696	687	686	684	680	671	672	670	671	650
64	694	674	672	664	664	663	660	653	655	653	654
65-69	3,253	3,231	3,183	3,120	3,060	3,027	3,015	3,016	3,013	3,016	3,016
65	689	668	650	648	642	643	643	641	636	638	637
66	688	664	643	626	626	621	624	624	623	618	621
67	664	662	640	619	604	605	601	604	606	605	601
68	624	638	637	615	596	583	585	582	585	588	587
69	588	599	613	612	592	575	562	565	563	567	570
70-74	2,510	2,545	2,582	2,618	2,645	2,655	2,648	2,620	2,587	2,551	2,536
70	562	564	575	589	589	570	554	542	546	544	548
71	539	538	540	552	565	566	548	534	523	527	525
72	506	515	514	516	529	542	544	527	514	503	507
73	468	483	492	491	493	506	519	521	505	493	483
74	435	445	461	470	469	471	483	496	499	484	473
75-79	1,731	1,774	1,817	1,866	1,910	1,949	1,982	2,020	2,056	2,086	2,102
75	407	414	423	439	448	447	449	462	474	477	463
76	380	386	393	402	417	427	426	428	441	453	456
77	347	359	365	372	380	395	405	404	406	419	430
78	315	325	336	342	349	357	371	381	380	383	396
79	282	290	300	311	316	323	331	345	355	354	357
80-84	949	975	1,018	1,064	1,114	1,152	1,188	1,222	1,262	1,301	1,335
80	242	255	263	272	283	287	295	303	316	326	325
81	207	222	235	242	251	261	265	272	280	292	302
82	182	188	202	214	221	229	239	242	249	257	268
83	162	164	170	183	194	200	208	217	220	227	234
84	156	146	148	153	165	175	181	188	197	199	206
85 y más	875	865	849	841	838	845	866	889	917	952	985

Fuente: Ministerio de Economía, Dirección General de Estadística y Censos.

14- La Unión: Estimaciones y proyecciones de la población masculina por años calendario y edades simples. 2005-2025

Edad	2016	2017	2018	2019	2020	2021	2022	2023	2024	2025
Total	124,382	125,805	127,306	128,866	130,459	132,076	133,713	135,351	137,042	138,811
0-4	14,571	14,586	14,599	14,611	14,616	14,611	14,596	14,571	14,572	14,599
0	2,934	2,938	2,940	2,938	2,933	2,926	2,919	2,913	2,938	2,958
1	2,919	2,921	2,926	2,929	2,927	2,922	2,916	2,909	2,903	2,928
2	2,911	2,915	2,917	2,922	2,926	2,924	2,919	2,913	2,906	2,900
3	2,908	2,908	2,912	2,914	2,919	2,923	2,922	2,917	2,911	2,904
4	2,899	2,904	2,904	2,908	2,911	2,916	2,920	2,919	2,914	2,909
5-9	14,635	14,519	14,460	14,440	14,444	14,461	14,485	14,506	14,523	14,531
5	2,896	2,893	2,899	2,899	2,903	2,907	2,912	2,916	2,915	2,911
6	2,898	2,890	2,887	2,894	2,895	2,900	2,904	2,909	2,913	2,912
7	2,913	2,892	2,885	2,883	2,890	2,892	2,897	2,901	2,906	2,910
8	2,943	2,907	2,887	2,881	2,879	2,886	2,889	2,894	2,898	2,903
9	2,985	2,937	2,902	2,883	2,877	2,876	2,883	2,886	2,891	2,895
10-14	15,035	14,876	14,747	14,652	14,649	14,497	14,399	14,351	14,341	14,355
10	3,030	2,978	2,931	2,897	2,878	2,874	2,873	2,880	2,883	2,888
11	2,879	3,023	2,972	2,926	2,892	2,873	2,870	2,869	2,876	2,879
12	2,984	2,871	3,016	2,965	2,920	2,886	2,868	2,865	2,864	2,872
13	3,041	2,975	2,863	3,009	2,958	2,914	2,880	2,863	2,860	2,860
14	3,101	3,029	2,965	2,855	3,001	2,950	2,908	2,874	2,858	2,856
15-19	15,519	15,378	15,221	15,039	14,812	14,766	14,635	14,531	14,453	14,472
15	3,055	3,087	3,017	2,955	2,846	2,993	2,942	2,901	2,867	2,853
16	3,074	3,038	3,073	3,004	2,944	2,836	2,984	2,933	2,894	2,861
17	3,117	3,055	3,021	3,058	2,991	2,932	2,826	2,974	2,924	2,887
18	3,127	3,095	3,036	3,004	3,043	2,977	2,920	2,815	2,964	2,916
19	3,146	3,103	3,074	3,018	2,988	3,028	2,963	2,908	2,804	2,955
20-24	14,862	15,141	15,261	15,268	15,178	15,048	14,958	14,842	14,697	14,500
20	3,126	3,122	3,082	3,055	3,001	2,973	3,014	2,951	2,897	2,794
21	3,087	3,101	3,100	3,062	3,037	2,986	2,959	3,001	2,939	2,886
22	3,015	3,061	3,078	3,079	3,043	3,021	2,971	2,945	2,988	2,927
23	2,896	2,988	3,037	3,056	3,060	3,026	3,005	2,956	2,931	2,975
24	2,738	2,869	2,964	3,016	3,037	3,042	3,009	2,989	2,942	2,918
25-29	10,719	11,574	12,411	13,175	13,813	14,298	14,619	14,777	14,819	14,762
25	2,548	2,712	2,845	2,942	2,996	3,018	3,024	2,992	2,974	2,928
26	2,343	2,521	2,688	2,822	2,921	2,976	3,000	3,007	2,975	2,960
27	2,136	2,317	2,497	2,666	2,800	2,901	2,957	2,982	2,989	2,959
28	1,937	2,111	2,293	2,474	2,644	2,779	2,880	2,937	2,963	2,971
29	1,755	1,913	2,088	2,271	2,452	2,624	2,758	2,859	2,918	2,944
30-34	6,519	7,105	7,774	8,529	9,347	10,200	11,070	11,911	12,680	13,329
30	1,580	1,733	1,892	2,068	2,251	2,432	2,604	2,737	2,839	2,899
31	1,416	1,560	1,714	1,873	2,049	2,232	2,413	2,585	2,718	2,821
32	1,277	1,397	1,543	1,697	1,856	2,032	2,214	2,395	2,566	2,700
33	1,171	1,260	1,380	1,526	1,680	1,840	2,015	2,196	2,378	2,548
34	1,075	1,155	1,245	1,365	1,511	1,664	1,824	1,998	2,179	2,361
35-39	4,529	4,682	4,922	5,241	5,654	6,161	6,748	7,413	8,159	8,967
35	991	1,060	1,140	1,231	1,351	1,497	1,649	1,809	1,982	2,163
36	928	977	1,047	1,128	1,218	1,338	1,483	1,635	1,794	1,967
37	889	915	965	1,035	1,117	1,206	1,325	1,470	1,622	1,780
38	865	877	904	954	1,024	1,106	1,195	1,314	1,458	1,610
39	856	853	866	893	944	1,014	1,096	1,185	1,303	1,447
40-44	4,237	4,199	4,162	4,147	4,170	4,259	4,424	4,670	4,989	5,397
40	849	844	843	856	883	934	1,005	1,086	1,175	1,293
41	854	837	833	832	846	873	925	995	1,076	1,165
42	854	842	826	823	822	836	864	916	985	1,067
43	848	841	831	816	813	812	827	855	907	975
44	832	835	829	820	806	804	803	818	846	897

Fuente: Ministerio de Economía, Dirección General de Estadística y Censos.

14- La Unión: Estimaciones y proyecciones de la población masculina por años calendario y edades simples. 2005-2025

Edad	2016	2017	2018	2019	2020	2021	2022	2023	2024	2025
45-49	3,934	3,963	3,975	3,983	3,980	3,961	3,939	3,911	3,904	3,938
45	820	820	823	818	809	796	795	794	809	836
46	807	808	808	812	807	799	786	785	785	800
47	791	794	796	797	802	797	789	776	775	777
48	776	778	782	785	787	792	787	779	766	767
49	740	763	766	771	775	777	782	777	769	758
50-54	3,366	3,399	3,455	3,521	3,592	3,647	3,685	3,708	3,725	3,734
50	710	729	751	755	760	765	767	772	768	761
51	679	698	717	740	744	749	754	756	762	760
52	668	667	686	706	729	733	738	743	746	753
53	662	656	656	675	695	717	721	727	733	737
54	647	649	645	645	664	683	705	710	716	723
55-59	3,232	3,168	3,117	3,080	3,065	3,079	3,120	3,180	3,246	3,321
55	640	634	637	634	634	652	671	694	699	706
56	641	628	622	625	623	623	641	660	683	689
57	649	629	616	611	614	612	613	631	650	673
58	652	637	617	605	600	603	602	603	621	641
59	650	640	625	605	594	589	593	592	593	612
60-64	3,186	3,133	3,091	3,048	2,989	2,933	2,881	2,841	2,815	2,812
60	647	637	628	613	593	584	579	583	582	584
61	641	634	624	616	601	582	574	569	573	573
62	632	628	621	611	603	590	571	563	559	564
63	631	618	614	608	598	591	578	560	552	549
64	635	616	604	600	594	586	579	566	549	542
65-69	3,016	2,998	2,965	2,923	2,880	2,829	2,790	2,758	2,724	2,683
65	638	619	601	590	587	581	573	566	554	538
66	621	622	603	586	576	573	568	560	553	543
67	604	604	605	587	572	562	559	554	547	541
68	584	587	587	589	572	557	548	545	540	534
69	569	566	569	571	573	556	542	533	530	527
70-74	2,537	2,549	2,556	2,567	2,575	2,581	2,571	2,548	2,517	2,486
70	552	551	549	552	554	556	540	526	518	516
71	529	534	533	532	534	537	539	523	510	503
72	506	510	515	515	514	516	519	521	506	494
73	487	487	491	496	496	495	497	500	502	489
74	463	467	468	472	477	477	476	478	481	484
75-79	2,103	2,085	2,065	2,045	2,040	2,046	2,061	2,071	2,081	2,095
75	453	443	447	449	453	458	458	457	459	463
76	442	433	424	428	430	434	439	439	438	441
77	433	421	413	404	408	410	414	419	419	419
78	406	409	398	391	382	386	388	392	397	398
79	369	379	383	373	367	358	362	364	368	374
80-84	1,363	1,396	1,427	1,455	1,472	1,481	1,473	1,463	1,454	1,455
80	329	340	350	354	346	340	332	336	338	343
81	301	305	315	325	329	322	316	309	313	315
82	277	276	280	290	299	303	297	292	286	289
83	244	253	252	256	265	274	278	272	268	263
84	212	222	230	230	233	242	250	254	249	245
85 y más	1,019	1,054	1,098	1,142	1,183	1,218	1,259	1,299	1,343	1,375

Fuente: Ministerio de Economía, Dirección General de Estadística y Censos.

14- La Unión: Estimaciones y proyecciones de la población femenina por años calendario y edades simples. 2005-2025

Edad	2005	2006	2007	2008	2009	2010	2011	2012	2013	2014	2015
Total	136,169	135,743	135,315	134,883	134,891	135,178	135,746	136,530	137,501	138,616	139,845
0-4	15,075	14,910	14,681	14,487	14,350	14,342	14,144	14,005	13,923	13,885	13,876
0	2,823	3,002	2,935	2,875	2,833	2,805	2,792	2,785	2,786	2,788	2,790
1	2,964	2,808	2,987	2,920	2,862	2,821	2,794	2,782	2,775	2,777	2,779
2	3,045	2,955	2,799	2,978	2,912	2,855	2,815	2,788	2,777	2,770	2,773
3	3,131	3,035	2,945	2,789	2,970	2,905	2,849	2,810	2,783	2,773	2,766
4	3,112	3,110	3,015	2,925	2,773	2,956	2,894	2,840	2,802	2,777	2,768
5-9	16,292	15,903	15,582	15,258	14,940	14,576	14,472	14,305	14,173	14,083	14,114
5	3,153	3,085	3,085	2,990	2,905	2,756	2,942	2,882	2,830	2,793	2,769
6	3,220	3,124	3,056	3,057	2,967	2,886	2,740	2,929	2,871	2,820	2,785
7	3,258	3,188	3,093	3,025	3,032	2,946	2,869	2,726	2,917	2,861	2,811
8	3,315	3,224	3,155	3,061	2,999	3,010	2,928	2,854	2,713	2,906	2,852
9	3,346	3,282	3,193	3,125	3,037	2,978	2,993	2,914	2,842	2,703	2,897
10-14	16,652	16,582	16,419	16,160	15,878	15,558	15,245	15,012	14,783	14,541	14,242
10	3,373	3,313	3,250	3,162	3,101	3,016	2,961	2,978	2,901	2,832	2,694
11	3,381	3,340	3,281	3,219	3,137	3,079	2,997	2,946	2,965	2,891	2,823
12	3,357	3,346	3,306	3,247	3,191	3,113	3,059	2,979	2,932	2,953	2,881
13	3,309	3,318	3,307	3,268	3,216	3,164	3,090	3,040	2,963	2,918	2,940
14	3,232	3,265	3,275	3,264	3,233	3,186	3,138	3,069	3,022	2,947	2,904
15-19	14,649	14,856	15,054	15,231	15,406	15,530	15,581	15,549	15,427	15,253	15,021
15	3,143	3,181	3,215	3,226	3,223	3,198	3,157	3,114	3,048	3,004	2,931
16	3,041	3,084	3,123	3,158	3,180	3,183	3,165	3,129	3,090	3,027	2,985
17	2,933	2,976	3,020	3,060	3,106	3,136	3,146	3,134	3,102	3,066	3,007
18	2,828	2,862	2,907	2,952	3,004	3,059	3,096	3,112	3,105	3,077	3,044
19	2,704	2,753	2,789	2,835	2,893	2,954	3,017	3,060	3,082	3,079	3,054
20-24	11,677	11,885	12,111	12,342	12,650	13,000	13,369	13,750	14,130	14,464	14,722
20	2,570	2,627	2,677	2,714	2,773	2,840	2,909	2,978	3,027	3,053	3,053
21	2,444	2,492	2,551	2,601	2,651	2,720	2,795	2,870	2,945	2,998	3,027
22	2,335	2,365	2,415	2,474	2,537	2,597	2,674	2,755	2,836	2,915	2,972
23	2,222	2,256	2,288	2,339	2,411	2,484	2,551	2,634	2,721	2,806	2,889
24	2,106	2,145	2,180	2,214	2,278	2,359	2,440	2,513	2,601	2,692	2,781
25-29	9,320	9,312	9,370	9,489	9,705	10,007	10,376	10,787	11,223	11,692	12,174
25	1,998	2,029	2,070	2,106	2,153	2,227	2,315	2,403	2,481	2,573	2,667
26	1,919	1,923	1,956	1,998	2,047	2,103	2,185	2,279	2,372	2,454	2,549
27	1,852	1,847	1,852	1,887	1,941	1,999	2,063	2,150	2,248	2,346	2,431
28	1,801	1,781	1,779	1,785	1,832	1,893	1,959	2,029	2,121	2,223	2,325
29	1,750	1,732	1,713	1,713	1,732	1,785	1,854	1,926	2,001	2,096	2,202
30-34	8,186	8,073	7,966	7,859	7,833	7,871	8,008	8,231	8,532	8,888	9,305
30	1,716	1,684	1,667	1,650	1,662	1,689	1,748	1,823	1,899	1,978	2,076
31	1,677	1,652	1,621	1,607	1,601	1,620	1,654	1,719	1,797	1,876	1,958
32	1,642	1,615	1,592	1,563	1,560	1,560	1,587	1,626	1,695	1,775	1,857
33	1,594	1,583	1,557	1,535	1,518	1,521	1,528	1,560	1,603	1,675	1,756
34	1,557	1,539	1,529	1,504	1,492	1,481	1,491	1,503	1,538	1,584	1,658
35-39	7,238	7,210	7,155	7,081	7,035	7,016	7,018	7,045	7,090	7,182	7,321
35	1,525	1,504	1,487	1,478	1,463	1,456	1,452	1,466	1,481	1,519	1,567
36	1,497	1,475	1,455	1,440	1,439	1,430	1,428	1,429	1,446	1,464	1,504
37	1,463	1,450	1,429	1,410	1,404	1,408	1,404	1,405	1,411	1,430	1,450
38	1,405	1,419	1,407	1,387	1,376	1,375	1,383	1,383	1,387	1,396	1,417
39	1,348	1,362	1,377	1,366	1,353	1,347	1,351	1,362	1,365	1,373	1,383
40-44	6,197	6,165	6,162	6,179	6,235	6,304	6,369	6,423	6,466	6,511	6,568
40	1,299	1,306	1,321	1,337	1,334	1,326	1,324	1,332	1,346	1,351	1,361
41	1,270	1,258	1,266	1,282	1,305	1,307	1,304	1,305	1,316	1,332	1,339
42	1,245	1,229	1,218	1,227	1,250	1,278	1,284	1,284	1,288	1,301	1,319
43	1,206	1,205	1,190	1,180	1,196	1,223	1,256	1,265	1,267	1,274	1,288
44	1,177	1,167	1,167	1,153	1,150	1,170	1,201	1,237	1,249	1,253	1,261

Fuente: Ministerio de Economía, Dirección General de Estadística y Censos.

14- La Unión: Estimaciones y proyecciones de la población femenina por años calendario y edades simples. 2005-2025

Edad	2005	2006	2007	2008	2009	2010	2011	2012	2013	2014	2015
45-49	5,697	5,589	5,486	5,408	5,370	5,375	5,423	5,510	5,629	5,762	5,893
45	1,154	1,140	1,131	1,132	1,124	1,125	1,149	1,183	1,221	1,235	1,241
46	1,153	1,118	1,104	1,097	1,104	1,100	1,105	1,132	1,168	1,208	1,223
47	1,145	1,118	1,084	1,071	1,070	1,080	1,081	1,088	1,117	1,154	1,195
48	1,132	1,112	1,086	1,052	1,045	1,047	1,060	1,064	1,074	1,104	1,142
49	1,113	1,101	1,081	1,056	1,027	1,023	1,028	1,043	1,049	1,061	1,092
50-54	5,412	5,300	5,208	5,132	5,075	5,015	4,967	4,934	4,931	4,952	5,008
50	1,094	1,082	1,072	1,052	1,032	1,006	1,005	1,012	1,029	1,036	1,049
51	1,079	1,064	1,053	1,045	1,029	1,012	989	990	998	1,017	1,025
52	1,077	1,051	1,036	1,026	1,022	1,010	995	974	977	986	1,006
53	1,080	1,050	1,024	1,010	1,004	1,002	993	980	961	965	975
54	1,082	1,053	1,023	999	988	985	985	978	966	948	953
55-59	5,014	5,010	4,981	4,927	4,867	4,801	4,738	4,702	4,686	4,678	4,658
55	1,058	1,054	1,027	997	977	968	967	970	965	954	936
56	1,028	1,031	1,028	1,001	976	958	951	951	956	952	942
57	999	1,001	1,004	1,002	979	956	940	935	937	943	940
58	978	973	975	978	980	959	939	924	920	923	930
59	951	951	947	949	955	960	941	922	908	906	910
60-64	4,296	4,309	4,336	4,354	4,386	4,417	4,451	4,465	4,463	4,442	4,409
60	920	925	925	922	927	935	941	925	907	894	892
61	883	895	900	901	900	907	917	924	909	893	880
62	857	857	871	876	880	880	889	900	908	894	879
63	825	832	832	847	854	861	862	872	884	893	880
64	811	800	808	808	825	834	842	844	855	868	878
65-69	3,712	3,735	3,729	3,711	3,693	3,716	3,759	3,820	3,874	3,933	3,987
65	799	786	776	784	787	805	816	825	828	839	853
66	791	773	762	752	762	767	786	798	808	811	823
67	756	765	747	738	730	741	747	767	780	791	794
68	706	730	739	722	715	709	721	728	748	762	773
69	660	681	705	715	699	694	689	702	710	730	744
70-74	2,789	2,849	2,915	2,987	3,058	3,109	3,149	3,165	3,175	3,182	3,224
70	628	635	657	681	692	677	673	669	683	691	712
71	599	604	611	633	657	669	655	652	649	664	672
72	561	575	580	587	610	633	646	633	631	629	644
73	519	538	552	557	565	587	610	624	611	609	608
74	482	497	515	529	534	543	565	587	601	589	588
75-79	1,916	1,971	2,030	2,090	2,154	2,211	2,270	2,336	2,408	2,479	2,532
75	452	460	475	492	507	512	521	542	565	579	567
76	420	430	438	452	469	484	489	499	519	541	555
77	384	398	408	415	430	446	461	466	476	495	517
78	348	361	374	384	391	405	421	435	441	451	470
79	312	322	335	347	357	364	378	394	407	413	423
80-84	1,048	1,088	1,145	1,206	1,268	1,319	1,365	1,414	1,467	1,520	1,571
80	267	284	294	306	317	327	335	348	364	376	383
81	228	248	264	273	285	295	305	312	325	340	352
82	200	210	228	243	252	263	273	282	289	301	315
83	179	183	192	209	223	231	241	251	259	266	277
84	174	163	167	175	191	203	211	221	230	237	244
85 y más	999	996	985	982	988	1,011	1,042	1,077	1,121	1,169	1,220

Fuente: Ministerio de Economía, Dirección General de Estadística y Censos.

14- La Unión: Estimaciones y proyecciones de la población femenina por años calendario y edades simples. 2005-2025

Edad	2016	2017	2018	2019	2020	2021	2022	2023	2024	2025
Total	141,185	142,625	144,130	145,682	147,272	148,882	150,516	152,171	153,838	155,547
0-4	13,882	13,897	13,911	13,923	13,932	13,928	13,915	13,894	13,896	13,921
0	2,794	2,797	2,798	2,798	2,794	2,786	2,780	2,775	2,799	2,817
1	2,781	2,785	2,789	2,791	2,791	2,787	2,779	2,774	2,769	2,793
2	2,775	2,777	2,781	2,785	2,789	2,789	2,785	2,777	2,772	2,767
3	2,770	2,772	2,774	2,778	2,782	2,786	2,787	2,783	2,775	2,770
4	2,762	2,766	2,769	2,771	2,776	2,780	2,784	2,785	2,781	2,774
5-9	13,947	13,837	13,782	13,764	13,768	13,784	13,809	13,831	13,850	13,861
5	2,761	2,757	2,762	2,765	2,767	2,773	2,777	2,781	2,782	2,778
6	2,762	2,756	2,752	2,758	2,761	2,764	2,770	2,774	2,778	2,779
7	2,777	2,756	2,751	2,748	2,754	2,757	2,761	2,767	2,771	2,775
8	2,803	2,771	2,751	2,746	2,744	2,750	2,754	2,758	2,764	2,768
9	2,844	2,797	2,766	2,747	2,742	2,740	2,747	2,751	2,755	2,761
10-14	14,188	14,061	13,963	13,901	13,955	13,810	13,716	13,673	13,662	13,676
10	2,890	2,837	2,791	2,761	2,742	2,738	2,736	2,743	2,747	2,752
11	2,686	2,883	2,831	2,786	2,756	2,737	2,734	2,732	2,739	2,744
12	2,814	2,678	2,876	2,824	2,780	2,751	2,733	2,730	2,728	2,735
13	2,870	2,804	2,670	2,868	2,817	2,774	2,746	2,728	2,725	2,724
14	2,928	2,859	2,795	2,662	2,860	2,810	2,767	2,740	2,723	2,721
15-19	14,785	14,613	14,433	14,232	13,970	13,943	13,840	13,761	13,715	13,787
15	2,890	2,916	2,848	2,785	2,653	2,851	2,803	2,760	2,734	2,717
16	2,916	2,876	2,903	2,837	2,775	2,644	2,843	2,795	2,752	2,728
17	2,968	2,900	2,862	2,891	2,826	2,765	2,634	2,835	2,787	2,745
18	2,988	2,951	2,885	2,849	2,879	2,816	2,755	2,625	2,826	2,780
19	3,023	2,970	2,935	2,870	2,837	2,867	2,805	2,746	2,616	2,817
20-24	14,884	14,939	14,892	14,782	14,602	14,410	14,280	14,134	13,959	13,718
20	3,033	3,004	2,953	2,920	2,856	2,824	2,856	2,795	2,736	2,607
21	3,031	3,013	2,987	2,938	2,906	2,843	2,813	2,846	2,785	2,727
22	3,004	3,010	2,995	2,970	2,923	2,893	2,831	2,802	2,836	2,775
23	2,949	2,983	2,992	2,978	2,954	2,910	2,881	2,820	2,792	2,826
24	2,867	2,929	2,965	2,976	2,963	2,940	2,899	2,871	2,810	2,783
25-29	12,652	13,123	13,576	13,973	14,285	14,488	14,578	14,567	14,485	14,333
25	2,759	2,847	2,911	2,949	2,962	2,949	2,928	2,888	2,861	2,801
26	2,646	2,741	2,830	2,896	2,936	2,949	2,937	2,918	2,878	2,852
27	2,529	2,628	2,725	2,816	2,883	2,925	2,938	2,927	2,908	2,870
28	2,412	2,512	2,613	2,712	2,804	2,872	2,914	2,929	2,918	2,900
29	2,306	2,395	2,497	2,600	2,700	2,793	2,861	2,905	2,920	2,910
30-34	9,767	10,261	10,762	11,282	11,810	12,326	12,829	13,306	13,724	14,053
30	2,185	2,291	2,381	2,484	2,589	2,690	2,784	2,852	2,896	2,913
31	2,059	2,170	2,277	2,368	2,473	2,579	2,681	2,775	2,843	2,889
32	1,942	2,044	2,157	2,265	2,358	2,463	2,570	2,672	2,767	2,836
33	1,841	1,928	2,031	2,145	2,255	2,348	2,454	2,561	2,664	2,759
34	1,740	1,828	1,916	2,020	2,135	2,246	2,340	2,446	2,554	2,656
35-39	7,533	7,811	8,160	8,558	9,010	9,501	10,017	10,540	11,073	11,611
35	1,643	1,727	1,816	1,905	2,010	2,126	2,238	2,332	2,438	2,546
36	1,553	1,631	1,717	1,807	1,896	2,002	2,118	2,231	2,324	2,431
37	1,492	1,542	1,621	1,708	1,798	1,889	1,995	2,112	2,224	2,317
38	1,439	1,482	1,533	1,613	1,700	1,791	1,882	1,989	2,105	2,218
39	1,406	1,429	1,473	1,525	1,606	1,693	1,784	1,876	1,982	2,099
40-44	6,635	6,719	6,809	6,934	7,102	7,335	7,630	7,990	8,395	8,852
40	1,372	1,397	1,421	1,466	1,519	1,600	1,687	1,779	1,870	1,976
41	1,350	1,363	1,389	1,414	1,460	1,513	1,594	1,681	1,773	1,864
42	1,328	1,341	1,355	1,382	1,408	1,453	1,507	1,588	1,675	1,767
43	1,308	1,319	1,333	1,347	1,375	1,401	1,447	1,501	1,582	1,669
44	1,277	1,299	1,311	1,325	1,340	1,368	1,395	1,441	1,495	1,576

Fuente: Ministerio de Economía, Dirección General de Estadística y Censos.

14- La Unión: Estimaciones y proyecciones de la población femenina por años calendario y edades simples. 2005-2025

Edad	2016	2017	2018	2019	2020	2021	2022	2023	2024	2025
45-49	6,007	6,107	6,188	6,266	6,350	6,439	6,537	6,637	6,770	6,941
45	1,250	1,268	1,291	1,303	1,318	1,333	1,362	1,389	1,435	1,489
46	1,230	1,241	1,260	1,284	1,296	1,311	1,327	1,356	1,383	1,428
47	1,212	1,220	1,232	1,252	1,276	1,289	1,304	1,320	1,349	1,376
48	1,184	1,203	1,211	1,224	1,244	1,269	1,282	1,297	1,313	1,342
49	1,131	1,175	1,194	1,203	1,216	1,237	1,262	1,275	1,290	1,306
50-54	5,096	5,218	5,365	5,520	5,673	5,804	5,913	6,002	6,084	6,176
50	1,081	1,122	1,167	1,186	1,195	1,209	1,230	1,255	1,268	1,283
51	1,039	1,072	1,114	1,159	1,179	1,188	1,202	1,223	1,248	1,262
52	1,015	1,030	1,064	1,106	1,152	1,172	1,181	1,195	1,216	1,242
53	996	1,007	1,022	1,056	1,099	1,144	1,164	1,173	1,187	1,209
54	965	987	998	1,013	1,048	1,091	1,136	1,156	1,165	1,180
55-59	4,643	4,640	4,662	4,707	4,781	4,881	5,008	5,158	5,318	5,471
55	942	956	978	990	1,005	1,040	1,083	1,128	1,149	1,158
56	925	933	947	970	982	997	1,031	1,074	1,120	1,141
57	930	915	923	938	961	973	988	1,022	1,066	1,111
58	928	919	905	914	929	952	964	979	1,013	1,057
59	918	917	909	895	904	919	942	955	970	1,004
60-64	4,374	4,366	4,375	4,386	4,383	4,382	4,389	4,420	4,471	4,548
60	897	906	907	899	885	894	909	933	946	961
61	879	885	895	896	889	875	884	900	924	937
62	867	867	874	884	885	878	865	875	891	914
63	865	855	856	863	873	874	867	855	865	881
64	866	853	843	844	851	861	864	857	845	855
65-69	4,039	4,074	4,092	4,089	4,072	4,053	4,056	4,072	4,089	4,093
65	863	853	840	831	832	839	850	853	846	834
66	837	849	839	827	818	819	827	838	841	834
67	806	822	834	824	813	804	806	814	825	828
68	777	790	806	818	808	799	790	792	800	811
69	756	760	773	789	801	792	783	775	777	786
70-74	3,280	3,348	3,406	3,468	3,528	3,586	3,625	3,649	3,654	3,650
70	726	737	742	754	771	783	775	766	758	761
71	692	706	717	723	735	752	764	756	748	741
72	652	671	686	697	703	715	732	744	736	730
73	623	632	650	665	676	682	694	711	723	716
74	587	602	611	629	643	654	660	672	689	702
75-79	2,574	2,599	2,617	2,634	2,676	2,731	2,797	2,854	2,911	2,968
75	567	566	581	590	607	621	632	638	650	667
76	544	545	544	559	568	585	599	610	615	627
77	531	521	522	522	536	545	562	576	587	591
78	491	504	495	496	497	511	520	537	550	561
79	441	463	475	467	468	469	484	493	509	522
80-84	1,624	1,681	1,743	1,805	1,852	1,893	1,918	1,944	1,965	2,005
80	393	410	431	444	437	438	439	455	463	479
81	358	368	384	404	417	411	412	413	428	436
82	327	333	342	357	376	389	384	385	386	400
83	291	302	308	316	331	349	361	357	358	359
84	255	268	278	284	291	306	322	334	330	331
85 y más	1,275	1,331	1,394	1,458	1,523	1,588	1,659	1,739	1,817	1,883

Fuente: Ministerio de Economía, Dirección General de Estadística y Censos.

