


Ministerio de Educación, Ciencia y Tecnología.
Dirección de Planificación | Gerencia de Monitoreo y Gestión de la Calidad.
Departamento de Monitoreo | Coordinación de Servicios de Información y Divulgación.

“Matrícula de Educación Parvularia, Año 2018”

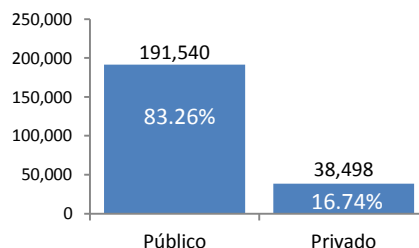
230,038

ESTUDIANTES DE EDUCACIÓN PARVULARIA



ESTUDIANTES POR SEXO:
Mujeres: 113,538 (49.36%)
Hombres: 116,044 (50.44%)
Sin Especificar: 456 (0.20%)

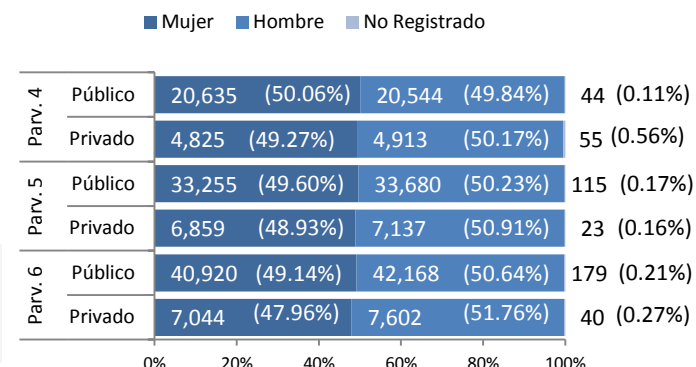
ESTUDIANTES POR SECTOR



ESTUDIANTES POR ZONA:

Urbano: 119,921 (52.13%) | Rural: 109,899 (47.77%)
Sin Especificar: 218 (0.09%)

ESTUDIANTES POR GRADO, SECTOR Y SEXO



ESTUDIANTES POR DEPARTAMENTO, GRADO Y SECTOR

| N° | Departamento | Parvularia 4 | | | | Parvularia 5 | | | | Parvularia 6 | | | |
|-------|--------------|--------------|---------|--------|---------|--------------|---------|--------|---------|--------------|---------|--------|---------|
| | | Público | Privado | Total | % | Público | Privado | Total | % | Público | Privado | Total | % |
| 1 | Ahuachapán | 1,467 | 114 | 1,581 | 3.10% | 3,630 | 310 | 3,940 | 4.86% | 5,407 | 390 | 5,797 | 5.92% |
| 2 | Santa Ana | 3,275 | 909 | 4,184 | 8.20% | 5,592 | 1,195 | 6,787 | 8.37% | 7,755 | 1,159 | 8,914 | 9.10% |
| 3 | Sonsonate | 2,664 | 516 | 3,180 | 6.23% | 5,434 | 832 | 6,266 | 7.73% | 7,179 | 848 | 8,027 | 8.19% |
| 4 | Chalatenango | 1,936 | 42 | 1,978 | 3.88% | 2,813 | 64 | 2,877 | 3.55% | 3,072 | 75 | 3,147 | 3.21% |
| 5 | La Libertad | 3,788 | 1,908 | 5,696 | 11.17% | 7,018 | 2,735 | 9,753 | 12.03% | 8,982 | 2,701 | 11,683 | 11.93% |
| 6 | San Salvador | 9,628 | 5,233 | 14,861 | 29.13% | 13,976 | 7,209 | 21,185 | 26.13% | 15,760 | 7,610 | 23,370 | 23.86% |
| 7 | Cuscatlán | 1,778 | 158 | 1,936 | 3.79% | 3,109 | 233 | 3,342 | 4.12% | 3,857 | 237 | 4,094 | 4.18% |
| 8 | La Paz | 2,791 | 174 | 2,965 | 5.81% | 4,273 | 285 | 4,558 | 5.62% | 5,080 | 301 | 5,381 | 5.49% |
| 9 | Cabañas | 1,318 | 49 | 1,367 | 2.68% | 2,214 | 57 | 2,271 | 2.80% | 2,594 | 67 | 2,661 | 2.72% |
| 10 | San Vicente | 2,226 | 59 | 2,285 | 4.48% | 2,651 | 81 | 2,732 | 3.37% | 2,940 | 62 | 3,002 | 3.06% |
| 11 | Usulután | 3,545 | 153 | 3,698 | 7.25% | 4,776 | 180 | 4,956 | 6.11% | 6,010 | 217 | 6,227 | 6.36% |
| 12 | San Miguel | 3,353 | 413 | 3,766 | 7.38% | 5,649 | 660 | 6,309 | 7.78% | 6,978 | 801 | 7,779 | 7.94% |
| 13 | Morazán | 1,488 | 33 | 1,521 | 2.98% | 2,568 | 88 | 2,656 | 3.28% | 3,173 | 70 | 3,243 | 3.31% |
| 14 | La Unión | 1,966 | 32 | 1,998 | 3.92% | 3,347 | 90 | 3,437 | 4.24% | 4,480 | 148 | 4,628 | 4.72% |
| Total | | 41,223 | 9,793 | 51,016 | 100.00% | 67,050 | 14,019 | 81,069 | 100.00% | 83,267 | 14,686 | 97,953 | 100.00% |