


**PRESUPUESTO EXTRAORDINARIO PARA REACTIVACION ECONOMICA**


**ESTADO DE SITUACION FINANCIERA CONSOLIDADO**

**AL 30 DE JUNIO DE 2011  
(EN DOLARES AMERICANOS)**

<b>ACTIVO</b>	<b>1,529,147,049.47</b>
DISPONIBILIDADES	29,938,188.06
CUENTAS POR COBRAR	5,986,267.87
TRANSFERENCIAS A PROYECTOS	1,492,676,468.36
FONDOS POR LIQUIDAR	546,125.18
<b>CUENTAS DE ORDEN</b>	<b>6,028,570.71</b>
FONDO PATRIMONIAL	6,028,570.71
<b>PASIVO</b>	<b>685,859.41</b>
CUENTAS POR PAGAR	2,507.44
OTROS PASIVOS	683,351.97
<b>RECURSOS</b>	<b>1,528,461,190.06</b>
AREAS DE GESTION	464,422,662.43
PROGRAMAS	1,064,038,527.63
<b>TOTAL PASIVOS + RECURSOS</b>	<b>1,529,147,049.47</b>
<b>CUENTAS DE ORDEN POR CONTRA</b>	<b>6,028,570.71</b>
FONDO PATRIMONIAL	6,028,570.71

  
PREPARADO

  
REVISADO

  
AUTORIZADO



**PRESUPUESTO EXTRAORDINARIO PARA REACTIVACION ECONOMICA**

**ESTADO DE EJECUCION PRESUPUESTARIA CONSOLIDADO**

AL: 30/06/2011

(DOLARES)

Descripción	Valor Modificado del Convenio	Transferencias de Fondos			Uso de Fondos			Saldos		
		Acumulados	Mes	Total	Acumulados	Mes	Total	Asignación	Pdte. de Liquidar	
<b>FONDO GENERAL</b>										
090	FONDO GENERAL 1995	46,387,999.62	46,387,999.62	0.00	46,387,999.62	46,197,167.25	0.00	46,197,167.25	0.00	190,832.37
091	FONDO GENERAL 1994	38,572,968.15	38,572,968.15	0.00	38,572,968.15	38,523,909.29	0.00	38,523,909.29	0.00	49,058.86
092	FONDO GENERAL 1993	5,171,439.84	5,171,439.84	0.00	5,171,439.84	5,171,439.84	0.00	5,171,439.84	0.00	0.00
093	APTES.DEL FDO.GRAL.CPDA. OTROS DONANTES	5,651,899.69	5,651,899.69	0.00	5,651,899.69	5,650,012.78	0.00	5,650,012.78	0.00	1,886.91
094	APORTES DEL FONDO GENERAL PROYECTOS PRIORIT.	8,767,870.67	8,767,870.67	0.00	8,767,870.67	8,767,870.67	0.00	8,767,870.67	0.00	0.00
095	APORTES DEL FONDO GENERAL PL-480/81	358,288.43	355,715.02	0.00	355,715.02	339,750.77	0.00	339,750.77	2,573.41	15,964.25
097	FDO. GRAL. CP. A OTROS DONANTE/90	9,925,636.83	9,925,636.83	0.00	9,925,636.83	9,915,181.45	0.00	9,915,181.45	0.00	10,455.38
098	FONDO GENERAL 1991	3,803,204.90	3,757,490.61	0.00	3,757,490.61	3,757,490.61	0.00	3,757,490.61	45,714.29	0.00
099	FONDO GENERAL 1992	19,886,891.53	19,886,891.53	0.00	19,886,891.53	19,886,891.53	0.00	19,886,891.53	0.00	0.00
115	FONDO GENERAL 1996	42,374,282.81	42,374,282.81	0.00	42,374,282.81	42,352,230.19	0.00	42,352,230.19	0.00	22,052.62
116	FONDO GENERAL 1997	33,514,509.07	33,514,508.95	0.00	33,514,508.95	33,514,508.95	0.00	33,514,508.95	0.12	0.00
117	FONDO GENERAL 1998	7,675,687.55	7,675,687.55	0.00	7,675,687.55	7,675,687.55	0.00	7,675,687.55	0.00	0.00
124	FONDO GENERAL 1999	5,136,852.23	5,136,829.37	0.00	5,136,829.37	5,136,829.37	0.00	5,136,829.37	22.86	0.00
130	FONDO GENERAL 2000	2,663,701.59	2,663,701.59	0.00	2,663,701.59	2,663,701.61	0.00	2,663,701.61	0.00	-0.02
137	FONDO GENERAL 2001	278,095.00	278,095.00	0.00	278,095.00	49,524.00	0.00	49,524.00	0.00	228,571.00
138	FONDO GENERAL 2002	457,145.00	457,145.00	0.00	457,145.00	457,145.00	0.00	457,145.00	0.00	0.00
152	FONDO GENERAL 2004	1,160,870.00	1,160,870.00	0.00	1,160,870.00	1,160,870.00	0.00	1,160,870.00	0.00	0.00
154	Fondo General 2005	1,370,069.07	1,370,069.07	0.00	1,370,069.07	1,120,069.07	0.00	1,120,069.07	0.00	250,000.00
157	FOGEN 20006	1,602,624.00	1,502,624.00	0.00	1,502,624.00	1,159,764.00	0.00	1,159,764.00	100,000.00	342,860.00
162	FOGEN 2007	842,860.00	842,860.00	0.00	842,860.00	842,860.00	0.00	842,860.00	0.00	0.00
165	FOGEN 2008	1,185,720.00	1,185,720.00	0.00	1,185,720.00	500,000.00	0.00	500,000.00	0.00	685,720.00
168	FOGEN 2009	530,860.00	556,777.28	0.00	556,777.28	556,777.28	0.00	556,777.28	74,082.72	0.00
		237,419,475.98	237,197,082.58	0.00	237,197,082.58	235,399,681.21	0.00	235,399,681.21	222,393.40	1,797,401.37
<b>RECURSOS PROPIOS</b>										
096	RECURSOS PROPIOS	79,656,579.51	74,634,805.36	141,941.00	74,776,746.36	73,932,164.34	15,709.23	73,947,873.57	4,879,833.15	828,872.79
		79,656,579.51	74,634,805.36	141,941.00	74,776,746.36	73,932,164.34	15,709.23	73,947,873.57	4,879,833.15	828,872.79
<b>PRESTAMOS EXTERNOS</b>										
001	PL-480/83 PRESTAMO PARA LA VENTA DE PRODUCTOS AGRICOLAS	10,767,290.94	10,767,290.94	0.00	10,767,290.94	10,767,290.94	0.00	10,767,290.94	0.00	0.00
002	PL-480/84 PRESTAMO PARA LA VENTA DE PRODUCTOS AGRICOLAS	13,534,166.81	13,534,166.81	0.00	13,534,166.81	13,534,166.81	0.00	13,534,166.81	0.00	0.00
003	PL-480/85 PRESTAMO PARA LA VENTA DE PRODUCTOS AGRICOLAS	10,215,900.02	10,215,900.02	0.00	10,215,900.02	10,215,900.02	0.00	10,215,900.02	0.00	0.00
004	PL-480/86 PRESTAMO PARA LA VENTA DE PRODUCTOS AGRICOLAS	23,661,070.59	23,661,070.59	0.00	23,661,070.59	23,661,070.59	0.00	23,661,070.59	1,122.14	0.00
005	PL-480/87	20,753,096.07	20,753,096.07	0.00	20,753,096.07	20,753,096.07	0.00	20,753,096.07	0.00	0.00
006	PL-480/88	16,735,559.77	16,735,559.77	0.00	16,735,559.77	16,735,559.77	0.00	16,735,559.77	0.00	0.00
007	PL-480/89	16,677,362.46	16,677,362.46	0.00	16,677,362.46	16,677,362.46	0.00	16,677,362.46	0.00	0.00
008	PL-480/90	25,633,560.26	25,633,560.26	0.00	25,633,560.26	25,633,560.26	0.00	25,633,560.26	0.00	0.00
009	PL-480/91 CONV. DE PRESTAMO P/LA VTA DE PRO.A.	30,034,946.61	30,034,946.61	0.00	30,034,946.61	30,034,946.61	0.00	30,034,946.61	0.00	0.00

**PRESUPUESTO EXTRAORDINARIO PARA REACTIVACION ECONOMICA**

**ESTADO DE EJECUCION PRESUPUESTARIA CONSOLIDADO**

AL: 30/06/2011

(DOLARES)

Descripción	Valor Modificado del Convenio	Transferencias de Fondos			Uso de Fondos			Saldos		
		Acumulados	Mes	Total	Acumulados	Mes	Total	Asignación	Pcte. de Liquidar	
010	PL-480/92	27,940,370.54	27,207,068.11	0.00	27,207,068.11	27,207,068.11	0.00	27,207,068.11	733,302.43	0.00
011	PL-480/93 PREST. PARA LA VTA.PROD.AGRICOLAS	33,338,171.40	33,109,396.36	0.00	33,109,396.36	33,109,396.36	0.00	33,109,396.36	228,775.04	0.00
016	FONDO DE RESERVA (PL-480/1985)	3,898,501.05	3,898,501.05	0.00	3,898,501.05	3,898,501.05	0.00	3,898,501.05	0.00	0.00
017	519-T-032 APOYO AL SEC. DE LA REF. AGRARIA	12,665,821.80	12,665,821.80	0.00	12,665,821.80	12,665,821.80	0.00	12,665,821.80	0.00	0.00
018	519-U-33 VITALIZACION DE LOS SERVICIOS DE SALUD	743,603.76	743,603.76	0.00	743,603.76	743,603.76	0.00	743,603.76	0.00	0.00
019	519-T-021 SISTEMA PEQUEÑAS OBRAS DE RIEGO	239,711.73	239,711.73	0.00	239,711.73	239,711.73	0.00	239,711.73	0.00	0.00
020	519-K-031 RESTAURACION DE SERVICIOS PUBLICOS	113,946.21	113,946.21	0.00	113,946.21	113,946.21	0.00	113,946.21	0.00	0.00
021	CONV.DE PREST. ALEMÁN AYUDA EN MCÍAS. I	3,603,696.50	3,603,168.16	0.00	3,603,168.16	3,603,168.16	0.00	3,603,168.16	528.34	0.00
022	519-HG-006-B MEJORAMIENTO DE COMUNIDADES MARGINALES	3,142,857.15	3,142,857.15	0.00	3,142,857.15	3,142,857.15	0.00	3,142,857.15	0.00	0.00
023	CONV DE PTMO ALEMÁN AY. EN MERCANCIAS IV	5,045,032.79	5,045,032.79	0.00	5,045,032.79	5,045,032.79	0.00	5,045,032.79	0.00	0.00
024	CONV.DE PTMO. ALEMÁN AY. EN MCÍAS II	5,695,774.43	5,695,774.43	0.00	5,695,774.43	5,695,774.43	0.00	5,695,774.43	0.00	66.91
025	PRESTAMO BIRF - 2873 - ES	62,183,087.57	62,183,087.57	0.00	62,183,087.57	62,183,087.57	0.00	62,183,087.57	0.00	0.00
026	CONV.DE PRMTO ALEMÁN AY. EN MERC. III	4,926,113.22	4,925,974.60	0.00	4,925,974.60	4,925,974.60	0.00	4,925,974.60	138.62	0.00
027	PRESTAMO BIRF - 3348 - ELS REHABILITACION DEL SECTOR SOCIAL	25,460,448.54	25,460,448.54	0.00	25,460,448.54	25,460,448.54	0.00	25,460,448.54	0.00	0.00
028	PRESTAMO BIRF No. 3648 ES ASISTENCIA TECNICA	2,396,529.68	2,396,529.68	0.00	2,396,529.68	2,396,529.68	0.00	2,396,529.68	0.00	0.00
029	PRESTAMO BCIE PROD. EN COL.VOC. DE EL SALV.	2,491,428.57	2,485,101.61	0.00	2,485,101.61	2,424,693.72	0.00	2,424,693.72	6,328.96	60,407.89
030	PREST.278-FCIE PROG. NAC.DE REHAB.DE VIAS PAV.	16,398,586.29	16,398,586.29	0.00	16,398,586.29	16,398,586.29	0.00	16,398,586.29	0.00	0.00
031	PRESTAMO ALEMÁN AYUDA ESTRUCTURAL	13,826,477.67	13,826,321.07	0.00	13,826,321.07	13,817,485.09	0.00	13,817,485.09	156.60	8,835.98
032	PRESTAMO ALEMÁN AYUDA EN MERCANCIAS V	4,720,300.36	4,718,929.56	0.00	4,718,929.56	4,718,929.56	0.00	4,718,929.56	1,370.80	0.00
033	CARTA ACDO. PPF-264-ES-BIRF,PROY. ADMON.TIERRA	2,006,857.13	1,995,757.21	0.00	1,995,757.21	1,995,757.21	0.00	1,995,757.21	11,099.92	0.00
034	PRESTAMO ALEMÁN AYUDA EN MCÍAS. VI	7,802,693.63	7,802,611.43	0.00	7,802,611.43	7,802,611.43	0.00	7,802,611.43	82.20	0.00
035	PREST.BCIE 1005, DES.RURAL INT.ACADOS. DE PAZ	11,061,942.85	11,024,090.44	0.00	11,024,090.44	11,024,090.44	0.00	11,024,090.44	37,852.41	0.00
036	PTMO.BCIE 1180 PROGRAMA ESCUELA SALUDABLE II	9,668,571.43	9,668,571.43	0.00	9,668,571.43	9,668,571.43	0.00	9,668,571.43	0.00	0.00
171	SUBVENCION AECID 2009	6,872,873.17	6,778,495.00	0.00	6,778,495.00	112,426.58	24,131.90	136,558.48	94,378.17	6,641,936.52
		434,257,473.14	433,142,339.51	0.00	433,142,339.51	426,406,960.31	24,131.90	426,431,092.21	1,115,133.63	6,711,247.30
<b>DONACIONES</b>										
050	PL-480/83 TITULO II CONV DONAC.LECHE EN POLVO	2,798,720.03	2,798,720.03	0.00	2,798,720.03	2,798,720.03	0.00	2,798,720.03	0.00	0.00
051	519-0267-ESF/84	2,665,239.34	2,665,239.34	0.00	2,665,239.34	2,665,239.34	0.00	2,665,239.34	0.00	0.00
052	519-0267-ESF/85	7,068,543.20	7,068,543.20	0.00	7,068,543.20	7,068,543.20	0.00	7,068,543.20	0.00	0.00
053	519-0328-ESF/86	7,978,675.62	7,978,675.62	0.00	7,978,675.62	7,978,675.62	0.00	7,978,675.62	0.00	0.00
054	519-0345-ESF/87	32,380,486.64	32,380,486.64	0.00	32,380,486.64	32,380,486.64	0.00	32,380,486.64	0.00	0.00
055	519-0279 RESTAURACION DE SERVICIOS PUBLICOS	724,632.54	724,632.54	0.00	724,632.54	724,632.54	0.00	724,632.54	0.00	0.00
056	519-0295 REVITALIZACION DEL SISTEMA EDUCATIVO	8,016,022.20	8,016,022.20	0.00	8,016,022.20	8,016,022.20	0.00	8,016,022.20	0.00	0.00
057	519-0296 REFORMAS AL SISTEMA JUDICIAL	2,375,701.39	2,375,701.39	0.00	2,375,701.39	2,375,701.39	0.00	2,375,701.39	0.00	0.00
058	DONACION AID No. 519-0210 DINA.DE POB.Y SAL.R.	991,484.24	991,484.24	0.00	991,484.24	991,484.24	0.00	991,484.24	0.00	0.00
059	519-0287 ESTAB.Y RECUPERACION INDUSTRIAL	250,400.28	250,400.28	0.00	250,400.28	250,400.28	0.00	250,400.28	0.00	0.00
060	519-0331 RECUPERACION POR EL TERREMOTO DE EL SALVADOR	28,569,969.40	28,569,969.40	0.00	28,569,969.40	28,569,969.40	0.00	28,569,969.40	0.00	0.00
061	519-0308 APOYO PARA LOS SISTEMAS DE SALUD	8,032,931.31	7,634,242.71	0.00	7,634,242.71	7,634,242.71	0.00	7,634,242.71	398,688.60	0.00
062	DONACION MAIZ ARGENTINO	39,485.71	39,485.71	0.00	39,485.71	39,485.71	0.00	39,485.71	0.00	0.00

**PRESUPUESTO EXTRAORDINARIO PARA REACTIVACION ECONOMICA**

**ESTADO DE EJECUCION PRESUPUESTARIA CONSOLIDADO**

AL: 30/06/2011

(DOLARES)

Descripción	Valor Modificado del Convenio	Transferencias de Fondos			Uso de Fondos			Saldos		
		Acumulados	Mes	Total	Acumulados	Mes	Total	Asignación	Pdte. de Liquidar	
063	SECCION 416/86 PARA 1987	1,970,874.19	1,970,874.19	0.00	1,970,874.19	1,970,874.19	0.00	1,970,874.19	0.00	0.00
064	DONACION ACEITE DE MANTEQUILLA	6,297.44	6,297.44	0.00	6,297.44	6,297.44	0.00	6,297.44	0.00	0.00
065	FONDO DE RESERVA ESF/86	6,659,257.30	6,659,257.30	0.00	6,659,257.30	6,659,257.30	0.00	6,659,257.30	0.00	0.00
066	519-0333 RECONSTRUCCION DEL TERREMOTO	53,114,299.06	53,114,299.06	0.00	53,114,299.06	53,114,299.06	0.00	53,114,299.06	0.00	0.00
067	519-0354-ESF/88	43,185,169.00	43,185,169.00	0.00	43,185,169.00	43,185,169.00	0.00	43,185,169.00	0.00	0.00
068	DONAC.AY.ALIMEN.1986GOB. DEL JAPON	1,100,450.41	1,100,450.41	0.00	1,100,450.41	1,100,450.41	0.00	1,100,450.41	0.02	0.00
069	DONACION DE TRIGO ARGENTINO	116,924.71	116,924.71	0.00	116,924.71	116,924.71	0.00	116,924.71	0.00	0.00
070	DONACION DE ALIMENTOS 1987 GOBIERNO DE FRANCIA	190,108.32	190,108.32	0.00	190,108.32	190,108.32	0.00	190,108.32	0.00	0.00
072	SECCION 416/87 CON.DONAC.PROD.AGRICOLAS	3,508,926.71	3,508,926.71	0.00	3,508,926.71	3,508,926.71	0.00	3,508,926.71	0.00	0.00
073	DONACION DE TRIGO 1988 GOBIERNO DE FRANCIA	159,033.36	159,033.36	0.00	159,033.36	159,033.36	0.00	159,033.36	0.00	0.00
074	DONAC.DE ALIMENTOS 1987 GOBIERNO DE JAPON	1,115,669.91	1,115,669.91	0.00	1,115,669.91	1,115,669.91	0.00	1,115,669.91	0.00	0.00
075	DONACION JAPON-BIRF	12,303,567.66	12,303,567.66	0.00	12,303,567.66	12,303,567.66	0.00	12,303,567.66	0.00	0.00
076	519-0265 APOYO A LA REFORMA AGRARIA	229,028.93	229,028.93	0.00	229,028.93	229,028.93	0.00	229,028.93	0.00	0.00
077	DONACION ESF/89	38,891,153.44	38,891,153.44	0.00	38,891,153.44	38,891,153.44	0.00	38,891,153.44	0.00	0.00
078	DONACION JAP/93, P/ADQUIS. DE BIENES IMPORTA.	8,289,434.67	8,289,434.67	0.00	8,289,434.67	8,289,434.66	0.00	8,289,434.66	0.00	0.01
079	519-0320 MEJ. DE LOS SERVICIOS PUBLICOS	9,231,130.35	9,231,130.35	0.00	9,231,130.35	9,231,130.35	0.00	9,231,130.35	0.00	0.00
080	519-0357 SOLID. DEL ALCANCE DE LA ED.BASICA	24,124.57	24,124.57	0.00	24,124.57	24,124.57	0.00	24,124.57	0.00	0.00
081	519-0356 ESF/90 FDO. ESTAB. ECONOMICA	27,844,613.27	27,841,613.27	0.00	27,841,613.27	27,841,613.27	0.00	27,841,613.27	2,873.90	0.00
082	519-0383 PROGRAMA DE APOYO A LA INVESTIGACION CRIMINAL	477,024.56	477,024.56	0.00	477,024.56	477,024.56	0.00	477,024.56	0.00	0.00
083	519 0369 ESF/91 FDO. DE ESTAB. ECONOMICA	34,182,576.17	34,182,576.17	0.00	34,182,576.17	34,182,576.17	0.00	34,182,576.17	0.00	0.00
084	519-0378 ESF/92 AP.A LAS REF.DE POL.EN EL SAL.	54,491,789.44	54,491,789.44	0.00	54,491,789.44	54,491,789.44	0.00	54,491,789.44	0.00	0.00
085	COOPERACION FINANCIERA KFW	31,314,695.14	31,314,695.14	0.00	31,314,695.14	31,314,695.14	0.00	31,314,695.14	0.00	0.00
086	DONAC.JAP.P/ADQ.DE BIENES IMPORTADOS	3,442,888.68	3,442,888.68	0.00	3,442,888.68	3,442,888.68	0.00	3,442,888.68	0.00	0.00
087	DONACION AID No. 519-0394	146,963,019.35	146,963,019.35	0.00	146,963,019.35	146,963,019.35	0.00	146,963,019.35	0.00	0.00
088	519-0376 REFORMA JUDICIAL II	1,711,241.59	1,711,241.59	0.00	1,711,241.59	1,711,241.59	0.00	1,711,241.59	0.00	0.00
089	DON.BCIE COOP.FINAN.NO REEMB.PROG.NAC.DEL BAM.	37,028.56	36,523.54	0.00	36,523.54	36,523.54	0.00	36,523.54	505.02	0.00
101	ESF/93	28,564,783.96	28,564,783.96	0.00	28,564,783.96	28,564,783.96	0.00	28,564,783.96	0.00	0.00
102	DONAC.JAPONESA FOMENTO A LA PROD. DE G.BASICOS	1,396,271.03	1,396,271.03	0.00	1,396,271.03	1,396,271.03	0.00	1,396,271.03	0.12	0.00
103	DON.JAP.FOM.DE PROD.GRA.BASICOS 1993	2,256,086.67	2,231,642.59	0.00	2,231,642.59	2,206,278.12	0.00	2,206,278.12	23,444.08	25,364.47
105	519-0349 APOYO TEC. ANAL. DE POL. Y CAPACIT.	241,276.05	241,276.05	0.00	241,276.05	241,276.05	0.00	241,276.05	0.00	0.00
106	519-0323 RECONSTRUCCION INDUSTRIAL	82,382.83	82,382.83	0.00	82,382.83	82,382.83	0.00	82,382.83	0.00	0.00
107	DONACION SUIZA	9,470,034.37	9,470,034.21	0.00	9,470,034.21	9,470,034.21	0.00	9,470,034.21	0.16	0.00
108	519-0414 ESF/94, PROG. DE MOD. DEL ESTADO	14,505,339.57	14,475,765.00	0.00	14,475,765.00	14,475,765.00	0.00	14,475,765.00	29,574.57	0.00
109	COOP.FINAN.NO REEMB.FORTALEC. DEL CONACYT	149,091.09	149,091.09	0.00	149,091.09	149,091.09	0.00	149,091.09	0.00	0.00
110	DON.JAPONESA FOM.A LA PROD.DE GR.BASICOS 1994	3,155,344.01	3,153,019.22	0.00	3,153,019.22	3,150,263.96	0.00	3,150,263.96	2,324.79	2,755.26
111	DONACION JAPONESA PARA ADQUISICION DE BIENES IMPORTADOS 1994	11,743,532.74	11,743,532.74	0.00	11,743,532.74	11,743,532.74	0.00	11,743,532.74	0.00	0.00
112	DON.JAPON.FOMENTO A LA PROD.DE GRANOS BAS.1995	1,610,635.63	1,610,635.63	0.00	1,610,635.63	1,610,297.02	0.00	1,610,297.02	0.00	338.61
113	DON.JAP.FOM.A LA PRODUCCION DE ALIMENTOS 1997	1,284,495.02	1,161,903.27	0.00	1,161,903.27	1,092,212.09	0.00	1,092,212.09	122,591.75	69,691.18
114	DON.JAP.FOM.A LA PRODUC.DE GRANOS BASICOS 1996	1,993,604.30	1,993,604.30	0.00	1,993,604.30	1,984,810.40	0.00	1,984,810.40	0.00	8,793.90
118	DONACION CHINA	24,372,731.12	23,862,920.59	0.00	23,862,920.59	23,238,170.39	484.64	23,238,655.03	509,810.53	624,265.56


**PRESUPUESTO EXTRAORDINARIO PARA REACTIVACION ECONOMICA**

**ESTADO DE EJECUCION PRESUPUESTARIA CONSOLIDADO**


AL: 30/06/2011

(DOLARES)

Descripción	Valor Modificado del Convenio	Transferencias de Fondos			Uso de Fondos			Saldos	
		Acumulados	Mes	Total	Acumulados	Mes	Total	Asignación	Páte. de Liquidar
122 DONACION TRIGO DE FRANCIA 1997	426,112.76	425,734.45	0.00	425,734.45	425,481.82	0.00	425,481.82	378.31	252.63
123 DON. JAPONESA AUMENTO DE LA PRODUCCION DE ALIMENTOS 1998	1,452,026.12	1,301,125.81	0.00	1,301,125.81	1,196,183.54	17,381.83	1,213,565.37	150,900.31	87,560.44
127 AID 519-0449 MITCH-MESA	9,015,324.29	8,997,327.51	0.00	8,997,327.51	8,779,690.89	0.00	8,779,690.89	17,996.78	217,636.62
128 DONACION ITALIANA 1995 - FONDOS DE CONTRAPARTIDA DE ITALIA	1,243,982.98	1,205,908.90	0.00	1,205,908.90	1,152,603.06	9,642.37	1,162,245.43	38,074.08	43,663.47
131 ADQUISICIÓN DE BIENES IMPORTADOS 1998	9,986,556.70	9,971,259.22	0.00	9,971,259.22	9,079,237.79	0.00	9,079,237.79	15,297.48	892,021.43
132 FOMENTO A LA PRODUCCION DE ALIMENTOS 1999	805,003.00	793,302.21	0.00	793,302.21	793,302.21	0.00	793,302.21	11,700.79	0.00
136 DON. AID No. 519-001 AMPL. DEL ACCESO Y LAS OP. ECON. PILAS FAM. RURAL EN POBREZA	352,890.73	348,823.07	0.00	348,823.07	348,823.07	0.00	348,823.07	4,067.66	0.00
139 SECCIÓN 416 (B) 2001	6,630,575.29	5,618,858.23	0.00	5,618,858.23	5,593,181.83	0.00	5,593,181.83	1,011,717.06	25,676.40
141 ADQUISICION DE BIENES IMPORTADOS 2000	7,448,404.86	7,261,473.62	-156,162.13	7,105,311.49	6,902,403.05	52,908.44	6,955,311.49	343,093.37	150,000.00
142 DONAC. JAP. AUMENTO A LA PRODUC. DE ALIMENTOS 2000	2,280,000.00	2,280,000.00	0.00	2,280,000.00	2,280,000.00	0.00	2,280,000.00	0.00	0.00
143 SECCION 416 (B) 2002	6,622,021.00	6,058,393.83	0.00	6,058,393.83	6,016,439.06	21,418.41	6,037,857.47	563,627.17	20,536.36
150 DONACIÓN AYUDA ALIMENTARIA DE ITALIA/2002	662,852.32	643,704.62	0.00	643,704.62	628,107.52	0.00	628,107.52	19,147.70	15,597.10
153 PRODUCT. AGRÍCOL. ALIM.P/ EL PROGRESO 2004	2,534,000.00	2,456,485.20	0.00	2,456,485.20	2,456,485.20	0.00	2,456,485.20	77,514.80	0.00
155 ALIMENTOS PARA EL PROGRESO 2005	2,925,050.00	2,917,709.62	0.00	2,917,709.62	2,917,709.63	0.00	2,917,709.63	7,340.38	-0.01
159 JAPÓN BIENES IMPORTADOS 2005	2,382,072.57	882,072.57	319,444.83	1,201,517.40	380,651.77	0.00	380,651.77	1,180,555.17	820,865.63
160 ALIMENTOS PARA EL PROGRESO 2006	1,077,386.51	713,116.51	0.00	713,116.51	669,875.48	0.00	669,875.48	364,270.00	43,241.03
164 ILEA SAN SALVADOR	5,555,500.00	4,279,675.13	1,275,824.87	5,555,500.00	3,807,414.90	354,396.64	4,161,811.54	0.00	1,393,688.46
166 SUBVENCION AECID	3,004,321.42	2,735,432.11	0.00	2,735,432.11	1,014,549.94	118,032.75	1,132,582.69	268,889.31	1,602,849.42
167 DONACIÓN ITALIANA HNCH/DRIS	966,728.63	966,728.63	0.00	966,728.63	0.00	0.00	0.00	0.00	966,728.63
169 DONACION CHINA 2010-2014	9,122,665.67	3,832,160.43	208,700.00	4,040,860.43	2,415,084.99	389,403.89	2,804,488.88	5,081,806.24	1,236,371.55
170 CONVENIO DE COOPERACIÓN BCIE-ES 2010	120,000.00	35,913.09	0.00	35,913.09	34,301.84	0.00	34,301.84	84,086.91	1,611.25
	757,890,576.97	745,912,492.34	1,647,807.57	747,560,299.91	738,347,121.54	963,668.97	739,310,790.51	10,330,277.06	8,249,509.40
<b>TOTAL</b>	<b>1,509,224,105.60</b>	<b>1,490,886,719.79</b>	<b>1,789,748.57</b>	<b>1,492,676,468.36</b>	<b>1,474,085,927.40</b>	<b>1,003,510.10</b>	<b>1,475,089,437.50</b>	<b>16,547,637.24</b>	<b>17,587,030.86</b>

  
Preparado

  
Revisado

  
Autorizado

