

**PRESUPUESTO EXTRAORDINARIO PARA REACTIVACION ECONOMICA**


**ESTADO DE SITUACION FINANCIERA CONSOLIDADO**

**AL 31 DE DICIEMBRE DE 2011  
(EN DOLARES AMERICANOS)**

<b>ACTIVO</b>	<b>1,567,215,882.91</b>
DISPONIBILIDADES	56,878,631.58
CUENTAS POR COBRAR	5,973,968.25
TRANSFERENCIAS A PROYECTOS	1,503,817,142.90
FONDOS POR LIQUIDAR	546,140.18
<b>CUENTAS DE ORDEN</b>	<b>6,028,570.71</b>
FONDO PATRIMONIAL	6,028,570.71
<b>PASIVO</b>	<b>686,183.57</b>
CUENTAS POR PAGAR	2,831.60
OTROS PASIVOS	683,351.97
<b>RECURSOS</b>	<b>1,566,529,699.34</b>
AREAS DE GESTION	502,491,171.71
PROGRAMAS	1,064,038,527.63
<b>TOTAL PASIVOS + RECURSOS</b>	<b>1,567,215,882.91</b>

**CUENTAS DE ORDEN POR CONTRA  
FONDO PATRIMONIAL**

**6,028,570.71  
6,028,570.71**

  
PREPARADO  
CONTADOR

  
REVISADO  
Directora Unidad Técnica de  
Administración de Fondos

  
AUTORIZADO  
Directora General de Cooperación para el  
Desarrollo y Directora Ejecutiva SETEFE

**PRESUPUESTO EXTRAORDINARIO PARA REACTIVACION ECONOMICA**

**ESTADO DE EJECUCION PRESUPUESTARIA CONSOLIDADO**

AL: 31/12/2011

(DOLARES)

Descripción	Valor Modificado del Convenio	Transferencias de Fondos			Uso de Fondos			Saldos		
		Acumulados	Mes	Total	Acumulados	Mes	Total	Asignación	Pcte. de Liquidar	
<b>FONDO GENERAL</b>										
090	FONDO GENERAL 1995	46,387,999.62	46,387,999.62	0.00	46,387,999.62	46,197,167.25	0.00	46,197,167.25	0.00	190,832.37
091	FONDO GENERAL 1994	38,572,968.15	38,572,968.15	0.00	38,572,968.15	38,523,909.29	0.00	38,523,909.29	0.00	49,058.86
092	FONDO GENERAL 1993	5,171,439.84	5,171,439.84	0.00	5,171,439.84	5,171,439.84	0.00	5,171,439.84	0.00	0.00
093	APTES.DEL FDO.GRAL.CPDA. OTROS DONANTES	5,651,999.69	5,651,999.69	0.00	5,651,999.69	5,650,012.78	0.00	5,650,012.78	0.00	1,886.91
094	APORTES DEL FONDO GENERAL PROYECTOS PRIORIT.	8,767,870.67	8,767,870.67	0.00	8,767,870.67	8,767,870.67	0.00	8,767,870.67	0.00	0.00
095	APORTES DEL FONDO GENERAL PL-480/81	358,288.43	355,715.02	0.00	355,715.02	339,750.77	0.00	339,750.77	2,573.41	15,964.25
097	FDO. GRAL. CP. A OTROS DONANTE/90	9,925,636.83	9,925,636.83	0.00	9,925,636.83	9,915,181.45	0.00	9,915,181.45	0.00	10,455.38
098	FONDO GENERAL 1991	3,757,490.61	3,757,490.61	0.00	3,757,490.61	3,757,490.61	0.00	3,757,490.61	0.00	0.00
099	FONDO GENERAL 1992	19,886,891.53	19,886,891.53	0.00	19,886,891.53	19,886,891.53	0.00	19,886,891.53	0.00	0.00
115	FONDO GENERAL 1996	42,374,282.81	42,374,282.81	0.00	42,374,282.81	42,352,230.19	0.00	42,352,230.19	0.00	22,052.62
116	FONDO GENERAL 1997	33,514,509.07	33,514,508.95	0.00	33,514,508.95	33,514,508.95	0.00	33,514,508.95	0.12	0.00
117	FONDO GENERAL 1998	7,675,687.55	7,675,687.55	0.00	7,675,687.55	7,675,687.55	0.00	7,675,687.55	0.00	0.00
124	FONDO GENERAL 1999	5,136,829.37	5,136,829.37	0.00	5,136,829.37	5,136,829.37	0.00	5,136,829.37	22.86	0.00
130	FONDO GENERAL 2000	2,663,701.59	2,663,701.59	0.00	2,663,701.59	2,663,701.61	0.00	2,663,701.61	0.00	-0.02
137	FONDO GENERAL 2001	278,095.00	278,095.00	0.00	278,095.00	49,524.00	0.00	49,524.00	0.00	228,571.00
138	FONDO GENERAL 2002	457,145.00	457,145.00	0.00	457,145.00	457,145.00	0.00	457,145.00	0.00	0.00
152	FONDO GENERAL2004	1,160,870.00	1,160,870.00	0.00	1,160,870.00	1,160,870.00	0.00	1,160,870.00	0.00	0.00
154	Fondo General 2005	1,370,069.07	1,370,069.07	0.00	1,370,069.07	1,120,069.07	0.00	1,120,069.07	0.00	250,000.00
157	FOGEN 20006	1,502,624.00	1,502,624.00	0.00	1,502,624.00	1,159,764.00	0.00	1,159,764.00	0.00	342,860.00
162	FOGEN 2007	842,860.00	842,860.00	0.00	842,860.00	842,860.00	0.00	842,860.00	0.00	0.00
165	FOGEN 2008	1,185,720.00	1,185,720.00	0.00	1,185,720.00	500,000.00	0.00	500,000.00	0.00	685,720.00
168	FOGEN 2009	556,777.28	556,777.28	0.00	556,777.28	556,777.28	0.00	556,777.28	0.00	0.00
		<b>237,199,678.97</b>	<b>237,197,082.58</b>	<b>0.00</b>	<b>237,197,082.58</b>	<b>235,399,681.21</b>	<b>0.00</b>	<b>235,399,681.21</b>	<b>2,596.39</b>	<b>1,797,401.37</b>
<b>RECURSOS PROPIOS</b>										
096	RECURSOS PROPIOS	82,603,110.01	74,776,525.07	1,395,492.96	76,172,018.03	73,967,652.28	1,395,492.96	75,363,145.24	6,431,091.98	808,872.79
		<b>82,603,110.01</b>	<b>74,776,525.07</b>	<b>1,395,492.96</b>	<b>76,172,018.03</b>	<b>73,967,652.28</b>	<b>1,395,492.96</b>	<b>75,363,145.24</b>	<b>6,431,091.98</b>	<b>808,872.79</b>
<b>PRESTAMOS EXTERNOS</b>										
001	PL-480/83 PRESTAMO PARA LA VENTA DE PRODUCTOS AGRICOLAS	10,767,290.94	10,767,290.94	0.00	10,767,290.94	10,767,290.94	0.00	10,767,290.94	0.00	0.00
002	PL-480/84 PRESTAMO PARA LA VENTA DE PRODUCTOS AGRICOLAS	13,534,166.81	13,534,166.81	0.00	13,534,166.81	13,534,166.81	0.00	13,534,166.81	0.00	0.00
003	PL-480/85 PRESTAMO PARA LA VENTA DE PRODUCTOS AGRICOLAS	10,215,900.02	10,215,900.02	0.00	10,215,900.02	10,215,900.02	0.00	10,215,900.02	0.00	0.00
004	PL-480/86 PRESTAMO PARA LA VENTA DE PRODUCTOS AGRICOLAS	23,661,070.59	23,661,070.59	0.00	23,661,070.59	23,661,070.59	0.00	23,661,070.59	1,122.14	0.00
005	PL-480/87	20,753,096.07	20,753,096.07	0.00	20,753,096.07	20,753,096.07	0.00	20,753,096.07	0.00	0.00
006	PL-480/88	16,735,559.77	16,735,559.77	0.00	16,735,559.77	16,735,559.77	0.00	16,735,559.77	0.00	0.00
007	PL-480/89	16,677,362.46	16,677,362.46	0.00	16,677,362.46	16,677,362.46	0.00	16,677,362.46	0.00	0.00
008	PL-480/90	25,633,560.26	25,633,560.26	0.00	25,633,560.26	25,633,560.26	0.00	25,633,560.26	0.00	0.00
009	PL-480/91 CONV. DE PRESTAMO P/LA VTA DE PRO.A	30,034,946.61	30,034,946.61	0.00	30,034,946.61	30,034,946.61	0.00	30,034,946.61	0.00	0.00

**PRESUPUESTO EXTRAORDINARIO PARA REACTIVACION ECONOMICA**  
**ESTADO DE EJECUCION PRESUPUESTARIA CONSOLIDADO**

AL: 31/12/2011

(DOLARES)

Descripción	Valor Modificado del Convenio	Transferencias de Fondos			Uso de Fondos			Saldos		
		Acumulados	Mes	Total	Acumulados	Mes	Total	Asignación	Pdte. de Liquidar	
010	PL-480/92	27,940,370.54	27,207,068.11	0.00	27,207,068.11	27,207,068.11	0.00	27,207,068.11	733,302.43	0.00
011	PL-480/93 PREST. PARA LA VTA.PROD.AGRICOLAS	33,338,171.40	33,109,396.36	0.00	33,109,396.36	33,109,396.36	0.00	33,109,396.36	228,775.04	0.00
016	FONDO DE RESERVA (PL-480/1986)	3,898,501.05	3,898,501.05	0.00	3,898,501.05	3,898,501.05	0.00	3,898,501.05	0.00	0.00
017	519-T-032 APOYO AL SEC. DE LA REF. AGRARIA	12,665,821.80	12,665,821.80	0.00	12,665,821.80	12,665,821.80	0.00	12,665,821.80	0.00	0.00
018	519-U-33 VITALIZACION DE LOS SERVICIOS DE SALUD	743,603.76	743,603.76	0.00	743,603.76	743,603.76	0.00	743,603.76	0.00	0.00
019	519-T-021 SISTEMA PEQUEÑAS OBRAS DE RIEGO	239,711.73	239,711.73	0.00	239,711.73	239,711.73	0.00	239,711.73	0.00	0.00
020	519-K-031 RESTAURACION DE SERVICIOS PUBLICOS	113,946.21	113,946.21	0.00	113,946.21	113,946.21	0.00	113,946.21	0.00	0.00
021	CONV.DE PREST. ALEMAN AYUDA EN MCIAS. I	3,603,696.50	3,603,168.16	0.00	3,603,168.16	3,603,168.16	0.00	3,603,168.16	528.34	0.00
022	519-HG-006-B MEJORAMIENTO DE COMUNIDADES MARGINALES	3,142,857.15	3,142,857.15	0.00	3,142,857.15	3,142,857.15	0.00	3,142,857.15	0.00	0.00
023	CONV DE PTMO ALEMAN AY.EN MERCANCIAS IV	5,045,032.79	5,045,032.79	0.00	5,045,032.79	5,045,032.79	0.00	5,045,032.79	0.00	0.00
024	CONV.DE PTMO. ALEMAN AY. EN MCIAS II	5,695,774.43	5,695,774.43	0.00	5,695,774.43	5,695,707.52	0.00	5,695,707.52	0.00	66.91
025	PRESTAMO BIRF - 2873 - ES	62,183,087.57	62,183,087.57	0.00	62,183,087.57	62,183,087.57	0.00	62,183,087.57	0.00	0.00
026	CONV.DE PRMTO ALEMAN AY. EN MERC. III	4,928,113.22	4,925,974.60	0.00	4,925,974.60	4,925,974.60	0.00	4,925,974.60	138.62	0.00
027	PRESTAMO BIRF - 3348 - ELS REHABILITACION DEL SECTOR SOCIAL	25,460,448.54	25,460,448.54	0.00	25,460,448.54	25,460,448.54	0.00	25,460,448.54	0.00	0.00
028	PRESTAMO BIRF No. 3648 ES ASISTENCIA TECNICA	2,396,529.68	2,396,529.68	0.00	2,396,529.68	2,396,529.68	0.00	2,396,529.68	0.00	0.00
029	PRESTAMO BCIE PROD. EN COL.VOC. DE EL SALV.	2,491,428.57	2,485,101.61	0.00	2,485,101.61	2,424,693.72	0.00	2,424,693.72	6,326.96	60,407.89
030	PREST.278-FCIE PROG. NAC.DE REHAB.DE VIAS PAV.	16,398,586.29	16,398,586.29	0.00	16,398,586.29	16,398,586.29	0.00	16,398,586.29	0.00	0.00
031	PRESTAMO ALEMAN AYUDA ESTRUCTURAL	13,826,477.67	13,826,321.07	0.00	13,826,321.07	13,817,485.09	0.00	13,817,485.09	156.60	8,835.98
032	PRESTAMO ALEMAN AYUDA EN MERCANCIAS V	4,720,300.36	4,718,929.56	0.00	4,718,929.56	4,718,929.56	0.00	4,718,929.56	1,370.80	0.00
033	CARTA ACDO. PPF-264-ES-BIRF,PROY. ADMON.TIERRA	2,006,857.13	1,995,757.21	0.00	1,995,757.21	1,995,757.21	0.00	1,995,757.21	11,099.92	0.00
034	PRESTAMO ALEMAN AYUDA EN MCIAS. VI	7,802,693.63	7,802,611.43	0.00	7,802,611.43	7,802,611.43	0.00	7,802,611.43	82.20	0.00
035	PREST.BCIE 1005, DES.RURAL INT.ACDO.S. DE PAZ	11,061,942.85	11,024,090.44	0.00	11,024,090.44	11,024,090.44	0.00	11,024,090.44	37,852.41	0.00
036	PTMO.BCIE 1180 PROGRAMA ESCUELA SALUDABLE II	9,668,571.43	9,668,571.43	0.00	9,668,571.43	9,668,571.43	0.00	9,668,571.43	0.00	0.00
171	SUBVENCION AECID 2009	6,902,991.93	6,902,991.93	0.00	6,902,991.93	472,857.71	0.00	472,857.71	0.00	6,430,134.22
		434,287,591.90	433,266,836.44	0.00	433,266,836.44	426,767,391.44	0.00	426,767,391.44	1,020,755.46	6,499,445.00
<b>DONACIONES</b>										
050	PL-480/83 TITULO II CONV DONAC.LECHE EN POLVO	2,798,720.03	2,798,720.03	0.00	2,798,720.03	2,798,720.03	0.00	2,798,720.03	0.00	0.00
051	519-0267-ESF/84	2,665,239.34	2,665,239.34	0.00	2,665,239.34	2,665,239.34	0.00	2,665,239.34	0.00	0.00
052	519-0267-ESF/85	7,068,543.20	7,068,543.20	0.00	7,068,543.20	7,068,543.20	0.00	7,068,543.20	0.00	0.00
053	519-0328-ESF/86	7,978,675.62	7,978,675.62	0.00	7,978,675.62	7,978,675.62	0.00	7,978,675.62	0.00	0.00
054	519-0345-ESF/87	32,380,486.64	32,380,486.64	0.00	32,380,486.64	32,380,486.64	0.00	32,380,486.64	0.00	0.00
055	519-0279 RESTAURACION DE SERVICIOS PUBLICOS	724,632.54	724,632.54	0.00	724,632.54	724,632.54	0.00	724,632.54	0.00	0.00
056	519-0295 REVITALIZACION DEL SISTEMA EDUCATIVO	8,016,022.20	8,016,022.20	0.00	8,016,022.20	8,016,022.20	0.00	8,016,022.20	0.00	0.00
057	519-0296 REFORMAS AL SISTEMA JUDICIAL	2,375,701.39	2,375,701.39	0.00	2,375,701.39	2,375,701.39	0.00	2,375,701.39	0.00	0.00
058	DONACION AID No. 519-0210 DIN.A. DE POB.Y SAL.R.	991,484.24	991,484.24	0.00	991,484.24	991,484.24	0.00	991,484.24	0.00	0.00
059	519-0287 ESTAB.Y RECUPERACION INDUSTRIAL	250,400.28	250,400.28	0.00	250,400.28	250,400.28	0.00	250,400.28	0.00	0.00
060	519-0331 RECUPERACION POR EL TERREMOTO DE EL SALVADOR	28,569,969.40	28,569,969.40	0.00	28,569,969.40	28,569,969.40	0.00	28,569,969.40	0.00	0.00
061	519-0308 APOYO PARA LOS SISTEMAS DE SALUD	8,032,931.31	7,634,242.71	0.00	7,634,242.71	7,634,242.71	0.00	7,634,242.71	398,688.60	0.00
062	DONACION MAIZ ARGENTINO	39,485.71	39,485.71	0.00	39,485.71	39,485.71	0.00	39,485.71	0.00	0.00

**PRESUPUESTO EXTRAORDINARIO PARA REACTIVACION ECONOMICA**

**ESTADO DE EJECUCION PRESUPUESTARIA CONSOLIDADO**

AL: 31/12/2011

(DOLARES)

Descripción	Valor Modificado del Convenio	Transferencias de Fondos			Uso de Fondos			Salidos	
		Acumulados	Mes	Total	Acumulados	Mes	Total	Asignación	Pdte. de Liquidar
063 SECCION 416/86 PARA 1987	1,970,874.19	1,970,874.19	0.00	1,970,874.19	1,970,874.19	0.00	1,970,874.19	0.00	0.00
064 DONACION ACEITE DE MANTEQUILLA	6,297.44	6,297.44	0.00	6,297.44	6,297.44	0.00	6,297.44	0.00	0.00
065 FONDO DE RESERVA ESF/86	6,659,257.30	6,659,257.30	0.00	6,659,257.30	6,659,257.30	0.00	6,659,257.30	0.00	0.00
066 519-0333 RECONSTRUCCION DEL TERREMOTO	53,114,299.06	53,114,299.06	0.00	53,114,299.06	53,114,299.06	0.00	53,114,299.06	0.00	0.00
067 519-0354-ESF/88	43,185,169.00	43,185,169.00	0.00	43,185,169.00	43,185,169.00	0.00	43,185,169.00	0.00	0.00
068 DONAC.AY.ALIMEN.1986GOB. DEL JAPON	1,100,450.43	1,100,450.41	0.00	1,100,450.41	1,100,450.41	0.00	1,100,450.41	0.02	0.00
069 DONACION DE TRIGO ARGENTINO	116,924.71	116,924.71	0.00	116,924.71	116,924.71	0.00	116,924.71	0.00	0.00
070 DONACION DE ALIMENTOS 1987 GOBIERNO DE FRANCIA	190,108.32	190,108.32	0.00	190,108.32	190,108.32	0.00	190,108.32	0.00	0.00
072 SECCION 416/87 CON.DONAC.PROD.AGRICOLAS	3,508,926.71	3,508,926.71	0.00	3,508,926.71	3,508,926.71	0.00	3,508,926.71	0.00	0.00
073 DONACION DE TRIGO 1988 GOBIERNO DE FRANCIA	159,033.36	159,033.36	0.00	159,033.36	159,033.36	0.00	159,033.36	0.00	0.00
074 DONAC.DE ALIMENTOS 1987 GOBIERNO DE JAPON	1,115,669.91	1,115,669.91	0.00	1,115,669.91	1,115,669.91	0.00	1,115,669.91	0.00	0.00
075 DONACION JAPON-BIRF	12,303,567.66	12,303,567.66	0.00	12,303,567.66	12,303,567.66	0.00	12,303,567.66	0.00	0.00
076 519-0265 APOYO A LA REFORMA AGRARIA	229,028.93	229,028.93	0.00	229,028.93	229,028.93	0.00	229,028.93	0.00	0.00
077 DONACION ESF/89	38,891,153.44	38,891,153.44	0.00	38,891,153.44	38,891,153.44	0.00	38,891,153.44	0.00	0.00
078 DONACION JAP/93, P/ADQUIS. DE BIENES IMPORTA.	8,289,434.67	8,289,434.67	0.00	8,289,434.67	8,289,434.67	0.00	8,289,434.67	0.00	0.01
079 519-0320 MEJ. DE LOS SERVICIOS PUBLICOS	9,231,130.35	9,231,130.35	0.00	9,231,130.35	9,231,130.35	0.00	9,231,130.35	0.00	0.00
080 519-0357 SOLID. DEL ALCANCE DE LA ED.BASICA	24,124.57	24,124.57	0.00	24,124.57	24,124.57	0.00	24,124.57	0.00	0.00
081 519-0356 ESF/90 FDO. ESTAB. ECONOMICA	27,844,613.27	27,841,613.27	0.00	27,841,613.27	27,841,613.27	0.00	27,841,613.27	2,573.90	0.00
082 519-0383 PROGRAMA DE APOYO A LA INVESTIGACION CRIMINAL	477,024.56	477,024.56	0.00	477,024.56	477,024.56	0.00	477,024.56	0.00	0.00
083 519 0369 ESF/91 FDO. DE ESTAB. ECONOMICA	34,182,576.17	34,182,576.17	0.00	34,182,576.17	34,182,576.17	0.00	34,182,576.17	0.00	0.00
084 519-0378 ESF/92 AP.A LAS REF.DE POL.EN EL SAL.	54,491,789.44	54,491,789.44	0.00	54,491,789.44	54,491,789.44	0.00	54,491,789.44	0.00	0.00
085 COOPERACION FINANCIERA KFW	31,314,695.14	31,314,695.14	0.00	31,314,695.14	31,314,695.14	0.00	31,314,695.14	0.00	0.00
086 DONAC.JAP.P/ADQ.DE BIENES IMPORTADOS	3,442,888.68	3,442,888.68	0.00	3,442,888.68	3,442,888.68	0.00	3,442,888.68	0.00	0.00
087 DONACION AID No. 519-0394	146,963,019.35	146,963,019.35	0.00	146,963,019.35	146,963,019.35	0.00	146,963,019.35	0.00	0.00
088 519-0376 REFORMA JUDICIAL II	1,711,241.59	1,711,241.59	0.00	1,711,241.59	1,711,241.59	0.00	1,711,241.59	0.00	0.00
089 DON.BCIE COOP.FINAN.NO REEMB.PROG.NAC.DEL BAM.	37,028.56	36,523.54	0.00	36,523.54	36,523.54	0.00	36,523.54	505.02	0.00
101 ESF/93	28,564,783.96	28,564,783.96	0.00	28,564,783.96	28,564,783.96	0.00	28,564,783.96	0.00	0.00
102 DONAC.JAPONESA FOMENTO A LA PROD. DE G.BASICOS	1,396,271.03	1,396,271.03	0.00	1,396,271.03	1,396,271.03	0.00	1,396,271.03	0.12	0.00
103 DON.JAP.FOM.DE PROD.GRA.BASICOS 1993	2,255,086.67	2,231,642.59	0.00	2,231,642.59	2,206,278.12	0.00	2,206,278.12	23,444.08	25,364.47
105 519-0349 APOYO TEC. ANAL. DE POL. Y CAPACIT.	241,276.05	241,276.05	0.00	241,276.05	241,276.05	0.00	241,276.05	0.00	0.00
106 519-0323 RECONSTRUCCION INDUSTRIAL	82,382.83	82,382.83	0.00	82,382.83	82,382.83	0.00	82,382.83	0.00	0.00
107 DONACION SUIZA	9,470,034.37	9,470,034.21	0.00	9,470,034.21	9,470,034.21	0.00	9,470,034.21	0.16	0.00
108 519-0414 ESF/94, PROG. DE MOD. DEL ESTADO	14,505,339.57	14,475,765.00	0.00	14,475,765.00	14,475,765.00	0.00	14,475,765.00	29,574.57	0.00
109 COOP.FINAN.NO REEMB.FORTALEC. DEL CONACYT	149,091.09	149,091.09	0.00	149,091.09	149,091.09	0.00	149,091.09	0.00	0.00
110 DON.JAPONESA FOM.A LA PROD.DE GR.BASICOS 1994	3,155,344.01	3,153,019.22	0.00	3,153,019.22	3,150,263.96	0.00	3,150,263.96	2,324.79	2,755.26
111 DONACION JAPONESA PARA ADQUISICION DE BIENES IMPORTADOS 1994	11,743,532.74	11,743,532.74	0.00	11,743,532.74	11,743,532.74	0.00	11,743,532.74	0.00	0.00
112 DON.JAPON.FOMENTO A LA PROD.DE GRANOS BAS.1995	1,610,635.63	1,610,635.63	0.00	1,610,635.63	1,610,297.02	0.00	1,610,297.02	0.00	338.61
113 DON.JAP.FOM.A LA PRODUCCION DE ALIMENTOS 1997	1,284,495.02	1,284,495.02	0.00	1,284,495.02	1,092,212.09	0.00	1,092,212.09	0.00	192,282.93
114 DON.JAP.FOM.A LA PRODUC.DE GRANOS BASICOS 1996	1,993,604.30	1,993,604.30	0.00	1,993,604.30	1,984,810.40	0.00	1,984,810.40	0.00	8,793.90
118 DONACION CHINA	24,372,731.12	23,950,882.05	0.00	23,950,882.05	23,938,818.62	0.00	23,938,818.62	421,849.07	12,063.43

**PRESUPUESTO EXTRAORDINARIO PARA REACTIVACION ECONOMICA**

**ESTADO DE EJECUCION PRESUPUESTARIA CONSOLIDADO**

AL: 31/12/2011

(DOLARES)

Descripción	Valor Modificado del Convenio	Transferencias de Fondos			Uso de Fondos			Saldos	
		Acumulados	Mes	Total	Acumulados	Mes	Total	Asignación	Pdte. de Liquidar
122 DONACION TRIGO DE FRANCIA 1997	426,112.76	425,734.45	0.00	425,734.45	425,461.82	0.00	425,461.82	378.31	252.63
123 DON.JAPONESA AUMENTO DE LA PRODUCCION DE ALIMENTOS 1998	1,452,026.12	1,333,309.15	0.00	1,333,309.15	1,181,170.36	0.00	1,181,170.36	118,716.97	152,138.79
127 AID 519-0449 MITCH-MESA	9,015,324.29	8,997,327.51	0.00	8,997,327.51	8,779,690.89	0.00	8,779,690.89	17,996.78	217,636.62
128 DONACION ITALIANA 1995 - FONDOS DE CONTRAPARTIDA DE ITALIA	1,243,982.98	1,208,689.71	-140.34	1,208,549.37	1,178,506.06	-2,780.81	1,175,725.25	35,433.61	32,824.12
131 ADQUISICIÓN DE BIENES IMPORTADOS 1998	9,986,556.70	9,971,269.22	-801.65	9,970,657.57	9,184,397.89	183,376.34	9,367,774.23	15,899.13	602,883.34
132 FOMENTO A LA PRODUCCION DE ALIMENTOS 1999	805,003.00	793,302.21	0.00	793,302.21	793,302.21	0.00	793,302.21	11,700.79	0.00
136 DON. AID No. 519-001 AMPL.DEL ACCESO Y LAS OP.ECON.P/LAS FAM.RURAL EN POBREZA	352,890.73	348,823.07	0.00	348,823.07	348,823.07	0.00	348,823.07	4,067.66	0.00
139 SECCIÓN 416 (B) 2001	6,630,575.29	5,618,858.23	0.00	5,618,858.23	5,593,181.83	0.00	5,593,181.83	1,011,717.06	25,676.40
141 ADQUISICION DE BIENES IMPORTADOS 2000	7,448,404.86	7,149,253.99	0.00	7,149,253.99	6,999,688.99	0.00	6,999,688.99	299,150.87	149,565.00
142 DONAC. JAP. AUMENTO A LA PRODUC. DE ALIMENTOS 2000	2,280,000.00	2,280,000.00	0.00	2,280,000.00	2,280,000.00	0.00	2,280,000.00	0.00	0.00
143 SECCIÓN 416 (B) 2002	6,622,021.00	6,134,777.49	0.00	6,134,777.49	6,069,979.91	49,326.63	6,119,300.54	487,243.51	15,476.95
150 DONACIÓN AYUDA ALIMENTARIA DE ITALIA/2002	662,852.32	652,614.42	-843.85	651,770.57	651,769.97	0.60	651,770.57	11,081.75	0.00
153 PRODUCT. AGRÍCOL. ALIM.P/ EL PROGRESO 2004	2,534,000.00	2,456,485.20	0.00	2,456,485.20	2,456,485.20	0.00	2,456,485.20	77,514.80	0.00
155 ALIMENTOS PARA EL PROGRESO 2005	2,925,050.00	2,917,709.62	0.00	2,917,709.62	2,917,709.63	0.00	2,917,709.63	7,340.38	-0.01
159 JAPÓN BIENES IMPORTADOS 2005	5,290,072.57	1,201,517.40	-11,447.91	1,190,069.49	881,245.66	0.00	881,245.66	4,100,003.08	308,823.83
160 ALIMENTOS PARA EL PROGRESO 2006	3,131,273.51	713,116.51	0.00	713,116.51	669,875.48	0.00	669,875.48	2,418,157.00	43,241.03
164 ILEA SAN SALVADOR	5,555,500.00	5,555,500.00	0.00	5,555,500.00	4,161,811.54	0.00	4,161,811.54	0.00	1,393,688.46
166 SUBVENCION AECID	3,054,445.85	3,052,923.72	51.11	3,052,974.83	1,282,000.29	0.00	1,282,000.29	1,471.02	1,770,974.54
167 DONACIÓN ITALIANA HNCH/DRIS	966,728.63	966,728.63	0.00	966,728.63	924,808.57	0.00	924,808.57	0.00	41,920.06
169 DONACION CHINA 2010-2014	14,609,338.23	9,111,978.08	590,306.00	9,702,284.08	6,802,444.74	1,590,306.00	8,392,750.74	4,907,054.15	1,309,533.34
170 CONVENIO DE COOPERACIÓN BCIE-ES 2010	120,000.00	35,913.09	0.00	35,913.09	34,301.84	0.00	34,301.84	84,086.91	1,611.25
172 ALIMENTOS PARA EL PROGRESO 2011	5,264,494.00	0.00	0.00	0.00	0.00	0.00	0.00	5,264,494.00	0.00
174 FONDO DE FORTALECIMIENTO INSTITUCIONAL PARA EL DESARROLLO ESPAÑA - EL SALVADOR	4,639,500.00	3,272,000.00	0.00	3,272,000.00	1,772,000.00	0.00	1,772,000.00	1,367,500.00	1,500,000.00
175 Don. Italiana Potenc. la Esc. Inclus. de Tiempo Pleno en El Salvador	1,450,837.91	0.00	8,220.00	8,220.00	0.00	8,220.00	8,220.00	1,442,617.91	0.00
	<b>779,744,091.87</b>	<b>756,595,662.49</b>	<b>585,543.36</b>	<b>757,181,205.85</b>	<b>747,544,912.13</b>	<b>1,828,448.76</b>	<b>749,373,360.89</b>	<b>22,562,886.02</b>	<b>7,807,844.96</b>


**PRESUPUESTO EXTRAORDINARIO PARA REACTIVACION ECONOMICA**

**ESTADO DE EJECUCION PRESUPUESTARIA CONSOLIDADO**


AL: 31/12/2011

(DOLARES)

Descripción	Valor Modificado del Convenio	Transferencias de Fondos			Uso de Fondos			Saldos	
		Acumulados	Mes	Total	Acumulados	Mes	Total	Asignación	Pdte. de Liquidar
<b>TOTAL</b>	1,533,834,472.75	1,501,836,106.58	1,981,036.32	1,503,817,142.90	1,483,679,637.06	3,223,941.72	1,486,903,578.78	30,017,329.85	16,913,564.12

  
 Preparado

  
 Revisado

  
 Autorizado